



UNIVERSITY OF COLORADO BUFFALOES / SPORTS INFORMATION SERVICE

Fieldhouse Annex #50, 357 UCB, Boulder, CO 80309-0357

Telephone 303/492-5626 (FAX: 303/492-3811; E-mail: david.plati@colorado.edu; anthony.lepine@colorado.edu)

David Plati (Associate AD/SID), Anthony Lepine (Grad Asst/secondary FB contact), Troy Andre (Assistant SID/Internet Managing Editor), Linda Sprouse (Assistant SID), Ashley Braun (Assistant SID), Andy Schlichting (Assistant SID), Neill Woelk (Contributing Editor/CUBuffs.com), B.G. Brooks (CUBuffs.com).

www.CUBuffs.com

© 2015 CU Athletics

2015 COLORADO BUFFALO FOOTBALL WEEKLY RELEASE, NOTES & STATISTICS

GAME 13—UTAH



BUFFS, UTES RENEW RIVALRY ON THE OTHER SIDE OF THE DIVIDE

SATURDAY, NOVEMBER 28, 2015 • 12:37 p.m. MST • Rice-Eccles Stadium (45,017) • Salt Lake City, Utah

RELEASE NUMBER 13 (November 23, 2015)

Pac-12 Networks (National) | KOA-RADIO | CUBUFFS.COM (Live Stats)

BUFFALO BITS ...

The **Colorado Buffaloes** (4-8, 1-7 Pac-12) will wrap up their 126th season of intercollegiate football on the road this Saturday, November 28, popping over the Continental Divide to play long-time rival, the No. 25 (USA Today/Coaches) **Utah Utes** (8-3, 5-3 Pac-12) in a 12:37 p.m. MST kickoff this Saturday, November 28 at Rice-Eccles Stadium ... The game will be televised nationally by the Pac-12 Networks ... It's just CU's third day game this season in league play, along with the game at UCLA and a home game against Stanford ... This is just the second time in 62 games in the series that one of the schools is in either the Associated Press or USA Today/Coaches Top 25; CU was No. 8 in 1961 ahead of a Ute 21-12 upset win (though a reminder that all CU records against ranked teams are compiled against those in the *Associated Press* Top 25, of which Utah came in as the top school receiving votes outside the top 25; CU is **52-18** since 1989 against unranked AP teams in November) ... With Colorado officially out of the bowl picture, this will be the last game of a 42-year career for KOA-Radio's **Larry Zimmer**; it will be the **486th** CU football game he will announce since his very first one in 1971 (he moved to the analyst role in 2004 after retiring as sports director) ...

Colorado is closing the regular season with two straight road games; it also did the same in its first year in the Pac-12 (in 2011), which had been the first time since 1989 when CU ended Big 8 play at Oklahoma State and at Kansas State ... The Buffs are **20-20-4** all-time in the state of Utah (14-15-2 in Salt Lake City, 4-4-1 in Logan, 2-1-1 in Provo) ... The Buffs are coming off a 27-3 loss to No. 24 Washington State in the wind and cold in Pullman; the Cougars methodically pulled away and eventually clinched the game with 10 fourth quarter points (the wind chill during the game hovered between 20 and 25) ... Utah lost a defensive battle to UCLA at home last week, falling 17-9 to the Bruins and in the process was eliminated from contention for the Pac-12 South Division title ... CU played a school-record eight night games in 2015 (including six of nine Pac-12 conference games); twice the Buffs returned to Boulder at 5:30 a.m., following trips to Oregon State and Washington State ... Visit **CUBuffs.com/media** as your one stop for everything, including our on-line media guide and live stats.

DEPTH CHART ON PAGE 63; ROSTER ON PAGES 64-65

CU-Utah (Pac-12 Networks/National): Ted Robinson (play-by-play) / Glenn Parker (color) / Jill Savage (sideline reporter) / Michael Molinari (producer)

STAT OF THE WEEK

Stanford converted 10-of-16 third downs against Colorado back on Nov. 7 (the Cardinal were 10-of-13 at one point). But in the last two games, the Buffs have really ratcheted things up on the down: USC and Washington State combined to go 8-of-25 (32.0 percent), while gaining just 52 yards on those 25 plays (2.1 per). In the last two first halves, CU has allowed just one conversion in 12 attempts (8.3 percent) for a net minus-4 yards.

OBSCURE NOTE OF THE WEEK

TB Phillip Lindsay has 605 rushing yards with one game remaining; that stands to be the most by a CU sophomore since 2009, when **Rodney Stewart** rushed for 804 yards. He is looking to become the 21st sophomore to lead CU in rushing; **Christian Powell** is next with 338 yards (he's also the last sophomore to lead the Buffs with 562 yards in 2013). His 605 yards are the 17th-most by a soph in school annals.

2015 COLORADO RESULTS (4-8, 1-7 Pac-12)

Date	CU*	Opponent	Opp*	TV	Result/Time	Record	Series	This-N-That or '13 rewind
Sept. 3	NR	at Hawai'i (N)	NR	CBS-SN	L 20-28	2-10	2- 3-0	Buffs within one on three occasions (8-7, 15-14, 18-17), but late rally falls short
SEPT. 12	NR	MASSACHUSETTS	NR	PACMT	W 48-14	2-9	2- 0-0	CU most rushing yards (390) since 2002; Spruce becomes AT receptions leader
Sept. 19	NR	Colorado State (N; Denver)	NR	CBS-SN	W 27-24 (OT)	6-5	63-22-2	Gonzalez 32 FG wins it after Thompson blocks similar CSU attempt
SEPT. 26	NR	NICHOLLS STATE	NR	PAC12	W 48- 0	3-8	1- 0-0	CU dominates, 636-166 edge in TO; Buffs run 71 of 93 plays in plus territory
OCT. 3	NR	+ OREGON (N; FW)	RV	ESPN	L 24-41	8-3	8-12-0	Oregon pulls away late after 17-17 halftime tie and 31-24 score with 10:29 left
Oct. 10	NR	+ at Arizona State (N)	RV	PAC12	L 23-48	6-5	0- 7-0	Two fluky TDs (fumble advance, tipped pass) aides ASU cause in 92 degree heat
OCT. 17	NR	+ ARIZONA (N; HC)	NR	FS-1	L 31-38	6-6	13- 5-0	Colorado takes 24-17 lead into 4th Qtr but Wildcats rally with three late TDs
Oct. 24	NR	+ at Oregon State (N)	NR	PAC12	W 17-13	2-9	3- 5-0	Win snaps 14-game Pac-12 losing streak (and 13 straight league road losses)
Oct. 31	NR	+ at UCLA	24	PAC12	L 31-35	8-3	2- 9-0	Buffs put 1,054 yards on UCLA "D" last two years but come up 8 pts short (0-2)
NOV. 7	NR	+ STANFORD	9	PAC12	L 10-42	9-2	3- 6-0	Game tied 7-7 after 1Q; Cardinal score 14 in last 2 minutes of half to go up 28-7
NOV. 13	NR	+ SOUTHERN CALIFORNIA (N)	RV	ESPN2	L 24-27	7-4	0-10-0	USC rallies (CU took 17-3 lead (2Q); CU led for 32:43 in Zimmer home finale
Nov. 21	NR	+ at Washington State (N)	24	ESPN2	L 3-27	8-3	5- 4-0	Cougars defeat Buffs for the first time in four tries in home state
Nov. 28	NR	+ at Utah	RV	PAC12	12:37p	8-3	31-27-3	All four games in Pac-12 play down-to-the-wire (decided by total of 21 points)

(All times mountain. KEY: *—AP rank at time of game; +—Pac-12 Conference game; N—Night game; HC—Homecoming; FW—Family Weekend.)

COLORADO FOOTBALL MEDIA SERVICES

- Head coach **Mike MacIntyre** holds a **Tuesday press luncheon**, with this year's location in the new Champions Center (third floor, room 319). All will start at 11:30 a.m. with lunch, followed by MacIntyre promptly at Noon and select players before and/or afterwards depending on class conflicts. This year's dates: **Aug. 26; Sept. 8-15-22-29; Oct. 6-13-20-27; Nov. 3-10-17-24; Dec. 1-TBA** (bowl). The **press conference portion of the luncheon is streamed live** on www.CUBuffs.com (in the BuffsTV area); press conferences on CUBuffs.com are free and do not require access codes.
(**TV Pool Assignments:** KCNC 9/29, 10/27, 10/24; KDVR 9/22, 10/20, 11/17; KMGH (9/15, 10/13, 11/10), KUSA 9/08, 10/06, 11/03 (all on own 12/01).)
- MacIntyre can be heard Tuesdays (Sept. 1-Nov. 24) on the **Pac-12 Teleconference Call** at 11:25 a.m. MT, with a taped replay available after 4 p.m. MT those afternoons. All 12 coaches participate; for access numbers to the conference call and the replay, e-mail David Plati (david.plati@colorado.edu) with audio files available at www.pac-12.com.
- **Video highlights** of CU games are available through the Pac-12 Network and Digital Xchange. There are a few restrictions in place; please work with **Duane Lindberg** at the Pac-12 to coordinate your needs (dlindberg@pac-12.org).
- The **Pac-12 Networks** are available nationwide through many platforms; check with your local cable or satellite subscriber for more info. Comcast and Time Warner carry the Network in Colorado and DISH Network is the league's satellite provider (there remains no deal with DirecTV). In the Boulder-Denver area it can be found on Comcast 430 & 431 (840 HD); Pac-12 DISH channels include 406 and 413 (along with 5453 and 5454 in its auxiliary area).
- The **Colorado lockerroom** (home and road) is closed after games; following the customary 10-minute cooling off period, players will be available (a list will be solicited immediately following the game; no cutoff to request players).
- Colorado's **football practices** are generally closed (to the media and public) but the first 20 minutes of the Sunday, Tuesday and Wednesday practices are open for the media's photography/video needs (follow parameters listed in CU's media policies). Thursday practices are entirely closed (except to network TV).
- This year's standard **meeting/practice schedule** (mountain time): **Sunday:** 3:15-4:30/4:50-5:50; **Monday:** Off; **Tuesday:** 7:00-8:25/8:45-10:45; **Wednesday:** 7:30-8:35/8:50-10:50; **Thursday:** 8:00-8:50/10:30-11:00/9:10-10:10 walkthrough; **Friday** (8:45-9:25/9:40-10:20; evening meetings; no changes after Daylight savings time ends on Sunday, Nov. 1 at 2:00 a.m.
- **Interviews** with Colorado players are allowed post-practice on Sundays, Tuesdays and Wednesdays. Phone interviews with out-of-town media are allowed all three days in all time slots. Interviews on Sundays are at the discretion of the player, as it being the standard player day off (no meetings/practice), CU can't arrange due to NCAA rules.
- **Collegepressbox.com** is the official media website for Division I (FBS) football. Access and download weekly game notes, quotes, statistics, media guides, headshots, logos and more for all major conferences and their member schools. Login information will be distributed to accredited media or you can apply for a password by sending an e-mail to password@collegepressbox.com.
- **CU On-Line Photo Database.** The CU SID office has an online photo database that allows registered members of the media instant access to print quality head shots of all CU coaches and student-athletes as well as action shots of key players. Registration is easy: for a login and password, simply log on to www.CUBuffs.com, select "Sports Information" from the "Athletics" menu located on the top navigation bar and click on "Enter Media Center."
- **The Pac-12 Mountain Network** is the television home of the Buffaloes; it produces a variety of programming featuring all 12 member institutions.

THE BUFFALOES ON THE INTERNET

- Colorado has its information available to both the media and fans alike on the Internet. Visit the official CU site at www.CUBuffs.com for the latest information, releases, game notes, press conference broadcasts (free) and articles by former *Boulder Camera* sportswriter Neill Woelk. Go to www.CUBuffs.com/media and click on **Enter Media Center**: it will link you to everything you'll need to know about CU football. Breaking news with the program will be found here first every time and delivered in full without others editing out what they might deem unessential or don't have room for.
- **Stats.** A live in-game stats link is available for media only in the press box.
- **Audio.** Colorado football and basketball can be heard for free on the Internet at either CUBuffs.com or KOA-Radio (or its sister station, KKZN/AM760 for hoops). Links: www.CUBuffs.com, www.850koe.com, www.am760.net.
- **BuffsTV.** Through the Pac-12, "BuffsTV" offers the opportunity to listen and/or watch live game action along with weekly features; all can be found here: <http://www.cubuffs.com/mediaPortal/player.dbml?id=3093348>.

THE BUFFALOES ON THE AIRWAYS

- **KOA-Radio** in Denver (850 AM & 94.1 FM) originates the CU Football Network, with sports director **Mark Johnson** in his 12th year as the play-by-play voice of the Buffs. **Larry Zimmer** (analysis) is in his 42nd and final season broadcasting Colorado football (he handled play-by-play from 1971-81 and 1985-2003). Sideline duties will be handled by two former Buffs **Chad Brown** and **Kami Carmann**; another former Buff, **Justin Adams**, hosts the studio show. Cities on the network in addition to KOA: Alamosa (KALQ/94.5FM), Aspen (KFNO/106.1 FM, which serves Eagle, 96.7FM; Roaring Fork, 94.3FM and Old Snowmass, 93.9FM), Colorado Springs (KREL, 1580AM) Durango (KRSJ/ 100.5 FM), Grand Junction (KTMM/1340AM) and Steamboat Springs (KTYV/ 98.9FM). KOA has been the home to CU football for 71 of the last 74 years.
- Thursdays from 12:30-1:30 p.m. (Sept. 10-Nov. 19), the **CU Coaches Radio Show** originates from Fate Brewery (1600 38th St., Boulder); Johnson and Zimmer host (the show will be taped and air later that day on KOA, or AM760 if a conflict with Colorado Rockies baseball, between 7-8 p.m.). During Thanksgiving week, the show will be taped and air on Tuesday, Nov. 24.
- **Satellite Radio:** Sirius-XM is the satellite home of the Pac-12 and the Buffs; the CU-Utah (Utah broadcast) will be on **Sirius Channel 137** (also XM 197).

ROSTER CHANGES/DUPE NUMBER IDENTIFICATIONS

Number Changes: TB Kyle Evans (now #28).

INJURED/Out for Season: DE Tyler Henington, OT Jeremy Irwin, LB Travis Talianko.

DUPE NUMBERS: Those who appear below are in dupe numbers where both likely see action (jerseys do have name tags). Skin tone key to help identify on special teams: **A**—African-American, **C**—Caucasian, **H**—Hispanic; **P**—Polynesian or Pacific Islander:

Offense/Specialist

- 2 Devin Ross, WR (A)
- 4 Bryce Bobo, WR (A)
- 5 Shay Fields, WR (A)
- 7 Jordan Gehrke, QB (P)
- 10 Dino Gordon, TB (A)
- 15 Cade Apsay, QB (P)
- 23 Phillip Lindsay, TB (A)
- 25 Lee Walker, WR (A)
- 89 Hayden Jones, TE (C)

Defense/Specialist

- 2 Ken Crawley, CB (A)
- 4 Chidobe Awuzie, CB (A)
- 5 Yuri Wright, CB (A)
- 7 Nick Fisher, DB (A)
- 10 Diego Gonzalez, PK (H)
- 15 Chris Graham, P/PK (C)
- 23 Ahkello Witherspoon, CB (A)
- 25 Ryan Moeller, DB (C)
- 89 Alex Kinney, P/PK (C)

PRONUNCIATION GUIDE

Coaches/Staff

Jim LEAVITT (lev-it)
Toby NEINAS (nine-us)

Players

Cade APSAY (app-say)
Vincent ARVIA (R-via)
Jaleel AWINI (ah-wee-knee)
CHIDOBE AWUZIE
(chih-doe-bey / ah-wooz-yeh)
JERED Bell (jair-red)

Bryce BOBO (bo-bo)
Jordan CARRELL (carol)
N.J. FALO (follow)
JASE FRANKE (rhymes w/case;
frank-E)
Jordan GERRKE (gerr-key)
Addison GILLAM (gill-um)
Aaron HAIGLER (Hague-ler)
TERRAN HASSELBACH (tare-run /
hass-el-back)

Samson KAFOVALU (kof-ah-va-loo)
Josh KAISER (ky-zer)
GERRAD KOUGH (jair-ed / coe)
Sam KRONSHAGE (kronn-sage)
AFOLABI LAGUDA (ah-foe-lobby /
la-goo-duh)
John LISELLA (lih-sell-uh)
Tim LYNOTT (lynn-knot)
SEFO LIUFAU (seff-oh / loo-fow)
Michael MATHEWS (mathews)

MARQUES Mosley (mar-keese)
STEPHANE NEMBOT
(steff-on name-bot)
Kenneth OLUGBODE (oh-lew-bo-day)
DEAYSEAN Ripsey (day-shawn)
JAISEN Sanchez (jy-son, as in tyson)
Ryan SEVERSON (see-ver-son)
Justin SOLIS (so-lease)
COLIN Sutton (kaw-lynn)
TEDRIC Thompson (teh-drick)

Brett TONZ (rhymes with bronze)
Lyle TUILOMA (two-E-loma)
Frank UMU (ooh-moo)
Sully WIEFELS (wee-fulls)
AHKELLO Witherspoon (ah-kellow)
De'JON Wilson (day-zhon)

GAME-BY-GAME STARTERS (2015)

Here are CU's starters for the 2015 season (**bold** indicates first career start):

OFFENSE	WR	WR	LT	LG	C	RG	RT	TE	QB	TB	FB/WR/Other
Hawai'i	Spruce	Fields	J. Irwin	Kough	Kelley	Huckins	Nembot	S. Irwin	Liufau	Powell	Ross (WR)
Massachusetts	Spruce	Fields	J. Irwin	Kough	Kelley	Huckins	Nembot	S. Irwin	Liufau	Adkins	Keeney (TE)
Colorado State	Spruce	Fields	Kronshage	Kough	Kelley	Huckins	Nembot	S. Irwin	Liufau	Lindsay	Ross (WR)
Nicholls State	Spruce	Fields	Kronshage	Kough	Kelley	Huckins	Nembot	S. Irwin	Liufau	Powell	Frazier (TE)
Oregon	Spruce	Fields	Kronshage	Kough	Kelley	Huckins	Nembot	S. Irwin	Liufau	Lindsay	Frazier (TE)
Arizona State	Spruce	MacIntyre	Nembot	Kough	Kelley	Huckins	Lisella	Keeney	Liufau	Lindsay	L. Walker (WR)
Arizona	Spruce	Fields	Nembot	Kough	Kelley	Huckins	Kronshage	S. Irwin	Liufau	Lindsay	Ross (WR)
Oregon State	Spruce	Bobo	Nembot	Huckins	Kelley	Callahan	Kronshage	S. Irwin	Liufau	Carr	Ross (WR)
UCLA	Spruce	Fields	Nembot	Kough	Kelley	Callahan	Kronshage	MacIntyre (WR)	Liufau	Lee (WR)	Ross (WR)
Stanford	Spruce	Bobo	Nembot	Wiefels	Kelley	Callahan	Lisella	S. Irwin	Liufau	Lee	Frazier (TE)
Southern California	Spruce	Fields	Nembot	Huckins	Kelley	Callahan	Lisella	S. Irwin	Liufau	Powell	Frazier (TE)
Washington State	Spruce	Fields	Nembot	Kough	Kelley	Huckins	Lisella	S. Irwin	Apsay	Lindsay	Lee (WR)
DEFENSE	SLB	DT	DT	DE	MLB	JLB	WLB	LCB	SS	FS	RCB
Hawai'i	McCartney	Carrell	Jackson	Gilbert	Gillam	Olugbode	Awuzie (N)	Witherspoon	Thompson	Moeller	Crawley
Massachusetts	McCartney	Carrell	Jackson	Jackson	Gillam	Olugbode	Gilbert	Awuzie	Thompson	Moeller	Crawley
Colorado State	McCartney	Carrell	Solis	Jackson	Gamboa	Olugbode	Awuzie (N)	Witherspoon	Thompson	Moeller	Crawley
Nicholls State	Coleman	Carrell	Solis	Mathewes	Gamboa	Olugbode	Awuzie (N)	Witherspoon	Thompson	Moeller	Crawley
Oregon	Coleman	Carrell	Solis	Jackson	Gamboa	Olugbode	Fisher (N)	Witherspoon	Thompson	Moeller	Crawley
Arizona State	McCartney	Carrell	Solis	Jackson	Gamboa	Severson	Awuzie (N)	Oliver	Thompson	Moeller	Crawley
Arizona	Awuzie (N)	Carrell	Solis	Jackson	Gamboa	Watanabe	Awini	Witherspoon	Thompson	Moeller	Crawley
Oregon State	McCartney	Carrell	Solis	Jackson	Gamboa	Olugbode	Awuzie (N)	Witherspoon	Thompson	Bell	Crawley
UCLA	McCartney	Carrell	Jackson	Gilbert	Gamboa	Olugbode	Awuzie (N)	Witherspoon	Thompson	Bell	Crawley
Stanford	McCartney	Carrell	Solis	Jackson	Gamboa	Olugbode	Awuzie (N)	Witherspoon	Thompson	Bell	Crawley
Southern California	McCartney	Carrell	Solis	Kafovalu	Gamboa	Olugbode	Gilbert	Awuzie	Thompson	Bell	Crawley
Washington State	McCartney	Franke	Solis	Jackson	Gamboa	Olugbode	Awuzie (N)	Oliver	Thompson	Bell	Crawley

(N)—Nickel back. **CONSECUTIVE STARTS**—Spruce 42, Nembot 37, Kelley 21. **CAREER STARTS**—Spruce 44, Crawley 42, Nembot 42, Liufau 29, Powell 27, Gillam 24.

PLAYER PARTICIPATION (dressed/played): Hawai'i 75/57; Massachusetts 78/71; Colorado State 82/58; Nicholls State 76/70; Oregon 77/57; Arizona State 70/60; Arizona 75/57; Oregon State 69/56; UCLA 69/56; Stanford 73/60; Southern California 77/57; Washington State 70/58.

ONE OF SEVEN: Colorado is one of seven schools who have started at least 20 different players on both offense and defense in 2015 (23 offense, 22 defense). The others: Auburn, Mississippi, Nebraska, Oregon State, Rice and UCF.

INJURY REPORT

We have altered our injury report at Colorado; we have been on an island as very few schools have been doing them (we had done one weekly since 1984). So combining that fact that we offered info few others did, and the recent emphasis by some in the national media to emphasize point spreads in previewing games, we now list those players either out for an extended period of time or lost for the season; Mike MacIntyre will discuss other injuries at his discretion:

Pos	Player	Injury	Notes	Status
TB	Michael Adkins	hamstring	suffered a severe pulled hamstring in the Colorado State game and has been out since	OUT
DE	Tyler Henington	ankle/leg	suffered dislocation/fracture when accidentally stepping in a hole walking home (July 25); had surgery on July 26	OUT/SEASON-ENDING
OT	Jeromy Irwin	knee	he suffered a torn ACL in the second quarter against Massachusetts; underwent surgery in late September	OUT/SEASON-ENDING
JLB	Addison Gillam	knee	suffered a torn meniscus against Massachusetts (Sept. 12); underwent an arthroscopy but needs additional surgery	OUT/SEASON-ENDING
QB	Sefo Liufau	foot	suffered a Lisfranc (ligament/bone) injury in his foot against USC (Nov. 13); had surgery Nov. 20; 6-8 month rehab	OUT/SEASON-ENDING
FS	Ryan Moeller	assorted	injured in a vehicular accident (his moped was hit by a car) on Oct. 19; has yet to return to practice	OUT/SEASON-ENDING
LB	Travis Talianko	knee	he tore ligaments in conditioning workouts in late July; had surgery on July 28	OUT/SEASON-ENDING

HIPAA: The players listed above have signed waivers for their injury information to be released/discussed with the media.

NOTE: Injuries are reported in conjunction with the HIPAA laws. CU releases player name, body part (but no right or left ID's), the general nature and playing status when it comes to reporting injuries. Status is listed as either OUT, DOUBTFUL, QUESTIONABLE, DAY-TO-DAY, PROBABLE or DEFINITE. Injuries will be updated in-game, postgame and the Monday after the game.

INJURIES MOUNTING

The injury bug hit the Buffs this season for the first time with real significance since 2012. Of the 22 starting positions, nine have had a starter miss at least one game due to injury. The injury bug avoided Mike MacIntyre's first two teams for the most part, but this year has been a different story: through the first 12 games of the year, the Buff have lost **82** full games from players in the two-deep (or those who regularly rotate in at the skill positions). Below are the worst regular seasons for injuries/illness for the CU program over the last 29 years (KEY: GL—Games lost to injury; GL/2—Games lost by 2-deep scrimmage players; MG—"Man games" as defined by as the total number of games if all players NOT ticketed to redshirt played every game; Pct. Lost — percentage of man games lost, knowing that in actuality, the number is higher as third-team players and reserves don't see that much action; 2/MG—2-deep man games, or starting 22 positions plus backups):

Season	G	GL	MG	Pct. Lost	GL/2	2/MG	Pct. Lost	Season	G	GL	MG	Pct. Lost	GL/2	2/MG	Pct. Lost
2008	12	121	1008	12.0	110	528	20.8	2015	12	108	972	11.1	82	528	15.5
2011	13	141	1066	12.8	115	572	20.1	2002	13	139	1118	12.4	80	572	14.0
1998	11	101	864	11.7	89	484	18.4	2012	12	108	984	11.0	71	528	13.4
2000	11	101	880	11.5	82	484	16.9	2003	12	74	876	8.4	58	528	11.0
2010	12	103	924	11.1	88	528	16.7	1997	11	51	770	6.6	41	484	8.5

Dating back to 1987, only 10 times has CU lost over five percent of its "man game" count due to injury (1995-97-98-2000-02-03-08-10-11-12).

BUFFS AMONG NATION'S LEADERS IN PLAYERS WITH PBU'S

Colorado is among the nation's leaders when it comes to the number of players who have recorded at least one pass broken up this season. Seventeen different Buffaloes have batted down passes (for a total of 58), as CU is tied for ninth with the most players registering at least one; the list (*number of players, school, total PBU count; compiled by the University of Minnesota*):

19 Marshall	69	18 Ole Miss	58	17 Colorado	58	16 Tulsa	43
19 Alabama	60	18 Utah	49	17 San Diego State	45	16 Western Kentucky	41
19 Mississippi State	47	18 Boise State	46	16 Louisiana-Lafayette	46	16 Arizona	34
19 Minnesota	41	18 Penn State	39	16 Wisconsin	44	15 11 tied	...

QUICK STRIKES

Colorado is one of 17 teams in the nation that has over half of its touchdown drives consuming 2:00 or less (the Buffs are tied for 14th). The list:

Arkansas State	28 of 44 (63.6)	Syracuse	17 of 29 (58.6)	Troy	15 of 27 (55.6)	Florida State	18 of 36 (50.0)
Baylor	45 of 73 (61.6)	Massachusetts	17 of 29 (58.6)	Arizona	28 of 53 (52.8)	South Carolina	12 of 24 (50.0)
Tulsa	28 of 46 (60.9)	TCU	33 of 57 (57.9)	Southern Miss	30 of 57 (52.6)	Clemson	23 of 47 (48.9)
Northern Illinois	29 of 49 (59.2)	North Carolina	31 of 54 (57.4)	Colorado	17 of 34 (50.0)	Western Kentucky	28 of 62 (45.2)
Hawai'i	13 of 22 (59.1)	Mississippi	30 of 53 (56.6)	Mississippi State	22 of 44 (50.0)		

Colorado's three touchdown drives at Arizona State covered 225 yards in just 11 plays (20.5 per), and its four against Arizona covered 246 yards in 26 plays (9.5); the Buffs this year have averaged **62.3** yards for 34 TD drives – and a whopping **8.9** yards per play on those drives.

2015 GAME RECOGNITIONS

Here is the list of those players who carry Colorado's symbolic artifacts when they take the field prior to each game; the sledgehammer, awarded for the toughest legal hit, and the special teams belt are awarded for those accomplishments in the previous game (or in camp):

Opponent	Toolbox	Sledgehammer	Special Teams Belt	Colorado Flag	United States Flag	Buffalo Head
Hawai'i	ILB Ryan Severson	TB Christian Powell	SN Wyatt Tucker Smith	OG Shane Callahan	OT Jeromy Irwin	DE Aaron Howard
Massachusetts	DT Justin Solis	WR Bryce Bobo	ILB Ryan Severson	FB Jordan Murphy	OL Ed Caldwell	N/A
Colorado State	S Jered Bell	DB Afolabi Laguda	FS Jered Bell	OLB Hunter Shaw	S Evan White	DT Clay Norgard
Nicholls State	FB John Finch	FB George Frazier	SS Tedric Thompson	OL John Lisella	OT Jonathan Huckins	OLB Hunter Shaw
Oregon	(None—team remained on field immediately after brief warm-up after 56-minute lightning delay)					
Arizona State	OT Jon Lisella	TB Phillip Lindsay	ILB Ryan Severson	DE Aaron Howard	ILB Christian Shaver	DT Eddy Lopez
Arizona	OT Stephane Nembot	WR Lee Walker	OLB Jaleel Awini	OT Ed Caldwell	WR Colin Johnson	ILB Grant Watanabe
Oregon State	None	TB Christian Powell	P Alex Kinney	WR Robert Orban	ILB Christian Shaver	DT Samson Kafovalu
UCLA	None	SS Tedric Thompson	FB Jordan Murphy	OLB Terran Hasselbach	CB Andrew Bergner	ILB N.J. Falo
Stanford	WR Colin Johnson	OLB Derek McCartney	WR Colin Johnson	WR Robert Orban	OT Stephane Nembot	OLB Terran Hasselbach
USC	C Vincent Arvia	FB George Frazier	CB Isaiah Oliver	OT Ed Caldwell	FB John Finch	AC Klayton Adams
Washington St.	C Sully Wiefels	ILB Grant Watanabe	S Afolabi Laguda	OT Ed Caldwell	WR Robert Orban	FB John Finch

Colorado Honor Candidates

There are a few Colorado players worthy of consideration for national and conference honors as the season; for those of you who have votes in such, please consider the below players that the coaching staff thought were deserving. The list (ALPHABETICAL) and quick hits on each:

✓ CB CHIDOBE AWUZIE**All-Pac 12 Candidate**

Jr. / 6-0 / 195 / San Jose, Calif. He has recorded 84 tackles, the second-most on the team (73 solo, 19 at or behind the line of scrimmage including four sacks—tied for the most by a DB in the Pac-12); also has two interceptions (one secured the win at Oregon State), eight PBU's, 10 third down stops (includes three fourth down stops), a forced fumble and three TD saves.

✓ TE SEAN IRWIN**All-Pac-12 Candidate**

Jr. / 6-3 / 245 / Cypress, Texas. An old school tight end, he primarily serves in a blocking role; has caught 12 passes for 205 yards (17.1 per), with five plays of 20 or more yards.

✓ C ALEX KELLEY**All-Pac 12 Candidate (Remington Award candidate)**

Jr. / 6-2 / 315 / Oceanside, Calif. He has enjoyed a breakout season, grading out as CU's best lineman with an 88.9 percent grade; within that is a 58.8 "plus play percentage" figure. He also has 12 significant knockdown blocks (pancakes-plus), 11 perfect pass protections on TD passes and nine TD blocks. Has graded 80% or better in 11 of 12 games.

✓ OLB DEREK MCCARTNEY**All-Pac-12 Candidate**

Soph. / 6-3 / 240 / Westminster, Colo. He has 61 tackles on the year, and is tied for the team lead in sacks and has a team-high 15 pressures. Has already passed 103 hours.

✓ OT STEPHANE NEMBOT**All-Pac-12 Candidate**

Sr. / 6-7 / 320 / Van Nuys, Calif. An solid performer at right tackle most of his career, made the switch to left tackle early in the season; owns a 54.0 plus-play percentage.

✓ ILB KENNETH OLUGBODE**All-Pac-12 Candidate**

Jr. / 6-1 / 220 / San Jose, Calif. Has been on 67 tackles (37 solo), with an interception (returned 60 yards for a TD against CSU), with seven third down stops.

✓ WR NELSON SPRUCE**All-American & All-Pac 12 Candidate (Biletnikoff Award candidate)**

Sr. / 6-1 / 205 / Westlake Village, Calif. He became CU's and the Pac-12's all-time leader in receptions (289 and counting), and is also CU's leader in career yards (3,236). He is enjoying another fine year—second in the Pac-12 in catches (84) and fifth in yards (932). He will set over 40 school records by the end of his career (already has 35).

Sophomore All-American Candidates: WR Shay Fields, OLB Derek McCartney, TB Phillip Lindsay

Freshman All-American Candidates: ILB Rick Gamboa (*leads team in tackles*), P Alex Kinney

AWUZIE CLIMBING D-BACK SACK CHART

CB Chidobe Awuzie is in position to become CU's all-time quarterback sack leader – among defensive backs. He has four this season and five in his career, which has third all-time. He is also the first CU defensive back to record a quarterback sack in three straight games. Awuzie also has cracked CU's top 100 in tackles, as he is 64th with 207.

Here's a look at the list of CU defensive backs with the most career sacks:

CAREER QUARTERBACK SACKS / Defensive Backs

Rk	Player (Seasons)	No.	Yards
1	Michael Lewis (1998-2001).....	6½	42
2	Rashidi Barnes (1996-99).....	5½	50
3	Chidobe Awuzie (2013-15).....	5	42
4	Jeff Donaldson (1980-83).....	4	30
4	Clyde Surrell (2000-03).....	4	24
4	Tony Rettig (1982-83).....	4	20

CARRELL IN RARE TERRITORY

DT Jordan Carrell, a junior college transfer, has sort of flown under the radar in his first season in Division I football. Essentially assigned to plug the middle to stop the run, he did record his first career quarterback sack against UCLA and is averaging just under four tackles per game. However, he's a mainstay in the lineup, with his 718 snaps fourth-most on the defense, trailing three defensive backs. All told, he's played 82.2 percent of CU's snaps on defense, which on pace to be the eighth-most in school history. Here's a look at the highest percent of snaps played by defensive linemen (ends, tackles) over the last 22 seasons (minimum 80 percent):

Season	Player, Pos.	Snaps	Team	Pct.
2006	Abraham Wright, DE	707	800	88.4
2007	Brandon Nicolas, DT	711	830	85.7
2002	Tyler Brayton, DT	801	936	85.6
1994	Darius Holland, DT	648	758	85.5
2000	Brady McDonnell, DE	690	822	83.9
2007	George Hypolite, DT	684	830	82.4
2001	Justin Bannan, DT	690	838	82.3
1995	Kerry Hicks, DT	625	771	81.1
2002	Marques Harris, DE	755	936	80.7

Season	Player, Pos.	Snaps	Team	Pct.
2008	Brandon Nicolas, DT	670	834	80.4
2000	Justin Bannan, DT	660	822	80.3
2008	George Hypolite, DT	668	834	80.1
2001	Tyler Brayton, DT	671	838	80.1
2013	Chidera Uzo-Diribe, DE	739	924	80.0
2005	Vaka Manupuna, DT	701	877	79.9
2015	Jordan Carrell, DT	718	873	82.2

THE "RUSHING/PASSING" QB

QB Sefo Liufau entered the season without scoring a rushing touchdown in his career, but had **five** this year before suffering a season-ending foot injury (LisFranc) against USC; that's the most scored in a season by CU quarterback since 2006 (7, Bernard Jackson). He had a touchdown receiving (against Arizona as a sophomore in 2014, coming on his 785th career touch), but didn't carry one over the goal line until his 22nd game, which was against Massachusetts in Boulder (and his 931st play). He is also 15th at CU in all-time rushing by a quarterback (eighth-best average per attempt; that list (*—Anderson switched to tailback in the third game of the 1969 season):

Rk	Player (Seasons)	Gross Att-Yards	Sacked/Yds Lost	Adjusted Att	Yards	Avg.	TD
1	Darian Hagan (1988-91).....	489-2,007	42/264	447	2,271	5.08	27
2	Byron White (1935-37).....	342-1,864	?	342	1,864	5.45	22
3	*Bob Anderson (1967-69).....	390-1,580	24/162	366	1,742	4.76	20
4	Kordell Stewart (1991-94).....	302-1,289	55/451	247	1,740	7.04	15
5	Mark Hatcher (1984-87).....	375-1,470	16/ 95	359	1,565	4.36	16
6	David Williams (1973-75).....	276- 959	32/251	244	1,210	4.96	12
7	Sal Aunese (1987-88).....	235-1,009	18/102	217	1,111	5.12	14
8	Tyler Hansen (2008-11).....	279- 478	82/617	197	1,095	5.56	8

Rk	Player (Seasons)	Gross Att-Yards	Sacked/Yds Lost	Adjusted Att	Yards	Avg.	TD
9	Ken Johnson (1971-73).....	274- 727	32/264	242	991	4.10	8
10	Bill Solomon (1977-79).....	287- 509	63/447	224	956	4.27	10
11	Harry Narcisian (1947-49).....	227- 894	?	227	894	3.94	8
12	Bernard Jackson (2004-06).....	164- 690	28/155	136	845	6.21	7
12	Bernie McCall (1964-66).....	289- 725	14/120	275	845	3.07	6
14	Jim Bratten (1968-70).....	220- 724	17/105	203	829	4.08	4
15	Sefo Liufau (2013-15).....	216- 445	51/331	165	776	4.70	5
16	Zack Jordan (1950-52).....	227- 748	?	227	748	3.30	7

FIVE DIFFERENT BUFFS HIT CENTURY MARK ON THE GROUND

For just the second time in its history, Colorado has had five different players rush for 100 yards or more in a game in the same season; the only other time it occurred was in 1954, when five different players recorded nine 100-plus games between them. A look at each season:

1954

Date	Player	Opponent	Yards	(Att-TD)
Sept. 18	John Bayuk	Drake	124	(16-2)
Oct. 9	John Bayuk	at Arizona	183	(25-4)
Oct. 16	John Bayuk	at Iowa State	109	(18-0)
Sept. 25	Frank Bernardi	Colorado State	152	(5-2)
Nov. 20	Frank Bernardi	Kansas State	113	(9-1)
Sept. 25	Carroll Hardy	Colorado State	100	(6-2)
Nov. 20	Carroll Hardy	Kansas State	238	(10-3)
Sept. 18	Homer Jenkins	Drake	158	(13-2)
Oct. 9	Homer Jenkins	at Arizona	108	(14-0)
Nov. 20	Emerson Wilson	Kansas State	124	(7-1)

2015

Date	Player	Opponent	Yards	(Att-TD)
Sept. 12	Michael Adkins II	Massachusetts	119	(19-1)
Sept. 12	Christian Powell	Massachusetts	105	(8-2)
Sept. 26	Phillip Lindsay	Nicholls State	113	(17-2)
Sept. 26	Donovan Lee	Nicholls State	103	(10-1)
Oct. 31	Patrick Carr	at UCLA	100	(19-1)

Schools With The Most Players Rushing For 100-Plus Yards in 2015: Air Force 6, Colorado 5, Baylor 4, Rice 4.

DEFENSIVE IMPROVEMENT

CU's defense is in position to have its best numbers in quite some time. The Buffs are allowing 28.1 points per game (down from 39.0 in 2014); CU hasn't allowed under 30 since 2009 (28.8). Opponents are averaging 424.7 yards of total offense (down from 461.0); that stands to be the low since 2010 (400 on the nose), with the average per play allowed (5.84) looking to be under 6.0 for the first time since 2010. The enemy has averaged over 200 yards both rushing and passing the last three years, but currently CU is allowing 197.3 rushing and 227.4 passing so that streak could very well end.

SERIES HISTORY—CU vs. UTAH

After a 49-year dormancy, the series resumed on a permanent basis in 2011 when both schools joined the Pac-12 Conference and were placed in the same division (South); they were also designated to close the regular season against one another as well in the league's standard rivalry weekend. Colorado leads the series by a **31-27-3** count which includes a 16-12-1 mark in Boulder, a 14-15-2 standing in Salt Lake City and a 1-0 CU edge in Denver. Despite not playing for a half-century, the 31 wins by the Buffs over the Utes are tied for the fifth most over any Division I/FBS program, behind only Colorado State (63), Iowa State (49), Kansas State (45) and Kansas (42) while tied with Missouri, and are tied for seventh overall (defunct series with Colorado Mines, 36 wins, and Colorado College 31). Utah leads the series, **3-1**, since it resumed (the teams have split two games in Salt Lake City and Utah leads 2-0 in Boulder), with the four games decided by a total of 21 points.

• CU coach **Mike MacIntyre** is 0-3 against Utah; Utes' coach **Kyle Whittingham** is 3-1 against Colorado.

SERIES DID YOU KNOW?— Before the schools signed on as the two newest members of what is now the Pac-12 Conference, a home-and-home series was agreed upon back in 2006 to resume the rivalry, one that dates back to 1903. The two were scheduled to meet in Boulder earlier this year on Sept. 22, fifty years to the day of the last meeting before they became conference mates in July 2011. The series basically came to a halt in the early 1960's, when schools still played 10-game schedules; Oklahoma State had joined the old Big 7, giving member schools seven league games, and the Buffs were playing an annual series with the Air Force Academy, leaving just two games a year to be filled. CU used those to leave the region and create home-and-home series with schools in California, Oregon, Texas and the Midwest.

SERIES SIGNATURE ANNIVERSARY GAME — **60th** (Nov. 5, 1955). **Frank Clarke** caught two passes on this windy day in Boulder ... both for touchdowns that covered 100 yards total as the Buffaloes used a 25-point second quarter and cruised to a 37-7 win over Utah. After **Homer Jenkins** hit **Sam Maphis** with a 9-yard touchdown pass to open the scoring, CU came back with three unusual scores, as Utah coach Jack Curtice said postgame. The next two CU possessions ended in interceptions thrown by **Bob Stransky**, but Utah couldn't capitalize; after the second drive failed the Utes punted back to the Buffs and Stransky returned it 81 yards for a score and a 12-0 lead. On CU's next possession, Stransky hooked up with Clarke — CU's first African-American varsity football player — on a 63-yard TD play to make it 18-0 with 1:01 left in the half. Utah then had two incomplete passes and then tried some trickery with the 'ol hook-and-lateral, except CU's **Joe Connors** was there to intercept the pitch and run 39 yards for another CU score. The Buffs outgained Utah 442-149 in improving to 5-2 on the season. It was a mild day temperature-wise (62 degrees at kickoff), but the winds gusted from 20 to 45 miles per hour for most of the game, a definite factor in CU missing five of six PAT kicks.

COLORADO-UTAH AT-A-GLANCE / SERIES TRENDS

Colorado leads the series by a 31-27-3 count (16-12-1 in Boulder, 14-15-2 in Salt Lake City, 1-0 in Denver); here's a game-by-game look at the series (stats for the first 41 games are not available):

Oct. 3, 1903 Colorado 22- 0 (B)	Oct. 30, 1915 Utah 35- 3	Oct. 22, 1927 Utah 20-13	Nov. 5, 1938 Tie 0- 0 (B)
Oct. 1, 1904 Colorado 33- 6	Oct. 28, 1916 Utah 28- 0	Oct. 27, 1928 Utah 25- 6 (B)	Nov. 4, 1939 Colorado 21-14
Nov. 4, 1905 Colorado 46- 5 (B)	Nov. 10, 1917 Colorado 18- 9 (B)	Oct. 19, 1929 Utah 40- 0	Nov. 2, 1940 Utah 21-13 (B)
Nov. 17, 1906 Utah 10- 0	Nov. 8, 1919 Utah 7- 0	Nov. 15, 1930 Utah 34- 0 (B)	Nov. 1, 1941 Utah 46- 6
Nov. 16, 1907 Colorado 24-10 (B)	Nov. 6, 1920 Utah 7- 0 (B)	Nov. 14, 1931 Utah 32- 0	Nov. 7, 1942 Utah 13- 0 (B)
Nov. 14, 1908 Utah 21-14	Nov. 11, 1921 Tie 0- 0	Nov. 5, 1932 Utah 14- 0 (B)	Oct. 9, 1943 Colorado 35- 0 (B)
Oct. 29, 1910 Colorado 11- 0 (B)	Oct. 21, 1922 Utah 3- 0 (B)	Nov. 11, 1933 Utah 13- 6	Nov. 6, 1943 Colorado 22-19
Nov. 18, 1911 Colorado 9- 0	Nov. 17, 1923 Colorado 17- 7	Nov. 10, 1934 Colorado 10- 7 (B)	Oct. 14, 1944 Colorado 26- 0
Nov. 9, 1912 Colorado 3- 0 (Den)	Nov. 1, 1924 Colorado 3- 0 (B)	Nov. 9, 1935 Colorado 14- 0	
Nov. 8, 1913 Colorado 30-12	Oct. 24, 1925 Utah 12- 7	Nov. 7, 1936 Colorado 31- 7 (B)	
Nov. 7, 1914 Colorado 33- 0 (B)	Oct. 23, 1926 Utah 37- 3 (B)	Nov. 6, 1937 Colorado 17- 7	

Date	Site	Result	Attend.	Rank CU UU	CU FD	Rushing att yds td	Passing a-c-i yds td	Tot Off no yds	UU FD	Rushing att yds td	Passing a-c-i yds td	Tot Off no yds	TV
Oct. 13, 1945	Boulder	W 18-13		— —	6	83 3	6- 4-0 68 0	151	13	186 2	22- 7-4 49 0	235	
Nov. 2, 1946	Salt Lake City	L 0- 7	10,575	— —	7	47 228 0	14- 1-5 11 0	61 239	9	57 298 1	19- 6-2 52 0	76 350	
Nov. 1, 1947	Boulder	L 7-13	22,000	— —	14	44 79 1	12- 6-3 110 0	56 189	8	37 119 0	16- 6-2 85 2	53 204	
Oct. 30, 1948	Salt Lake City	L 12-14	17,003	— —	15	55 182 2	12- 3-0 40 0	67 222	14	41 210 0	11- 6-0 97 2	52 307	
Oct. 29, 1949	Boulder	W 14- 7	20,103	— —	15	61 201 2	9- 3-2 59 0	70 260	11	43 222 1	7- 0-0 0 0	50 222	
Oct. 28, 1950	Salt Lake City	T 20-20	11,000	— —	11	53 183 2	14- 5-4 54 0	67 237	11	41 151 1	25-14-2 118 2	66 269	
Nov. 10, 1951	Boulder	W 54- 0	14,048	— —	23	68 452 6	12- 8-0 175 2	80 627	7	24 22 0	35-11-2 137 0	59 159	
Nov. 1, 1952	Salt Lake City	W 20-14	15,300	— —	12	44 192 1	8- 6-0 73 1	52 265	22	51 246 1	31-16-1 131 1	82 377	
Nov. 7, 1953	Boulder	W 21- 0	18,500	— —	10	47 161 2	6- 2-1 29 1	53 190	14	51 191 0	24- 9-7 58 0	75 249	
Nov. 13, 1954	Salt Lake City	W 20- 7	10,111	— —	16	55 219 2	8- 2-1 41 0	63 260	11	36 53 0	23-14-0 152 1	59 205	
Nov. 5, 1955	Boulder	W 37- 7	20,500	— —	21	58 249 1	15- 8-3 193 3	73 442	9	38 62 0	19-10-1 87 0	57 149	
Nov. 17, 1956	Salt Lake City	W 21- 7	9,773	— —	18	68 331 2	12- 6-2 64 1	80 395	12	34 174 0	21- 7-2 120 1	55 294	
Sept. 28, 1957	Boulder	W 30-24	37,000	— —	21	62 294 2	11- 6-1 137 2	73 431	17	35 82 1	26-17-2 248 2	61 330	
Nov. 15, 1958	Salt Lake City	W 7- 0	4,300	— —	2	33 62 1	0- 0-0 0 0	33 62	14	57 178 0	9- 3-0 16 0	66 194	
Nov. 11, 1961	Boulder	L 12-21	25,000	8 —	17	34 210 0	24-10-3 208 2	58 418	22	53 233 2	19-12-0 131 1	72 364	
Sept. 22, 1962	Salt Lake City (N)	L 21-37	25,878	— —	21	36 103 2	32-18-2 208 0	68 311	17	36 195 1	16-12-0 234 3	52 429	
Nov. 25, 2011	Salt Lake City	W 17-14	45,026	— —	20	30 109 1	36-22-1 264 1	66 373	15	33 89 1	25-18-0 185 1	58 274	FSN
Nov. 23, 2012	Boulder	L 35-42	46,052	— —	25	35 112 3	52-30-4 306 1	87 418	18	36 208 3	25-13-0 128 1	61 336	FX
Nov. 30, 2013	Salt Lake City	L 17-24	45,023	— —	20	25 48 0	47-24-1 273 2	72 321	21	44 155 2	33-19-1 233 1	77 388	P12N
Nov. 29, 2014	Boulder	L 34-38	31,954	— —	18	32 116 3	31-20-1 317 1	63 433	21	35 128 1	37-25-0 311 3	72 439	P12N

CU INDIVIDUAL HIGHS

Most Yards Rushing: 162, Bob Stransky, Sept. 28, 1957





Most Yards Passing: 317, Sefo Liufau, Nov. 29, 2014

Most Receptions: 10, Nelson Spruce, Nov. 23, 2012

Most Yards Receiving: 112, Leon Mavity, Nov. 11, 1961

TALE OF THE TAPE / COLORADO-UTAH

Here's a comparative look ahead at **Colorado** and **Utah** in both general areas as well as several statistical categories through games of November 21 (NCAA/national rankings, if applicable, are in parenthesis):

							
Category	Colorado	Utah		Colorado	Utah	Colorado	Utah
Overall Record.....	4-8	8-3		Third Down Conversion Offense.....	36.5 (91) 41.7 (47)		
Streak.....	Lost 4	Lost 2		Third Down Conversion Defense.....	42.3 (94) 39.4 (73)		
vs. AP Ranked Teams (at time of game).....	0-3	2-0		Fourth Down Conversion Offense.....	54.2 (53) 70.0 (14)		
Pac-12 Record.....	1-7	5-3		Fourth Down Conversion Defense.....	47.4 (56) 47.1 (51)		
Alumni On NFL Rosters (as of November 22).....	10	25		Three & Outs on Defense.....	36 (--) NA (--)		
Rushing Offense.....	172.5 (71) 185.2 (51)			Quarterback Sacks By.....	2.08 (67) 2.45 (34)		
Average Per Rush.....	3.9 4.3			Quarterback Sacks Allowed.....	2.92 (113) 1.64 (47)		
Passing Offense.....	239.2 (50) 196.5 (98)			Net Punting.....	36.8 (81) 43.4 (1)		
Completion Percentage.....	62.4 (37) 66.1 (17)			Punt Returns.....	6.8 (81) 12.4 (25)		
Average Per Attempt.....	6.7 7.0			Punt Return Yardage Defense.....	7.9 (62) 8.6 (73)		
Passing Efficiency.....	123.0 (90) 133.1 (56)			Kickoff Returns.....	23.0 (34) 21.9 (51)		
Total Offense.....	404.3 (62) 381.6 (79)			Kickoff Return Yardage Defense.....	22.4 (89) 21.1 (63)		
Average Per Play.....	5.2 5.4			Penalties Per Game.....	6.4 (78) 5.1 (22)		
Scoring Offense.....	25.5 (92) 31.2 (56)			Penalty Yards Per Game.....	57.8 (78) 47.7 (38)		
Rushing Defense.....	197.3 (100) 117.5 (14)			Turnovers Gained.....	19 (50) 25 (7)		
Average Per Rush.....	5.1 3.5			Turnovers Lost.....	17 (61) 18 (72)		
Passing Defense.....	227.4 (70) 253.0 (97)			Turnover Margin.....	+0.17 (63) +0.64 (20)		
Completion Percentage.....	58.4 55.7			Interceptions.....	13 (26) 16 (8)		
Average Per Attempt.....	6.7 7.0			Red Zone Scoring Percentage (Offense)....	72.5 (119) 92.1 (11)		
Pass Efficiency Defense.....	126.7 (66) 121.5 (49)			Red Zone Scoring Percentage (Defense)...	87.8 (98) 84.6 (71)		
Total Defense.....	424.7 (90) 370.5 (48)			Time of Possession.....	31:15 (42) 32:47 (19)		
Average Per Play.....	5.8 5.3						
Scoring Defense.....	28.1 (77) 22.5 (39)						

CU-UTAH BY THE NUMBERS

Here's a look at some numbers-related trivia in the Colorado-Utah series:

- No. 8** The highest and only national ranking of either team (Colorado in 1961) when the two have lined up across from each other;
- 11-3** The score of the first and *only* baseball game between the two, a Colorado win in Boulder on May 10, 1913.
- 14-12** Colorado's record against Utah in women's basketball; CU is **14-6** against the Utes in the last 20 games;
- 23** The CU school-record number of consecutive road losses until a 17-14 Buffs win the series' resumption in 2011;
- 25-19** Colorado's record against Utah in men's basketball, with the first meeting in 1913—CU is **5-4** against the Utes as Pac-12 mates;
- 31** The number of national championships in skiing won by both schools (Colorado 20, Utah 11; both counts include one AIAW title);
- 49** The number of years in-between games in the series (no meetings from 1963-2010; last was in 1962 before 2011);
- 100** The length of back-to-back kickoff returns in the fourth quarter in the 2012 game (CU's Marques Mosley and matched by Utah's Reggie Dunn);
- 158** The number of individual NCAA champions the schools boast in skiing (Colorado **88**, Utah **70**; first and third respectively, all-time);
- 256** The number of professional basketball games (ABA/NBA) played between the school's local teams (**65** in the ABA from 1971-76 (Utah Stars led 40-25 regular/postseason and **191** in the current NBA from 1979-present (Utah Jazz 102-66 regular season, 12-11 postseason)
- 356** The number of miles between Boulder, Colorado, and Salt Lake City, Utah (as the proverbial crow flies);
- 1,079** The difference in noted elevations (feet) between Boulder (**5,345**) and Salt Lake City (**4,266**).
- 189,005** The combined square miles of both states (Colorado **104,100**/Utah **84,905**), ranking eighth and 11th, respectively, among the 50 states.

UTAH SNAPSHOT

Utah is 8-3 (5-3 Pac-12), ascending to as high as No. 3 in the Associated Press poll after starting out 6-0 with wins over two ranked teams (Oregon, a 62-20 thrashing in Eugene) and Cal. However, with losses to both the Los Angeles area schools (UCLA and USC), even though Utah is tied for first, the winner of Saturday's USC-UCLA game will win the division and the right to play in the Pac-12 Championship game. Prior to falling 17-9 last Saturday against UCLA, Utah was 5-0 at home this season, outscoring the opponent by 129-85; the 26 points combined in the UCLA game were the fewest involving the Utes in over two years, dating to a 19-3 loss at USC in 2013.

- ➔ Utah coach **Kyle Whittingham** is the longest tenured Pac-12 coach, as he is in his 11th season in Salt Lake City, guiding the Utes to an 93-46 record during his time there (35-26 since joining the Pac-12). Utah had a string of six straight seasons with eight or more wins under Whittingham, which included a three-year stretch with 10-plus and a 33-6 record: the highlight of that run came in 2008, when the Utes had a 13-0 record, crushed Alabama in the Sugar Bowl and finished with a No. 2 national ranking. Named Utah head coach at the conclusion of the 2004 season, Whittingham had been with the Utes since 1994 when he started as a defensive line coach and was quickly promoted to defensive coordinator in 1995, at various times serving as the mentor for the safeties or linebackers. Prior to Utah, he spent five years at Idaho State (linebackers coach and final two as defensive coordinator). He was the DC at Eastern Idaho after two years ('85-86) as a graduate assistant at BYU (his alma mater, where he was a linebacker from 1978-81).
- ➔ **SPORTS INFORMATION CONTACT: Liz Abel**, Senior Associate AD; 801-581-3511; (label@huntsman.utah.edu).

UTAH 38, COLORADO 34

NOVEMBER 29, 2014

FOLSOM FIELD, BOULDER

BOULDER — A Colorado football season earmarked by coming close and leaving frustrated ended in that fashion for the Buffaloes, as once again, they were just good enough to be heartbroken in a 38-34 loss to Utah in the 2014 finale.

The Buffs (2-10, 0-9 Pac-12) saw their chances for victory evaporate on a 20-yard interception return for a touchdown by the Utes' Dominique Hatfield. It came with exactly 10 minutes left in the game. The Utah rally made it for a downer of a CU Senior Day, as the Buffaloes bid adieu to 21 seniors dressing for the last time.

Christian Powell rushed for three first half touchdowns, the first from two yards out that capped a 12-play 75-yard game opening drive in which CU made it look easy and like it would have its way with the Utes. Not so, as Utah scored the next 10 points to take a 10-7 lead on the first play of the second quarter, though the Buffs answered in less than two minutes. A 52-yard pass from Sefo Liufau to Shay Fields set CU up at the Utah 1 (though it appeared he scored), but it was inconsequential when Powell rammed it home on the next play to put CU back up, 14-10.

The Utes responded on their next possession, with Travis Wilson and Kaelin Clay connecting on a 2-yard TD pass, but Andy Phillip's PAT kick was a duck and fell short of the goal post and the score remained 16-14. It was CU's turn to counter and it did, with Powell finding the end zone for a third time on a 33-yard run around the left end to cap a 10-play drive. Will Oliver's 29-yard field goal with 16 ticks left before the half gave CU its 24-16 intermission lead.

Utah matched CU's opening score with one of its own to start the second half, marching 75 yards to pull to within 24-22 of the Buffs; the run failed on a two-point try to tie the game. But the drive had apparently ended on a Terrel Smith

interception of Wilson at the CU 37, but the third-down pick was wiped out when replay officials ruled the ball touched the ground as Smith came down with it, though replays appeared to validate the call on the field.

"I had my hand under the ball . . . I don't know how they overturned it," Smith claimed. "It was a game-changer."

After the long replay delay, it was the perfect time for a fake punt — and Utah executed it perfectly, with punter Tom Hackett running 24 yards around left end to midfield to keep the drive alive and regained the lead on a 1-yard run by Devontae Booker.

Oliver made a second field goal, this one from 46 yards, as CU extended the lead back to 27-22; but Wilson and Westlee Tonga answered for the Utes with a 28-yard scoring hookup to turn the lead back to Utah, 28-27. Another two-point try was foiled, this time a pass deflected by Tim Coleman and intercepted by Ahkello Witherspoon.

But the game's back-and-forth tempo had been established, and CU responded with 66-yard touchdown pass from Liufau to Nelson Spruce. Oliver's PAT put CU ahead 34-28, and then a Phillips' 35-yard field goal pulled Utah to 34-31 late in the third quarter. That ended the offensive scoring for the day, but unfortunately for the Buffs, Utah (8-4, 5-4 Pac-12) had the one on defense to decide the game.

Liufau and his offense got two more chances to end this one and the season with a win, but both drives stalled; Utah took over with 3:48 to play and called on Booker to run out the clock, which he did with five carries, two earning first downs.

Utah.....	3	13	15	7	—	38
COLORADO	7	17	10	0	—	34

SCORING	Score	Time	Qtr
COLORADO — Powell 2 run (Oliver kick)	7- 0	9:50	1Q
Utah — Phillips 41 FG	7- 3	1:57	1Q
Utah — Clay 34 pass from Wilson (Phillips kick)	7-10	14:54	2Q
COLORADO — Powell 1 run (Oliver kick)	14-10	13:06	2Q
Utah — Clay 2 pass from Travis Wilson (kick failed)	14-16	10:14	2Q
COLORADO — Powell 33 run (Oliver kick)	21-16	5:20	2Q
COLORADO — Oliver 29 FG	24-16	0:16	2Q
Utah — Booker 1 run (run failed)	24-22	12:02	3Q
COLORADO — Oliver 46 FG	27-22	9:53	3Q
Utah — Tonga 28 pass from Wilson (pass attempt intercepted)	27-28	6:37	3Q
COLORADO — Spruce 66 pass from Liufau (Oliver kick)	34-28	5:39	3Q
Utah — Phillips 35 FG	34-31	1:47	3Q
Utah — Hatfield 20 interception return (Phillips kick)	34-38	10:00	4Q

Attendance: 39,155 Time: 3:23

Weather (66°): partly cloudy, 11% humidity, 12 mph winds from the west (gusting to 32)

TEAM STATISTICS	COLORADO	UTAH
First Downs.....	18	21
Third Down Efficiency (Fourth).....	9-16 (0-0)	10-18 (2-2)
Rushes—Net Yards	32-116	35-128
Passing Yards	317	311
Passes (Att-Comp-Int).....	31-20-1	37-25-0
Total Offense.....	433	439
Return Yards	3	42
Punts: No-Average.....	5-38.6	4-55.8
Fumbles: No-Lost.....	0-0	0-0
Penalties/Yards	4/35	6/45
Quarterback Sacks—Yards	2-8	3-5
Time of Possession	27:43	32:17
Drives/Average Field Position	12/C27	12/U27
Red Zone: Scores-Attempts (Points).....	3-3 (17)	3-3 (15)

INDIVIDUAL STATISTICS

Rushing—Colorado: Powell 10-75, Jones 12-42, Liufau 6-6, Lindsay 3-4, Lee 1-minus 11. **Utah:** Booker 25-95, Hackett 1-24, Wilson 7-11, Team 2-minus 2.

Passing—Colorado: Liufau 31-20-1, 317, 1 td. **Utah:** Wilson 37-25-0, 311, 3 td.

Receiving—Colorado: Spruce 5-91, McCulloch 4-101, Fields 4-69, Lindsay 2-24, Jones 2-6, Powell 1-9, Slavin 1-9, Goodson 1-8. **Utah:** Clay 10-88, Scott 5-54, Booker 5-22, Tonga 3-77, McClellon 1-55, McCormick 1-15.

Punting—Colorado: O'Neill 5-38.6 (43 long, 2 In20). **Utah:** Hackett 4-55.8 (70 long, 1 In20).

Punt Returns—Colorado: Fields 2-3. **Utah:** Clay 2-18, Johnson 1-4. **Kickoff Returns—Colorado:** Lindsay 2-60, Lee 1-46, Severson 1-23. **Utah:** none.

Tackle Leaders—Colorado: Olugbode 10,2—12; Gilliam 8,2—10; Daigh 4,3—7; Moeller 4,3—7; McCartney 4,1—5; Greer 3,2—5; Crawley 3,1—4; Gilbert 3,1—4; Tupou 2,2—4; Henderson 2,1—3; White 2,1—3; Smith 2,0—2; Witherspoon 2,0—2. **Utah:** Fanaika 8,0—8; Norris 4,3—7; Williams 5,1—6; Lotulelei 4,1—5; Whittingham 4,1—5; Hatfield 4,0—4.

Quarterback Sacks—Colorado: Gilliam 1-4, Gilliam ½-4, McCartney ½-4. **Utah:** Taumoepeu 1-3, Fanaika 1-1, Lotulelei 1-1.


Interceptions—Colorado: none. **Utah:** Hatfield 1-20. **Passes Broken Up—Colorado:** Crawley, Smith, Wilson, Witherspoon. **Utah:** Rowe 2, Blechen, Whittingham.

GAME NOTES

Colorado finished 2014 with a 2-10 overall record and an 0-9 mark in Pac-12 play; four of the losses came by a combined 15 points; you have to go back to 1964 to find a CU team that endured that many league losses by so few points (12) ... Only Oregon (51) and Arizona (42) scored more points against Utah's defense than CU (34) ... Colorado scored on its opening drive for the fourth time this year (three TDs, all in the last four games) ... CU had three 75-yard TD drives in the game, finishing the season with 23 of 75 yards or longer ... Opponents had made 143 straight PAT kicks until Utah's Andy Phillips missed in the second quarter (dating to the 2012 USC game) ... CU ended the year with the opponent throwing 275 passes without an interception ... This was the last game for 21 CU seniors ... **TB Christian Powell** recorded his fourth career multi-TD game, and his second 3-TD effort; his 75 yards on 10 carries enabled him to finish the season with 448 yards rushing to lead the team a third straight year, becoming the ninth Buff to do so ... **WR Tyler McCulloch** had the first 100-yard game of his career (4-101, coming in his 49th game), and he became the 25th player in school history to reach 1,000 career yards (1,089) ... **QB Sefo Liufau** and **WR Nelson Spruce** also teamed for their 16th touchdown pass play (15 Liufau to Spruce; one the other way), snapping a tie for the most in CU history with Cody Hawkins and Scotty McKnight (2007-10) ... **PK Will Oliver** finished his CU career second in scoring with 279 points, ending with a school record 102 consecutive extra points.

IN COLORADO BUFFALO HISTORY: NOVEMBER 28

Colorado is 7-6 on November 28 in its history, though the first nine were all played prior to 1960, with just four games on the date since (four losses to Nebraska at home). Some highlights from games on this date: **1907**—No real game account in the CU yearbook of a 5-4 loss to Colorado Mines in Denver on Thanksgiving, but apparently a large crowd from Boulder attended: “*The great morning dawned at last and Boulder was depopulated by the Denver-going crowd.*” **1912**—The Silver & Gold invited Oklahoma to the state for Thanksgiving, and played terrible hosts in sending OU back to Norman with a 14-12 defeat. **1946**—Colorado cruised to an 18-0 Thanksgiving Day win over Colorado A&M, thanks to a big game from Dick Schrepferman. His 85-yard touchdown run got CU on the scoreboard in the second quarter, and he along with Ed Pudlik caught third quarter touchdown passes from Don Evans in the rout. CU outgained A&M, 518-152, which included 376 yards on the ground. **1953**—Homer Jenkins’ 7-yard touchdown run with 11:00 remaining, set up by a 29-yard pass off the reverse from Frank Bernardi to Gary Knafelc, paved the way for a 13-7 win over Colorado A&M in Fort Collins. CU spotted the Aggies a 7-0 lead, which was a marked turnaround from CU’s 61-0 win the previous year and A&M wanted revenge. CU forced five turnovers (all fumbles), the last coming with about four minutes left at the Buff 38 to preserve the win. **1959**—Colorado avenged the 1968 loss to Air Force which had sealed Dal Ward’s fate as head coach with a 15-7 win. It wasn’t easy, as CU trailed 7-0 at halftime and took an 8-7 lead in with 7:01 left in the third on a 12-yard touchdown pass from Gale Weidner to Chuck Weiss... on fourth-and-11. Weidner then hit Dave Rife for the 2-point conversion and the lead. Weidner then iced the game with a 9-yard TD pass to Jerry Steffen early in the fourth quarter and the defense took over from there, stopping the Falcons on a fourth-and-goal from the CU 8 with under a minute to go. **1987**—Colorado needed a win over Nebraska to impress bowl scouts, and donned all-black uniforms for the first time in its history in attempting to do so. The game also was the first ever at Folsom Field with any kind of lighting, as the 2 p.m. start dictated temporary lights be erected for the finish. Keith Jones was the star of the game, rushing for 248 yards and two scores (on runs of 50 and 44 yards). CU could have taken control early in the 24-7 loss, but three possessions into NU territory on their first three possessions came up empty due to a costly penalty, a blocked field goal and a lost fumble. **1997**—John Hessler led a furious CU rally in the fourth quarter, pulling CU to within 27-24 with TD passes to Marcus Stiggers and Robert Toler, but a last minute drive stalled near midfield as No. 2 Nebraska escaped with the win. NU went on to share the national title with Michigan (*CU defenders thought Nebraska was No. 1, CU offensive players sided with Michigan*). **2003**—CU led this one 22-21 entering the fourth quarter, with two failed two-point tries coming back to haunt the Buffs in a 31-22 loss to the Huskers. Joel Klatt threw for 269 yards and three touchdowns (two to D.J. Hackett), but his second interception was returned to the CU 6 by T.J. Hollowell with seven minutes to play and the Buffs down, 24-22; on fourth-and-goal, Nebraska’s Judd Davies ran it in with the PAT providing a two-score lead. NU coach Frank Solich, though 9-3 on the year, was fired the next day. **2008**—Some will trace this game to the beginning of the end to the Dan Hawkins Era at Colorado; CU was ahead, 31-30, and thanks to a monster 15-yard sack by Patrick Mahanke, forced Nebraska into a 4th-and-25 at the CU 40. The Huskers elected to go for the field goal, and Alex Henery just got a 57-yarder to sneak through in the lower right corner and NU took a 33-31 lead. CU still had a chance with 1:43 remaining, but Ndamukong Suh



Gale Weidner

batted a Cody Hawkins pass, caught it after the deflection and returned it for a clinching score.

NOVEMBER 28 COLORADO MVP: Dick Schrepferman, HB. In the 18-0 win over Colorado A&M in 1946, he rushed for 134 yards and one score (on just eight carries) and caught a 34-yard pass for another.

COLORADO ON NOVEMBER 28 (7-6)

1895	COLORADO MINES	W 14- 0
1901	at Denver Athletic Club	L 0-29
1907	Colorado Mines (Denver)	L 4- 5
1912	Oklahoma (Denver)	W 14-12
1918	COLORADO A&M	W 16-13
1935	at Denver	W 14- 0
1946	COLORADO A&M	W 18- 0
1953	at Colorado A&M	W 13- 7
1959	AIR FORCE	W 15- 7
1987	NEBRASKA (#5)	L 7-24
1997	NEBRASKA (#2)	L 24-27
2003	NEBRASKA (#25)	L 22-31
2008	at Nebraska	L 31-40

PAYBACK ACCOMPLISHED

In 1961, in what turned out to be the next-to-last meeting between the schools for a half century, CU was flying high after a 7-6 win over No. 10 Missouri, sporting a 6-0 record and No. 8 ranking with dreams bubbling about a national championship. Utah rolled into town the next Saturday (Nov. 11) and dealt the Buffs a 21-12 blow. Fast-forward to 2011: CU, with a 2-10 record, visited Salt Lake City with the chance to finally avenge that day. Utah had a lot to play for, as a win would have kept alive its hopes to win the inaugural Pac-12 South Division title. But the Buffs never trailed and would hang on for a 17-14 win, eliminating Utah from the hunt; as it turned out, had the Utes won, they would have won the division crown and had advanced to the Pac-12 title game.

SPECIAL GAME BALLS

On September 24 at the taping of his weekly radio show, CU head coach Mike MacIntyre presented the longtime voice of the Buffaloes, **Larry Zimmer**, with game balls from CU’s first two wins this season. Sidelined for the last half of the 2014 season due to complications from a fall in his home, Zimmer returned to the booth for the first time on September 12 for CU’s 48-14 win over Massachusetts to begin his 42nd and final season calling CU games. A week later, CU defeated Colorado State, 27-24 in overtime, in Zim’s final broadcast of the Rocky Mountain Showdown. MacIntyre wanted to recognize Larry for both games and surprised him with actual game balls used in both wins.



SEASON HONORS TO DATE

Honors afforded the Buffaloes to date in 2015:

BUFFALOES ON NATIONAL AWARD LISTS**(WATCH LISTS / NOMINATIONS)**

Biletnikoff Award (most outstanding receiver): **WR Nelson Spruce** (one of 48 on official watch list)

Earl Campbell Tyler Rose Award (most outstanding offensive player with ties to state of Texas): **OT Jeremy Irwin** (one of 39 on the official watch list)

Maxwell Award (most outstanding player): **WR Nelson Spruce** (one of 80 on official watch list)

Polynesian Player of the Year (most outstanding Polynesian player): **QB Sefo Liufau** (one of 37 on official initial watch list)

Rimington Award (most outstanding center): **C Alex Kelley** (one of 63 on official watch list)

Doak Walker (top running back): **TB Christian Powell** (CU's nomination for the award)

COLORADO CHAPTER/NFF COLLEGE FOOTBALL HALL OF FAME PLAYERS-OF-THE-WEEK

OFFENSIVE LINE (*September 12 vs. Massachusetts: O-line paved the way for 390 rushing yards and five TDs while not allowing a quarterback sack*)

ILB KENNETH OLUGBODE (*September 19 vs. Colorado State: 17 tackles (7 solo), 1 third down stop, 60-yard interception return for a touchdown*)

PAC-12 ATHLETES-OF-THE-WEEK

ILB KENNETH OLUGBODE (*September 19 vs. Colorado State: 17 tackles (7 solo), 1 third down stop, 60-yard interception return for a touchdown*)

CU ATHLETES-OF-THE-WEEK

ILB KENNETH OLUGBODE (*September 14-20: vs. Colorado State: 17 tackles (7 solo), 1 third down stop, 60-yard interception return for a touchdown*)

SS JERED BELL (*September 21-27: vs. Nicholls State: two interceptions and a third down stop*)

WR SHAY FIELDS (*October 5-11: vs. Arizona State: 5-103 yards receiving*)

CB CHIDOBE AWUZIE (*October 19-25: vs. Oregon State: 8 tackles (5 solo, including a QB sack and two tackles for zero), two PBU's and an interception*)

JOE MOORE AWARD HONOR ROLL (Offensive Line Play)

September 12 vs. Massachusetts: O-line paved the way for 390 rushing yards (9.1 average on first down) and five TDs while not allowing a quarterback sack.

PAC-12 ALL-ACADEMIC TEAM

(*—graduated; pursuing second degree)

WR NELSON SPRUCE (first-team: Business, 3.64 GPA)

TB MICHAEL ADKINS (first-team: Business, 3.38 GPA)

DE AARON HOWARD (second-team: Psychology/Leadership Studies, 3.59 GPA)

DB *JERED BELL (honorable mention: Sociology & Ethnic Studies/graduated)

PK CHRIS GRAHAM (honorable mention: Integrative Physiology, 3.67 GPA)

FB JORDAN MURPHY (honorable mention: Business, 3.06 GPA)

OT STEPHANE NEMBOT (honorable mention: International Affairs, 3.03 GPA)

ILB RYAN SEVERSON (honorable mention: Business, 3.35 GPA)

CoSIDA ACADEMIC ALL-DISTRICT (7)

WR NELSON SPRUCE (*Business—Finance & Management; 3.575 grade point average*)

NATIONAL FOOTBALL FOUNDATION SCHOLAR-ATHLETE NOMINEE

WR NELSON SPRUCE (*Business—Finance & Management; 3.575 grade point average*)

POP WARNER 2015 PLAYER OF THE YEAR NOMINEE

WR NELSON SPRUCE

ZIM HONORED AT USC GAME

Larry Zimmer was honored at the Southern California game on November 13, presented with a framed jersey with the number 42 – the number of seasons he called CU football games (485 in all). The ceremony took place between the first and second quarters and featured CU president Bruce Benson, CU-Boulder chancellor **Phil DiStefano** and athletic director **Rick George**. Players representing each decade that he broadcast CU games were present:

1970s—Jon Keyworth, Larry Brunson

1980s—Jeff Campbell, Eric McCarty

1990s—Darian Hagan, Matt Russell

2000s—Daniel Graham, Tyler Polumbus, Jordan Dizon

2010s—Daniel Munyer, Doug Rippey, Chidera Uzo-Diribe

Larry's thoughts on the evening:

ON THE TRIBUTE—"It was a wonderful tribute. It means a great deal. To be recognized like that by the President, by the Chancellor, by Rick (George, CU Athletic Director), but most importantly, by these fans, and the students and then all of those players."

ON IF HE WAS SURPRISED ABOUT THE RETURNING PLAYERS—"It was a huge surprise, huge surprise. To see all those guys again was incredible."

ON BEING SUNG HAPPY BIRTHDAY BY 40,000 PEOPLE—"There's no question that was the biggest birthday song I ever received. And to have it led by a rock star in a fairly full stadium. It was just great."



RECORD WATCH

The annual listing of those records that have been broken or tied at this point of the season:

INDIVIDUAL RECORDS (25)

Most Career Starts, Offense Player —45, Nelson Spruce, 2012-15 <i>Old Record: 44, Joe Garten (OG), 1987-90 and Bryan Stoltenberg (C), 1992-95.</i>	RECORD
Most Plays From Scrimmage, Game —114, by four players vs. UCLA at Pasadena, Oct. 31, 2015 (Callahan, Kelley, Liufau, Nembot) <i>Old Record: 110, by six players, vs. California at Berkeley, Sept. 27, 2014.</i>	RECORD
Most Passing Attempts By Class/Season, Junior —344, Sefo Liufau, 2015 (214 completions) <i>Old Record: 334, Joel Klatt, 2004 (192 completions)</i>	RECORD
Most Pass Completions By Class/Season, Junior —214, Sefo Liufau, 2015 (344 attempts) <i>Old Record: 192, Joel Klatt, 2004 (334 attempts)</i>	RECORD
Most Pass Completions By Class/Game, Junior —37, Sefo Liufau, vs. UCLA at Pasadena, Oct. 31, 2015 (57 attempts) <i>Old Record: 33, Connor Wood vs. Colorado State in Denver, Sept. 1, 2013 (46 attempts)</i>	RECORD
Most Passing Yards Gained By Class/Season, Junior —2,418, Sefo Liufau, 2015. <i>Old Record: 2,299, Kordell Stewart, 1993.</i>	RECORD
Most Consecutive Games Throwing A Touchdown Pass At Start Of Career —20, Sefo Liufau, Oct. 12, 2013 to Nov. 29, 2014 <i>Old Record: 9, Cody Hawkins, Sept. 1-Oct. 27, 2007.</i>	RECORD
Most Attempts Without a Touchdown Pass, Game —57, Sefo Liufau, vs. UCLA at Pasadena, Oct. 31, 2015 <i>Old Record: 45, Kordell Stewart vs. Missouri at Columbia, Oct. 6, 1992.</i>	RECORD
Most 300-Yard Passing Games, Career —9, Sefo Liufau, 2013-15 <i>Old Record: 6, Koy Detmer, 1992-96.</i>	RECORD
Most Pass Completions, Duo, Career —217, Sefo Liufau & Nelson Spruce, 2013-15 (Liufau-to-Spruce 213; Spruce-to-Liufau 4; <i>current</i>) <i>Old Record: 142, Cody Hawkins & Scotty McKnight, 2007-10 (Hawkins-to-McKnight 141; McKnight-to-Hawkins 1).</i>	RECORD
Most Touchdown Passes, Duo, Career —18, Sefo Liufau-to-Nelson Spruce, 2013-15 (includes one from Spruce to Liufau) (<i>current</i>) <i>Old Record: 15, Cody Hawkins-to-Scotty McKnight, 2007-10.</i>	RECORD
Lowest Interception Percentage, Season (minimum 250 attempts) —.017 (6 of 344), Sefo Liufau, 2015 <i>Old Record: .020 (8 of 400), Joel Klatt, 2005.</i>	RECORD
Most Touchdown Passes, Duo, Career —18, Sefo Liufau-to-Nelson Spruce, 2013-15 (includes one from Spruce to Liufau) (<i>current</i>) <i>Old Record: 15, Cody Hawkins-to-Scotty McKnight, 2007-10.</i>	RECORD
Most Total Offense, Career —7,842, Sefo Liufau, 2013-15 (7,397 pass, 445 rush) <i>Old Record: 7,770, by Kordell Stewart, 1991-94 (6,481 pass, 1,289 rush)</i>	RECORD
Most Receptions, Career —289, Nelson Spruce, 2012-15 <i>Old Record: 215, Scotty McKnight, 2007-10</i>	RECORD
Most Receptions By Class/Senior, Season —84 (for 922 yards), Nelson Spruce, 2015 <i>Old Record: 78 (for 1,013 yards), D.J. Hackett, 2003</i>	RECORD
Most Receptions By Class/Senior, Game —11 (for 90 yards), Nelson Spruce vs. UCLA at Pasadena, Oct. 31, 2015 <i>Record: 11 (for 131 yards), Derek McCoy vs. Washington State in Boulder, Sept. 13, 2003</i>	TIED RECORD
Average Receptions Per Game/Career —6.02 (289 in 48 games), Nelson Spruce, 2012-015 <i>Old Record: 4.72 (156 in 33 games), Paul Richardson, 2010-13</i>	RECORD
Most Receiving Yards, Career —3,236, Nelson Spruce, 2012-15 (289 receptions) <i>Old Record: 2,548, Michael Westbrook, 1991-94 (167 receptions)</i>	RECORD
Most Consecutive Games Catching Two Or More Passes —37, Nelson Spruce, Nov. 23, 2012 to Nov. 21, 2015 (<i>current</i>) <i>Old Record: 22, Rae Carruth, Sept. 9, 1995 to Nov. 29, 1996.</i>	RECORD
Most Consecutive Games Catching Five Or More Passes —13, Nelson Spruce, Nov. 29, 2014 to Nov. 21, 2015 (<i>current</i>) <i>Old Record: 11, Nelson Spruce, Nov. 30, 2013-Nov. 8, 2014.</i>	RECORD
Most Games With 10 or More Receptions, Career —8, Nelson Spruce, 2012-15 <i>Old Record: 215, Scotty McKnight, 2007-10</i>	RECORD
Most Touchdown Receptions, Career —22, Nelson Spruce, 2012-15 <i>Record: 22, Scotty McKnight, 2007-10</i>	TIED RECORD
Most Punts Inside-the-20, Freshman —22, Alex Kinney, 2015 <i>Old Record: 21, Darragh O'Neill, 2011.</i>	RECORD
Most Punts Inside-the-10, Freshman —9, Alex Kinney, 2015 <i>Old Record: 8, Darragh O'Neill, 2011.</i>	RECORD

ON THE HORIZON

Most 200-Yard Passing Games, Career —19, Sefo Liufau, 2013-15 <i>Record: 21, Cody Hawkins, 2007-10.</i>	NEEDS 3
---	----------------

TEAM RECORDS (5)

Most Plays, Quarter —40 (for 194 yards) vs. UCLA at Pasadena, Oct. 31, 2015 (<i>second quarter</i>) <i>Old Record: 36, on two occasions.</i>	RECORD
Most Plays, Half —61 (for 278 yards) vs. UCLA at Pasadena, Oct. 31, 2015 (<i>first half</i>) <i>Old Record: 58, vs. Air Force at USAFA, Nov. 21, 1970 (first half).</i>	RECORD
Most Plays, Game —114 (for 554 yards) vs. UCLA at Pasadena, Oct. 31, 2015 <i>Old Record: 110 (for 630 yards) vs. California at Berkeley, Sept. 27, 2014.</i>	RECORD
Most Time of Possession, Quarter —14:05 vs. UCLA at Pasadena, Oct. 31, 2015 (<i>second quarter</i>) <i>Old Record: 13:14, vs. Indiana in Boulder, Sept. 27, 1980 (third).</i>	RECORD
Most Consecutive PAT Kicks Made —136, Nov. 25, 2011-Nov. 13, 2015 (<i>current</i>) <i>Old Record: 111, Nov. 5, 1988-Sept. 7, 1991.</i>	RECORD

KINNEY IMPROVING STEADILY

P Alex Kinney is just the seventh freshman in school history to have been charged with being the team's regular No. 1 punter for at least half of a season. He had to replace a four-year veteran in Darragh O'Neill, but after a rocky start, has settled down and has improved weekly. His numbers:

KINNEY GAME-BY-GAME

Opponent	No.	Yards	Avg.	Long	In 20	Blk	Season Avg
at Hawai'i	7	252	36.0	42	1	1	36.0
MASSACHUSETTS	4	117	29.2	46	1	-	33.5
Colorado State	7	274	39.1	48	3	-	35.7
NICHOLLS STATE	2	76	38.0	43	1	-	36.0
OREGON	6	276	46.0	57	2	-	38.3
at Arizona State	5	191	38.2	50	2	1	38.3
ARIZONA	8	343	42.9	54	3	-	39.2
at Oregon State	6	252	42.0	58	2	-	39.6
at UCLA	5	216	43.2	48	3	-	39.9
STANFORD	4	180	45.0	49	0	-	40.3
SOUTHERN CALIFORNIA	4	173	43.2	49	3	-	40.5
at Washington State	2	76	38.0	40	1	-	40.4

TOP CU FRESHMAN PUNTERS

Player, Season	No.	Yards	Avg.	Long	In 20	Blk
Matt DiLallo, 2006	47	2,056	43.7	73	14	2
Darragh O'Neill, 2011	74	3,152	42.6	57	21	2
Alex Kinney, 2015	60	2,426	40.4	58	22	2
Lance Olander, 1977	18	724	40.2	63	5	0
Andy Mitchell, 1994	35	1,341	38.3	57	7	1
Stan Koleski, 1973	29	1,107	38.2	61	4	2
Nick Pietsch, 1996	30	1,140	38.0	76	6	0

Kinney has set freshman records for the most punts **inside-the-20** and inside-the-10 with 22 and 9, respectively (old marks; 21 and 8, set by O'Neill in 2011).

WATANABE HAS STELLAR DEBUT

ILB Grant Watanabe hadn't played in a game in nearly two years, as the San Antonio product (Brennan High School) gray-shirted while healing from injuries he suffered as a senior in 2013. Possibly ticketed to redshirt come the midway point of the season, the coaches took off his redshirt and started in CU's seventh game of the year; against Arizona on October 17, he would tie for the fourth-most tackles ever by a true freshman in a game at Colorado, as well as tie for the most in a player's first game on defense. A closer look:

MOST TACKLES BY A TRUE FRESHMAN

Total	(UT,AT)	Player	Opponent	Date
18	(14, 4)	Addison Gillam	OREGON	Oct. 5, 2013
15	(12, 3)	J.J. Billingsley	SAN DIEGO STATE	Sept. 7, 2002
15	(6, 9)	Addison Gillam	at Utah	Nov. 30, 2013
14	(10, 4)	Jashon Sykes	at Nebraska	Nov. 27, 1998
14	(7, 7)	Addison Gillam	Colorado State	Sept. 1, 2013
14	(11, 3)	Grant Watanabe	ARIZONA	Oct. 17, 2015

MOST TACKLES / FIRST CAREER GAME ON DEFENSE

Total	(UT,AT)	Player	Opponent	Date
14	(7, 7)	Addison Gillam	Colorado State	Sept. 1, 2013
14	(14, 0)	Ryan Moeller	Colorado State	Nov. 22, 2014
14	(11, 3)	Grant Watanabe	ARIZONA	Oct. 17, 2015

GAMBOA ONE OF TOP CU FROSH TACKLERS

ILB Rick Gamboa, since replacing Addison Gillam in the lineup, has joined the "Frosh 50 Tackle" club and is rising on the list of the freshmen tackles:

CU HISTORY / FRESHMEN WITH 50+ TACKLES (*—denotes redshirt)

Player	Season	G	Plays	UT	AT	TOTAL	TFL	QBS	3DS	Player	Season	G	Plays	UT	AT	TOTAL	TFL	QBS	3DS
Addison Gillam	2013	12	838	78	41	119	10-38	3-25	15	Greg Henderson	2011	13	823	44	14	58	4- 7	1- 0	6
*Rick Gamboa	2015	12	649	52	33	85	1- 1	1- 0	6	Kenneth Crawley	2012	11	642	46	12	58	3- 9	0- 0	5
*Matt Russell	1993	11	434	48	37	85	13-38	4-19	6	Marques Mosley	2012	12	524	27	29	56	2-11	1-10	2
Jordan Dizon	2004	12	597	51	31	82	6-14	1- 6	7	*Mickey Pruitt	1984	11	27	28	55	2-15	1-11	6
J.J. Billingsley	2002	13	469	47	20	67	7-41	1-14	2	*Ted Johnson	1991	9	280	37	16	53	0- 0	0- 0	2
Terrell Smith	2010	6	414	30	30	60	2- 8	1- 6	3	Jashon Sykes	1998	11	392	31	21	52	7-26	2½-19	6
Chidobe Awuzie	2013	12	643	43	16	59	5-21	1-12	7	Chad Brown	1989	11	310	45	5	50	2- 4	0- 0	7

CARR CRACKS LIST

TB Patrick Carr recorded the 27th 100-yard rushing game by a Colorado freshman against UCLA, joining a fairly elite list. A look at CU frosh rushing:

CU FRESHMAN 100-YARD RUSHING GAMES (27)

Yds (att-td)	Player	Opponent	Date
202 (24-2)	Billy Waddy	at Wisconsin	Sept. 22, 1973
168 (21-1)	Lamont Warren	at Iowa State	Nov. 23, 1991
166 (28-0)	Rodney Stewart	West Virginia	Sept. 18, 2008
150 (25-0)	Marcus Houston	at Southern Cal	Sept. 9, 2000
149 (32-1)	*Lee Rouson	Kansas State	Nov. 21, 1981
147 (28-3)	Christian Powell	Sacramento State	Sept. 8, 2012
142 (18-1)	*Michael Simmons	Oregon	Sept. 12, 1987
141 (29-1)	Rodney Stewart	Kansas State	Oct. 18, 2008
137 (15-1)	O.C. Oliver	at Kansas State	Nov. 22, 1986
137 (20-0)	Brian Calhoun	at Nebraska	Nov. 29, 2002
137 (32-2)	Christian Powell	at Arizona	Nov. 10, 2012
137 (13-4)	Michael Adkins II	Charleston Southern	Oct. 19, 2013
132 (34-2)	*Lee Rouson	Missouri	Nov. 7, 1981
125 (17-1)	Marcus Reliford	Kansas State	Nov. 19, 1988
122 (20-0)	Brian Calhoun	Oklahoma (at Houston)	Dec. 7, 2002
121 (20-2)	Christian Powell	at Oregon	Oct. 27, 2012
120 (25-0)	Derek Singleton	at Oklahoma State	Nov. 8, 1980
119 (14-1)	Eric Bieniemy	Stanford	Sept. 19, 1987
118 (26-1)	Lamont Warren	at Kansas State	Oct. 26, 1991
114 (12-1)	Marcus Reliford	at Missouri	Nov. 5, 1988
114 (17-0)	Phillip Lindsay	at Arizona	Nov. 8, 2014
110 (10-0)	Lamont Warren	Missouri	Oct. 12, 1991
109 (21-0)	Derek Singleton	Kansas	Nov. 15, 1980
107 (11-2)	Carroll Hardy	at Nebraska	Nov. 17, 1951

107 (21-0)	Rodney Stewart	Florida State (at Jacksonville)	Sept. 27, 2008
100 (18-1)	Marcus Houston	Colorado State (Denver)	Sept. 2, 2000
100 (19-1)	Patrick Carr	at UCLA	Oct. 31, 2015

By Player (27)— Powell 3, Stewart 3, Warren 3, Calhoun 2, Houston 2, Reliford 2, Rouson 2, Singleton 2, Adkins 1, Bieniemy 1, Carr 1, Hardy 1, Lindsay 1, Oliver 1, Simmons 1, Waddy 1.

CU FRESHMAN SEASON RUSHING (300-plus yards)

Season	Player	Att.	Yards	Avg.	TD
1991	Lamont Warren	157	830	5.3	7
2012	Christian Powell	158	691	4.4	7
1986	O.C. Oliver	136	668	4.9	6
1981	*Lee Rouson	159	656	4.1	6
2008	Rodney Stewart	132	622	4.7	2
2013	Michael Adkins	103	535	5.2	6
1987	Eric Bieniemy	104	508	4.9	5
1951	Carroll Hardy	53	423	7.9	5
2014	*Phillip Lindsay	79	391	5.0	0
2008	Darrell Scott	87	343	3.9	1
2007	*Demetrius Sumler	100	335	3.4	4
2000	Marcus Houston	66	332	5.0	1
1987	*Michael Simmons	69	332	4.8	4
1991	*Kent Kahl	70	301	4.3	4

2015 Patrick Carr 57 252 4.4 1

TOUCHDOWN RECORD: 8, Herchell Troutman, 1994 (244 yards)
(*—redshirt freshman)

OFFENSIVE LINE HONORED



CU's **offensive line** won the unique honor of being selected as the "player of the week" for games of Sept. 12 by the **Colorado Chapter of the National Football Foundation**, as well as being selected to the **Joe Moore Award** Weekly Honor Roll. The CC/NFF is believed to be the only chapter (out of 120-plus) in the nation to select a player of the week, which it has done dating back to 2004, this marked the first time a unit was afforded the honor. The Joe Moore Award is recognizing outstanding offensive line play weekly around the nation. So what did the "big uglies" (as Keith Jackson always called them) accomplish in CU's 48-14 win over Massachusetts? **The CU offensive line paved the way for 59 rushing attempts for 390 yards (6.6 avg.) and five touchdowns.**

- The last time CU rushed for over 300 yards in a game was on Sept. 22, 2007 against Miami-Ohio in Boulder (63-359); it was the most since the last time the Buffs ran for 400 yards (48-427) at Kansas on Oct. 12, 2002. Two players (Michael Adkins 119, Christian Powell 108) rushed for over 100 yards for the first time since 2010, when Brian Lockridge (109) and Rodney Stewart (106) did it against Hawai'i.
- CU scored its first **six** offensive touchdowns of the year via the rush before Sefo Liufau connected with Nelson Spruce with a TD pass; you have to go back to 1990 to find the last time with a higher number (7).
- Colorado averaged **9.1** yards per first down rushing play – picking up five or more yards 19 times in 28 tries.
- Of the 59 carries, 51 gained yardage (30 5-plus, 9 10-plus, 4 20-plus).
- It marked the 45th time CU has had two players run for 100-plus yards in game (three have done it twice in a game, the last time in 1980).
- In addition, the offensive line did not allow a quarterback sack and just three pressures.
- Game grades: the line graded out to **86.1** percent as a unit (358 plus/even plays out of 415), with a plus-play percentage of **63.1** (262 of 415). The unit had 17 knockdown blocks and combined for eight direct touchdown blocks.
- Six of the seven players who were in for 37 or more snaps graded out to above 80 percent; the other was at 79.3.
- CU scored **five** rushing touchdowns, doing so for the first time since 2013 (vs. Charleston Southern).
- Dating back to the start of the 1989 season, Colorado improved to **32-0-1** when rushing for 300 or more yards.

OLUGBODE EARNS INDIVIDUAL HONORS



Junior **ILB Kenneth Olujobode** captured CU's first Pac-12 Defensive Player of the Week since the Buffs' first year in the Pac-12 when he was honored for his efforts in CU's 27-24 overtime win over Colorado State. He made his first career interception and returned it 60 yards for a touchdown – the 15th Buffalo to return their first career pick for a score since 1992 – giving the Buffs a 24-17 fourth quarter lead. The coaches also credited him with a career-high 17 tackles (seven solo), along with a third down stop. It's just the sixth POW honor CU has earned as a member of the Pac-12, the first since the 2013 season opener when **WR Paul Richardson** captured the honor. Olujobode also garnered the state's player of the week honor from the Colorado Chapter of the National Football Foundation. He was CU's leading tackler with 83 last year, and through three games, is leading the Buffs with 27 this season.

GONZALEZ ENJOYING NEAR RECORD YEAR

PK Diego Gonzalez got off to a solid start as CU's regular placekicker, despite having big shoes to fill, though he has recently struggled. He replaced **Will Oliver**, who finished second on CU's all-time scoring charts with 279 points – and a school record 102 straight PAT kicks to conclude his career. Gonzalez made the first five field goals of his career before one was blocked in the first half against Colorado State, and despite missing what would have been a game-winning 48-yard kick at the end of regulation against CSU, he bounced back with a 32-yarder in overtime to give CU the 27-24 win; those were his first two attempts at a game winning kick in his life, dating back to high school. He is **18-of-28** on field goals and has made all **33** PAT kicks, extending CU's streak as a team to **136**; he has a pair of 52-yard kicks, matching Oliver's two in 2013 and Kevin Eberhart in 2007; you have to go back to 2005 to find more than a pair (Mason Crosby made five).

- He has made the most field goals in a first season as CU's regular placekicker, topping Fred Lima, who was **15-of-34** in 1972; the 18 field goals also tie the fourth most in a season in school annals (trailing 21, 19 and 19). His **87** points are currently the fifth most points scored by kicking in a single-season at CU (record is 98 by Ken Culbertson in 1989); he is bidding to become CU's first 100-point scorer since 2002 (108 by Chris Brown).

CU TIED FOR FIFTH IN FIRST-TIME ACTION

As the season winds down, most players who will play at some point this year have likely already appeared in at least one game. At Colorado, 35 players have seen the field for the first time in a Buffalo uniform, tied for the fifth-most nationally, with the 23 players who have started a game for the first time this season tied for the fourth-most. Here's a list of those schools that have played the most first-timers this season through November 21:

Kansas	39	Colorado	35	Mississippi	33	Old Dominion	32
Florida State	39	Boston College	35	Southern California	33	Oregon State	32
TCU	37	Central Florida	34	Tennessee	33	Arkansas State	31
Texas	36	Georgia	33	Texas-San Antonio	33	Syracuse	31

Most First-Time Starters: UCF 33, Kansas 33, TCU 27, **Colorado 23**, Oregon State 23, UTSA 22, Troy 22, Virginia 21, Florida State 20, Arkansas 19, Nebraska 19, Rice 19.

SIX-PACK TIMES TWO

The Buffaloes have six players who have rushed for **100** or more yards and now seven who have caught passes for **100** or more (**TB Phillip Lindsay** is the only player on both lists), an actual rarity. The last time Colorado had six players with 100 yards or more in each was way back in 1991; you have to go back to 1981 to find the last CU team with at least seven in each (seven rushers, eight receivers). The six rushers are all over **200** yards—that's happened just three previous times (1957, 1987 and 1989).

OPENING DEPTH CHART NOTES

The Buffs released their season-opening depth chart on August 28, and it shows that the Buffaloes, while still heavy in underclassmen, have more balance than in MacIntyre's first two seasons. In the two-deep, including all players expected to see game action in the opener at Hawai'i (22 scrimmage positions plus four special teams—P, PK, SN, H), there are just nine seniors—out of 15 on the team (four of whom were junior walk-ons have decided to play a seniors in 2015). Juniors (22), sophomores (17) and freshmen (16, including five true) appear to be in position to see extensive action in games this fall.

► CU did not start a freshman, true or redshirt, in the season opener for the first time since **2005**; the Buffs had started at least one true freshman in each of the last four seasons prior to his year as well.

A DIFFERENT APPROACH TO TEAM CAPTAINS

Mike MacIntyre is nothing short of innovative; the team voted on captains early in the summer, and 12 different players received enough votes where it was impossible for the coaches to select four or even six. So instead of a revote or paring it down on his own, he decided to go with a "leadership council" with the dozen. Four players will rotate as captains for each game, with the possibility that four will be selected for the postseason. The council: seniors **S Jered Bell**, **FB Jordan Murphy**, **OT Stephane Nembot**, **TB Christian Powell** and **WR Nelson Spruce**; juniors **CB Chidobe Awuzie**, **ILB Addison Gillam**, **C Alex Kelley**, **QB Sefo Liufau** and **ILB Kenneth Olugbode**; and sophomores **TB Phillip Lindsay** and **DE Derek McCartney**. The captains, game-by-game:

Hawaii: Awuzie, Liufau, Nembot, Olugbode

Massachusetts: Bell, Gillam, Kelly, Powell

Colorado State: Awuzie, Lindsay, McCartney, Murphy

Nicholls State: Bell, Kelley, Olugbode, Powell

Oregon: Awuzie, Liufau, Olugbode, Spruce

Arizona State: McCartney, Murphy, Powell, Spruce

Arizona: Bell, Murphy, Powell, Spruce

Oregon State: Awuzie, Liufau, Nembot, Olugbode

UCLA: Bell, Nembot, Powell, Spruce

Stanford: Awuzie, Kelley, Liufau, Olugbode

USC: Murphy, Nembot, Powell, Spruce

Washington State: Awuzie, Kelly, Lindsay, Olugbode

SOPHOMORE CAPTAINS

TB Phillip Lindsay and **DE Derek McCartney** are two of just 11 sophomores nationwide who are team captains (of course in CU's case, they are members of the Leadership Council). Others: QB J.T. Barrett, Ohio State; LB Ja'Whaun Bentley, Purdue; OL Austin Corbett, Nevada; LB Zaire Franklin, Syracuse; DL Myles Garrett, Texas A&M; QB Lamar Jordan, New Mexico; QB Brad Kaaya, Miami (Fla.); QB Matt Linehan, Idaho; and DB DeAndre Scott, Arizona State.

DÉJÀ VU: STARTING TWINS

The Buffs were the only team in the country (FBS) who had twins that are both in the starting lineup, until **Jeromy Irwin** was lost for the season with a knee injury in the UMass game. He was starting at left tackle and **Sean Irwin** at tight end. The duo started three games in 2014 (the first two against CSU and Massachusetts and the finale against Utah). Several other teams have twins, and in a few cases, more than one set, but the Irwins were the only starting pair to start the season; they're technically not twins—they're two-thirds of a set of triplets (the other brother doesn't play football).

CONSTRUCTION UPDATE

The second of three phases of CU's \$156 million Athletic Complex Expansion is nearing completion; the first phase was a redesign of the north end zone and northeast seating areas (completed last September); the second phase is the Champions Center (offices, locker rooms, meeting rooms) and a renovation of a good portion of the Dal Ward Center; and the third phase is well underway—the indoor practice facility—which is targeted for completion after the first of the year. The six-story Champions Center also houses the CU Sports Medicine & Performance Center, a state-of-the-art medical facility that occupies the entire second floor of the building; it opened on August 18 and serves the public during the week and on game days can literally serve as on-site hospital for injuries (e.g., it has its own MRI). The football coaches and players moved into their new digs over a two-week period at the start of August, while the rest of the administration and Olympic coaches transitioned in shifts.

OBSCURE NOTES OF THE YEAR

► CU did not start a freshman, true or redshirt, in the season opener (at Hawai'i) for the first time since **2005**; the Buffs had started at least one true freshman on either offense or defense in each of the last four seasons prior to his year as well.

► CU's win over UMass came in the program's 1200th game; the Buffs also won their 100th, 200th, 300th, 400th, 500th, 700th, 800th, 900th and 1000th.

► **PPP (Pass Protection & Picks):** Colorado did not throw an interception or allow a quarterback sack in the Massachusetts, Colorado State or Nicholls State games; how rare is that to accomplish in back-to-back-to-back games? The last time it happened was back in 1989, when the Buffs went three straight games without either (Oct. 7-21: wins over Missouri, Iowa State and Kansas); that's believed to be the only other time it has happened in documented history (records back to 1946; though CU started tracking sacks in the late 1960s, there is only one stretch prior to 1989 where CU went four straight games without an interception – 1985 – but did allow a sack in that span). *Thus, four straight games without allowing a sack or throwing a pick has not occurred at Colorado.*

► Against Nicholls State, kickoff coverage played a huge role in field position: the Colonels average start was at their own 15; all five returns attempted by Nicholls didn't make it out to the 20 (the average was their 12: each at the 11-, 3-, 13-, 18- and 13-yardlines). Credited with tackles inside-the-20 were **FB Jordan Murphy** (two) and **OLB Jaleel Awini**, **S Ryan Moeller** and **ILB Ryan Severson** with one.

► Colorado did not have a negative play on offense against Nicholls until its 92nd and 93rd plays—two kneel-downs at the end of the game.

► They come in bunches: **CB Ahkello Witherspoon** had his first career interception against Oregon and then recorded his second in the next game at Arizona State; **S Jered Bell** had two against Nicholls State, and last year, **S Tedric Thompson** had three in a span of four games. After making only three in 2014 (and none in the last eight games), the Buffs are on pace to pick off their most passes since 2007 (15), 2001 (17) or 1992 (18); the latter is generally considered to have one of CU's top secondaries ever with two Thorpe Award winners. Colorado had an interception in six straight games to open the season (the last time with picks in six straight in the same season was a six-game stretch in 2004).

Eight different Colorado players have interceptions in 2015, the most since nine had picks in 2007 (seven snared throws in 2010). The most CU players with interceptions in a season were 13 in 1976; 11 picked off passes in '77 and '88.

COLORADO AMONG THOSE WITH FEWEST SENIORS

Colorado has just 15 seniors on its roster this fall, including four juniors in their fourth-year who have decided to play their final seasons of college football (all walk-ons in position to graduate by next May: **C Vincent Arvia**, **OL Ed Caldwell**, **FB John Finch** and **WR/H Colin Johnson**). But Colorado has just three seniors at offensive skill positions (Johnson, **TB Christian Powell** and **WR Nelson Spruce**; the research did not count fullback). Those with the fewest seniors at those skills position (QB, RB, WR, TE):

School	Seniors/Skill Pos.	School	Seniors/Skill Pos.	School	Seniors/Skill Pos.	School	Seniors/Skill Pos.
UCF	0	Syracuse	1	Colorado	3	Texas-El Paso	3
Kentucky	1	Wake Forest	1	Miami, Fla.	3	Washington State	3
Nevada	1	Eastern Michigan	2	Minnesota	3	Wyoming	3
Old Dominion	1	Florida State	2	Ohio State	3	Seven with	4
Pittsburgh	1	Louisville	2	Purdue	3		

YOUNGIN'S

Colorado is among the nation's leaders when it comes to playing freshmen – true and redshirt – this season; the Buffs are tied for 29th. The numbers:

School (True/RS)	No.	School (True/RS)	No.	School (True/RS)	No.	School (True/RS)	No.
Rice (10/21)	31	Texas (17/9)	26	Tennessee (17/5)	22	Tulane (10/10)	20
TCU (15/15)	30	Wyoming (16/10)	26	Temple (7/15)	22	Colorado (6/13)	19
Brigham Young (16/13)	29	Georgia (22/2)	24	Army (21/0)	21	Eastern Michigan (6/13)	19
Clemson (14/14)	28	Georgia Tech (10/13)	23	Kentucky (8/13)	21	South Carolina (11/8)	19
Florida Atlantic (16/12)	28	Mississippi State (4/19)	23	Old Dominion (6/15)	21	Kansas	18
Florida State (14/14)	28	UCF (13/10)	23	Syracuse	21	Minnesota (9/9)	18
Boston College (16/10)	26	Wake Forest (9/14)	23	UTSA (12/9)	21	North Texas (8/10)	18
N.C. State (16/10)	26	Penn State (5/17)	22	Wisconsin (4/17)	21	Akron	17
USC (15/11)	26	SMU (11/11)	22	Oregon State (4/16)	20		

FINAL 2014 RECORD COUNT

When all was said and done following the 2014 season, and with a finely-tuned audit of CU's expansive records book, the Buffaloes broke, established or tied **136** records over the course of the year (team and individual). Most were on offense, with **QB Sefo Liufau** breaking or tying 54, and **WR Nelson Spruce** etching his name in it 34 times (both also have records they set in other seasons).

CAREER CHART WATCH

Here's where Buffaloes rank on some of CU's all-time statistical charts through games of November 14 (*Note: Colorado does not count bowl stats into career totals to protect past history, thus career numbers for players past and present will differ from NCAA*):

- ⇒ **TB MICHAEL ADKINS** is 42nd in rushing yards (**1,145**).
- ⇒ **CB CHIDOBE AWUZIE** is 18th in pass deflections (**20**), is 64th in tackles (**207**) and third in sacks by a defensive back (**5**);
- ⇒ **SS JERED BELL** is tied for 22nd in interceptions (**7**).
- ⇒ **WR BRYCE BOBO** is 56th in receptions (**45**).
- ⇒ **CB KEN CRAWLEY** is fourth in pass deflections (**35**) and is 69th in total tackles (**200**).
- ⇒ **WR SHAY FIELDS** is 18th in receptions (**92**) and is 22nd in receiving yards (**1,084**).
- ⇒ **ILB ADDISON GILLAM** is 66th in total tackles (**204**).
- ⇒ **PK DIEGO GONZALEZ** is tied for 17th in kick scoring (**87**) and is 14th in field goals made (**18**).
- ⇒ **TB PHILLIP LINDSAY** is 53rd in rushing yards (**996**) and is seventh in kickoff return yards (**969**).
- ⇒ **QB SEFO LIUFAU** is second in passing yards (**7,397**), second in touchdown passes (**49**), first in completions (**688**), third in attempts (**1,093**), first in completion percentage (**62.9**), second in total plays (**1,309**) and is first in total offense (**7,842**).
- ⇒ **FS MARQUES MOSLEY** is 19th in kickoff return yards (**604**).
- ⇒ **FB JORDAN MURPHY** is 13th in special teams points (**58**).
- ⇒ **TB CHRISTIAN POWELL** is 17th in rushing yards (**2,039**), is 41st in scoring (**108** points), tied for 20th in rushing touchdowns (**18**) and 80th in receptions (**33**).
- ⇒ **ILB RYAN SEVERSON** is 10th in kickoff return yards (**872**) and tied for 10th in special teams points (**61**).
- ⇒ **WR NELSON SPRUCE** is first in receptions (**289**), first in receiving yards (**3,236**), tied for first in touchdown receptions (**22**), tied for fourth in 100-yard games (**8**), fifth in yards from scrimmage (**3,238**) and seventh in all-purpose yards (**3,484**).

SON OF A BUFF ... OR GRANDSON ... OR COUSIN

There are four current Buffaloes who are following in the legacies of their fathers, who at one time donned the CU football uniform. The legacies: **DE Aaron Howard** (Paul), **OL Alex Kelley** (Karry, OL, 1976-79), **DE Derek McCartney** (Shannon Clavelle, DT, 1993-95) and **DT Clay Norgard** (Erik, C, 1987-88). Another, **WR Peter Lynch**, is the grandson of Gary Nady (E, 1956-57). Three others had cousins who previously lettered: **TE Brian Boatman** (Joe Liley, golf, 1998-2001), **LB Deaysean Rippey** (Doug Rippey, LB, 2009-12) and **DB Evan White** (J.J. Billingsley, SS, 2002-06).

THE BUFFS & NFL STADIUMS

Colorado once again played in an NFL stadium in 2015 when defeated rival Colorado State in Denver in overtime, 27-24, on Sept. 19. The Buffs have played 20 games to date in seven current NFL venues, owning a record of **11-9** (7-5 in Denver, 1-0 in Foxborough, 1-0 in San Diego, 1-0 in Seattle, 1-2 in Houston, 0-1 in Jacksonville and 0-1 in Kansas City). All-time, the Buffs are **17-20-1** playing games in stadiums that simultaneously hosted NFL teams (9-6 in Denver, 1-0 in Foxborough, 1-0 in Irving, 1-0 in San Diego, 1-0 in Seattle, 2-3 in Houston, 1-2 in Miami 1-2 in Tempe, 0-2-1 in Anaheim, 0-1 in Jacksonville, 0-1 in Kansas City and 0-3 in Los Angeles).

TOP DOG ... TWO DOWN, ONE TO GO

There are dozens of receiving records, but the three most coveted are total receptions, yards and touchdowns. Senior **WR Nelson Spruce** now has two of these in his back pocket—his third catch against Massachusetts was No. **216** of his career, which enabled him to pass Scotty McKnight, who had 215 from 2007-10; he now has **289** receptions (and is the Pac-12's all-time leader as well). Against Nicholls State, he earned the career yards mark, overtaking Michael Westbrook's 2,548 he had from 1991-94; he has **3,236** yards and counting. And with **22** touchdowns, he is tied with McKnight for the career mark in scores.

➤ **Congratulations Text.** Westbrook sent Spruce a congratulatory text message after he broke his record. "It's not something I expected at all," Spruce said. "Anytime those legends of the programs reach out to you, it's really special. I'm glad he took the time to do that."

➤ **Spruce** is also the first CU player to have 60, 70 and 80 or more receptions in a single-season twice, and the first to have 50-plus three times.

SPRUCE UPS ANTE SECOND HALF OF COLLEGIATE CAREER

Spruce was basically on fire all of 2014 and advanced as one of 10 semifinalists for Biletnikoff Award, which is presented to the nation's top receiver (he did not advance to finalist stage). He set 34 records, three in concert with others, and tied two more, and he's in position to shatter almost all remaining ones. Something clicked with him late in his sophomore season; working with receivers coach **Troy Walters** specifically, he improved at turning up field to increase his yards after the catch, thus turning him into one of the most prolific receivers in the nation. A closer look (FDE—first downs earned):

Span	No.	Yards	Avg.	TD	FDE	20+	10+
First 21 games	81	838	10.3	5	50	6	36
Last 26 games	208	2,398	11.5	17	118	25	93
Totals	289	3,236	11.2	22	168	31	129

In 2014, Spruce had **106** receptions for **1,198** yards and **12** touchdowns; he set CU's single season record for receptions and receiving TD's. He was seventh nationally in receiving TDs (he had the longest consecutive streak in the nation with one in seven straight games until being shut out by Oregon State), finished third nationally in receptions per game (**8.8**) and 13th in receiving yards per game (**99.8**), all against what was determined to be the nation's **26th** toughest schedule.

➤ His **12** touchdown receptions in 2014 covered **370** total yards, or **30.8** per (54, 12, 70, 3, 15, 31, 71, 12, 6, 25, 5, 66). His three in 2015: **42** (18, 15, 9).

Here's a look at the longest reception streaks in Colorado history (*bowl games NOT included; for streaks to be considered continuous, player has to appear in all CU games during time span; if did not play or missed due to injury, streak is considered stopped*):

Player	Dates	Games	(Multi)	Player	Dates	Games	(Multi)
*Scotty McKnight	Sept. 1, 2007-Nov. 26, 2010	48	(42)	Rae Carruth	Sept. 2, 1995-Nov. 29, 1996	22	(22)
Nelson Spruce	Nov. 23, 2012-current	37	(36)	Derek McCoy	Sept. 21, 2002-Nov. 28, 2003	22	(20)
Monte Huber	Sept. 16, 1967-Nov. 22, 1969	30	(26)	(—denotes caught at least one pass in every game in his career)			
Charles E. Johnson	Oct. 26, 1991-Nov. 20, 1993	27	(22)				

SPRUCE ENJOYED HISTORIC YEAR

WR Nelson Spruce joined a pretty exclusive club in 2014, becoming the eighth player in Pac-12 history to make 100 or more receptions in a season (he did so less than an hour after Washington State's Vince Mayle reached the plateau earlier on the same day: November 22). It hasn't been all that common by players who play in the so-called power conference; 32 have snared triple digits in a season. A look at triple-digit catchers in the Pac-12 history:

Rk	Player, School (Season)	No.	Rk	Player, School (Season)	No.	Rk	Player, School (Season)	No.
1	Brandin Cooks, Oregon St. (2013)	128	4	Nelson Spruce, Colorado (2014)	106	7	Keyshawn Johnson, USC (1995)	102
2	Marquise Lee, USC (2012)	118	4	Vince Mayle, Washington St. (2014)	106	8	Dameane Douglas, California (1998)	100
3	Robert Woods, USC (2011)	111	6	Nelson Agholor, USC (2004)	104			

SPRUCE IN THE LEAD PACK

Spruce is now the nation's active leader in career receptions, zooming into the top spot after catching 10 balls at Washington State. The "short" list:

Player, School	Receptions	Yards	Avg.	TD	Player, School	Receptions	Yards	Avg.	TD
Nelson Spruce, Colorado, Sr.	289	3,236	11.2	22	Tajae Sharpe, Massachusetts, Sr.	271	3,348	12.3	16
J.D. McKissic, Arkansas St., Sr.	280	2,752	9.8	10	Tyler Boyd, Pittsburgh, Jr.	243	3,238	13.3	21

SPRUCE ALSO ON THE "CONSECUTIVE" LIST(S)

Spruce also has the sixth most consecutive games making at least one reception — **37** — which is second in the Pac-12 Conference behind Arizona State's D.J. Foster, the national leader with **51**. The list through games of November 21:

Player, School	Consecutive Games	Player, School	Consecutive Games	Player, School	Consecutive Games
D.J. Foster, Arizona State (Sr.)	51	Jaydon Mickens, Washington (Sr.)	40	Bryce Treggs, California (Sr.)	37
Alonzo Russell, Toledo (Sr.)	48	Nelson Spruce, Colorado (Sr.)	37	Tommy Lee Lewis, Northern Illinois (Sr.)	36
Tajae Sharpe, Massachusetts (Sr.)	46	Rashon Ceaser, Louisiana-Monroe (Sr.)	37	Rashard Higgins, Colorado State (Jr.)	36
Dom Williams, Washington State (Sr.)	42	Shaquille Washington, Cincinnati (Sr.)	37		

AND ON THE ALL-TIME PAC-12 CAREER LISTS

Spruce has also been climbing up the Pac-12 charts; a look through games of November 21:

RECEPTIONS

Rk	Player (Seasons)	No.
1	Nelson Spruce, CU (2012-15)	289
2	Mike Thomas, UA (2005-08)	259
3	Derek Hagan, ASU (2002-05)	258
4	Robert Woods, USC (2010-12)	251
5	Troy Walters, Stanford (1996-99)	248
5	Marquise Lee, USC (2011-13)	248

RECEIVING YARDS

Rk	Player (Seasons)	Yards
1	Troy Walters, Stanford (1996-99)	4,047
2	Derek Hagan, ASU (2002-05)	3,939
3	Mike Hass, OSU (2002-05)	3,924
7	Bobby Wade, Arizona (1999-2002)	3,351
8	Brandin Cooks, Oregon State (2011-13)	3,272
9	Dennis Northcutt, Arizona (1996-99)	3,252
10	Nelson Spruce, CU (2012-15)	3,236

TOUCHDOWNS

Rk	Player (Seasons)	TDs
1	Dwayne Jarrett, USC (2004-06)	41
2	Four with	32
15	Two with	25
24	Five with	23
29	Nelson Spruce (2012-15)	22

MAKING HIS MARK IN THE NCAA

With his 289 receptions, Spruce is now **22nd** all-time on the NCAA career list – with one game remaining, he has an outside shot at becoming just the 12th player in NCAA Division I/FBS history to record **300** catches (but would need 11 in the season finale at Utah). A look at the all-time leaders:

ALL-TIME NCAA RECEPTION LEADERS

Rk	Player (Seasons)	No.	Rk	Player (Seasons)	No.
1	Justin Hardy, East Carolina (2011-14).....	387	12	Arnold Jackson, Louisville (1997-00).....	299
2	Ryan Broyles, Oklahoma (2008-11).....	349	13	Trevor Insley, Nevada (1996-99).....	298
3	Tommy Shuler, Marshall (2008-11).....	322	13	Freddie Barnes, Bowling Green (2006-09).....	298
4	Tyron Carrier, Houston (2008-11).....	320	15	Geoff Noisy, Nevada (1995-98).....	295
5	Taylor Stubblefield, Purdue (2001-04).....	316	16	Rashaun Woods, Oklahoma State (2000-03).....	293
6	Josh Davis, Marshall (2001-04).....	306	16	Davone Bess, Hawai'i (2005-07).....	293
6	Jordan White, Western Michigan (2007-11).....	306	18	Jason Rivers, Hawai'i (2003-07).....	292
6	Eric Page, Toledo (2009-11).....	306	18	Dorien Bryant, Purdue (2004-07).....	292
9	Antonio Brown, Central Michigan (2007-09).....	305	18	Jarrett Dillard, Rice (2005-08).....	292
10	Taurean Henderson, Texas Tech (2002-05).....	303	21	Bryan Anderson, Central Michigan (2006-09).....	290
11	Kendall Wright, Baylor (2008-11).....	302	22	Nelson Spruce, Colorado (2012-15).....	289

FIELDS THIRD FASTEST TO 1,000

WR Shay Fields was just starting to come into his own, with back-to-back 100-yard games against Arizona State (5-103) and Arizona (8-168, 2 TD) before suffering a high ankle sprain in his second touchdown grab against the Wildcats (he sat out the Oregon State game). He reached the **1,000** yards plateau in 20 career games, tied for the third fastest to do so; in the process he became the 26th Buff to haul in passes for 1,000 yards. He has caught at least one pass in 22 of 23 games, and has five career catches for over 50 yards (four going for scores).

FASTEST TO 1,000 CAREER RECEIVING YARDS (Games)

Player	Games	Receptions	Player	Games	Receptions	FIELDS / LONGEST PLAYS (50+)
Michael Westbrook, 1991-94	17	65	Nelson Spruce, 2012-15	23	91	75 at Arizona, Nov. 8, 2014 (TD)
Paul Richardson, 2010-13	18	65	Rae Carruth, 1992-96	24	60	72 vs. Arizona, Oct. 17, 2015 (TD)
Loy Alexander, 1983-85	20	72	Scotty McKnight, 2007-10	24	88	67 at Arizona State, Oct. 10, 2015
Shay Fields, 2014-15	20	83	Charles Johnson, 1990-93	26	51	65 vs. Colorado State, Sept. 19, 2015 (TD)
Phil Savoy, 1994-97	22	75	**Mike Pritchard, 1987-90	38	37	52 vs. Utah, Nov. 29, 2014
Toney Clemons, 2010-11	23	79	(*--record for quickest to 1,000 with least receptions).			

FIELDS HAS THIRD-MOST CATCHES THROUGH SOPHOMORE SEASON

With one game remaining, **WR Shay Fields** has recorded the third-most receptions (and the third-most yards) by any player in CU history through their sophomore season. A closer look at this Colorado's "Who's Who":

MOST RECEPTIONS, FRESHMAN & SOPHOMORE SEASONS COMBINED

Rk	Player (Seasons)	No.	Yards	Avg.	TD
1	Nelson Spruce (2012-13).....	99	1,096	11.1	7
2	Michael Westbrook (1991-92).....	98	1,369	14.0	13
3	Shay Fields (2014-15).....	92	1,084	11.8	8
4	Scotty McKnight (2007-08).....	89	1,007	11.3	9
5	Paul Richardson (2010-11).....	73	1,069	14.6	11

APSAY 11TH FRESHMAN AT COLORADO TO START A GAME AT QUARTERBACK

Redshirt freshman QB Cade Apsay became just the 11th freshman in school history to start a game at quarterback at Colorado (the fifth redshirt frosh to do so) when he took the first snap at Washington State on November 21. He had the seventh most passing yards in a starting debut by a CU quarterback, the third most by a freshman). A closer look at every freshman's first career start at CU as well as the top 10 performances ranked by passing yards:

FRESHMAN PERFORMANCES, FIRST CAREER START AT COLORADO

Quarterback	Date	Opponent	Result	Passing
Randy Essington	10/18/80	at Missouri	L 7-45	22-11-1, 58 , 0 td
*Steve Vogel	10/24/81	at Iowa State	L 10-17	16-12-0, 89 , 0 td
Marc Walters	11/22/86	at Kansas State	W 49-3	4-4-0, 111 , 1 td
Koy Detmer	10/17/92	OKLAHOMA	T 24-24	50-33-5, 418 , 2 td
*Zac Colvin	10/23/99	at Iowa State	W 16-12	23-14-1, 116 , 1 td
Craig Ochs	10/07/00	at Texas A&M	W 26-19	25-15-0, 239 , 1 td
*Cody Hawkins	9/01/07	Colorado State (Denver; OT)	W 31-28	31-18-1, 201 , 2 td
Tyler Hansen	10/25/08	at Missouri	L 0-58	16-12-0, 72 , 0 td
*Nick Hirschman	10/29/11	at Arizona State	L 14-48	7-4-0, 52 , 0 td
Sefo Liufau	10/19/13	CHARLESTON SOUTHERN	W 43-10	20-14-0, 198 , 1 td
*Cade Apsay	11/21/15	at Washington State	L 3-27	40-26-2, 238, 0 td

(*—redshirt freshman)

MOST PASSING YARDS GAINED, FIRST CAREER START AT COLORADO

Quarterback, Class	Date	Opponent	Result	Passing
Koy Detmer, Fr.	10/17/92	OKLAHOMA	T 24-24	50-33-5, 418 , 2 td
Kordell Stewart, Soph.	9/05/92	COLORADO STATE	W 37-17	36-21-1, 409 , 4 td
Joel Klatt, Soph.	8/30/03	Colorado State (Denver)	W 42-35	34-21-0, 402 , 4 td
John Hessler, Soph.	9/30/95	at Oklahoma	W 38-17	34-24-0, 348 , 5 td
Mike Moschetti, Jr.	9/05/98	Colorado State (Denver)	W 42-14	32-21-0, 257 , 3 td
Craig Ochs, Fr.	10/07/00	at Texas A&M	W 26-19	25-15-0, 239 , 1 td
Cade Apsay, Fr.-RS	11/21/15	at Washington State	L 3-27	40-26-2, 238, 0 td
Cody Hawkins, Fr.-RS	9/01/07	Colorado State (Denver; OT)	W 31-28	31-18-1, 201 , 2 td
Sefo Liufau, Fr.	10/19/13	CHARLESTON SOUTHERN	W 43-10	20-14-0, 198 , 1 td
Erik Greenberg, Soph.	9/20/03	at Florida State	L 7-47	30-14-0, 192 , 1 td

LIUFAU ON CU'S ALL-TIME PASSING LISTS

QB Sefo Liufau's assault on the top career passing marks, as well as total offense, at Colorado through his junior year (cut short due to an injury):

PASSING ATTEMPTS

Rk	Player (Seasons)	Att
1	Cody Hawkins (2007-10)	1,214
2	Joel Klatt (2002-05)	1,095
3	Sefo Liufau (2013-15)	1,093
4	Tyler Hansen (2008-11)	872
5	Kordell Stewart (1991-94)	785

COMPLETIONS

Rk	Player (Seasons)	Com-
1	Sefo Liufau (2013-15)	688
2	Cody Hawkins (2007-10)	667
3	Joel Klatt (2002-05)	666
4	Tyler Hansen (2008-11)	505
5	Kordell Stewart (1991-94)	456

PASSING YARDS

Rk	Player (Seasons)	Yards
1	Cody Hawkins (2007-10)	7,409
2	Sefo Liufau (2013-15)	7,397
3	Joel Klatt (2002-05)	7,375
4	Kordell Stewart (1991-94)	6,481
5	Tyler Hansen (2008-11)	5,705

TOUCHDOWN PASSES

Rk	Player (Seasons)	TD
1	Cody Hawkins (2007-10)	60
2	Sefo Liufau (2013-15)	49
3	Joel Klatt (2002-05)	44
4	Koy Detmer (1992-96)	40
5	Tyler Hansen (2008-11)	35

COMPLETION PERCENTAGE

Rk	Player (Seasons)	Pct.
1	Sefo Liufau (2013-15)	62.9
2	Joel Klatt (2002-05)	60.8
3	Mike Moschetti (1998-99)	60.3
4	Koy Detmer (1992-96)	58.9
5	Kordell Stewart (1991-94)	58.1

TOTAL OFFENSE

Rk	Player (Seasons)	Yards
1	Sefo Liufau (2013-15)	7,842
2	Kordell Stewart (1991-94)	7,770
3	Cody Hawkins (2007-10)	7,250
4	Joel Klatt (2002-05)	7,245
5	Sefo Liufau (2013-15)	6,183

LIUFAU TD STREAK COMES TO AN END

Sophomore QB Sefo Liufau was "activated" from a potential redshirt year in the fourth game in 2013, and proceeded to throw at least one touchdown pass in the first 20 games of his career until being shutout in the '15 season opener at Hawai'i (it was also the longest active streak in the nation at the time). It tied for the fifth longest streak in Pac-12 annals (he matched a familiar name from down the road in John Elway). The old marks for both overall and for the first games to start a career was nine, by Koy Detmer in 1996 and Cody Hawkins in 2007. Liufau also set the CU school record for the most TD passes in a sea son last year (28; old mark was 22 by Detmer in 1996), and with multiple TD passes in 12 straight games over the 2013-14 seasons, it was the fourth longest such streak in Pac-12 history. CU was driving late in the game at Hawai'i and it appeared Liufau would have had an opportunity to extend the streak, but CU was denied an opportunity for one last play when an official trying to get the ball to another hit a UH player with it and it rolled away as the clock expired. **Liufau has at least one TD pass in 27 of 30 career games** (through November 7).

ALL-TIME PAC-12 STREAKS

Player, School	Seasons	Streak
Marcus Mariota, Oregon	2012-14	41
Steve Stenstrom, Stanford	1992-94	25
Jason Gesser, Washington St.	2001-02	25
Matt Leinart, USC	2003-04	24
John Elway, Stanford	1981-82	20
Rudy Carpenter, Arizona St.	2006-08	20
Sefo Liufau, Colorado	2013-14	20

ALL-TIME PAC-12 MULTIPLE TD STREAKS

Player, School	Season(s)	Streak
Andrew Luck, Stanford	2010-12	16
Matt Leinart, USC	2003-04	15
Marcus Mariota, Oregon	2014	13
Sefo Liufau, Colorado	2013-14	12
Willie Tuitama, Arizona	2007-08	9

LIUFAU CLIMBING CHARTS IN PLAYS

QB Sefo Liufau had easily been a part of the most plays (858) by the end of a sophomore year in CU history. He now ranks second all-time on the CU charts, the fifth to participate in 1,000 plays, and he continues to climb. A look at who's been a part of the most plays in Colorado annals (700-plus):

TOTAL PLAYS IN A CU UNIFORM

Rk	Player (Seasons)	Rush	Pass	Total
1	Cody Hawkins (2007-10)	121	1,214	1,335
2	Sefo Liufau (2013-15)	216	1,093	1,309
3	Joel Klatt (2002-05)	118	1,095	1,213

Rk	Player (Seasons)	Rush	Pass	Total
4	Kordell Stewart (1991-94)	302	785	1,087
5	Tyler Hansen (2008-11)	279	872	1,051
6	Rodney Stewart (2008-11)	2	809	811

Rk	Player (Seasons)	Rush	Pass	Total
7	Mike Moschetti (1998-99)	186	607	793
8	Steve Vogel (1981-84)	94	688	782
9	Eric Bieniemy (1987-90)	3	699	702

LIUFAU SIXTH TO CRACK 100, FIRST TO DO IT TWICE

QB Sefo Liufau became the sixth player in CU history to throw at least 100 passes without an interception, reaching the plateau in CU's win over Nicholls State. The streak reached 107 before Oregon picked him off on his third throw of the game; he then went his next 46 without a pick until early in the Arizona State game, and then had another run of 118 before his one to become the first Buff with two streaks of 100+. Here are the longest streaks in CU history:

139	Joel Klatt	(five games, Oct. 15 to Nov. 12, 2005)
131	Tyler Hansen	(four games, Sept. 3 to Oct. 1, 2011)
118	Sefo Liufau	(four games: Oct. 10 to Oct. 31, 2015)
114	Cody Hawkins	(four games, Oct. 9 to Nov. 6, 2010)
107	Sefo Liufau	(four games, Sept. 3 to Oct. 3, 2015)
104	Craig Ochs	(four games, Oct. 14 to Nov. 4, 2000)

100	John Hessler	(six games: Sept. 2 to Oct. 7, 1995)
99	Darian Hagan	(six games: Sept. 21 to Nov. 2, 1991)
98	Kordell Stewart	(1994)
92	Sal Aunese	(1988)
90	Mike Moschetti	(1998)
90	Joel Klatt	(2002-03)

ONE OF JUST 18

Liufau is one of just 18 current players in the FBS who has scored a touchdown rushing and receiving, while also passing for one in their careers:

David Anaya	RB	New Mexico
Tommy Armstrong	QB	Nebraska
Devontae Booker	RB	Utah
Trevone Boykin	QB	TCU
Pharoh Cooper	WR	South Carolina
Joshua Dobbs	QB	Tennessee

Carlos Harris	WR	North Texas
Fredi Knighten	QB	Arkansas State
Tommylee Lewis	WR	Northern Illinois
Sefo Liufau	QB	Colorado
Braxton Miller	WR	Ohio State
Dak Prescott	QB	Mississippi State*

Maxwell Smith	QB	San Diego State
Luke Turner	TE	Rice
Greg Ward Jr.	QB	Houston
David Washington	WR	Old Dominion
Marquise Williams	QB	North Carolina
Jonathan Williams	RB	Arkansas

COLORADO BY THE NUMBERS IN 2015

- 9:08 (p.m.)** The time the CU-Oregon game kicked off, the latest a CU football game ever started in Boulder (after **61** minutes of delays, TV and weather).
- 12:31 (a.m.)** The time the CU-Oregon game ended, the latest a CU football game ever ended in Boulder.
- 2:57 (a.m.)** The time the CU-Hawaii game ended in Colorado, the latest a CU sporting event ever ended in the Mountain Time Zone, home or away.
- 5:28 (a.m.)** The time the Buffs arrived back in Boulder after the Washington State game, which kicked off at 8:51 p.m. MST.
- 5:32 (a.m.)** The time the Buffs arrived back in Boulder after the Oregon State game, which kicked off at 8:37 p.m. MDT.
- 3** The number of interceptions by Colorado in the first two games of the season, or its total for all of 2014 (CU now has **12**).
- 3** The number of consecutive games that CU did not allow a quarterback sack or throw an interception (UM-CSU-NSU; the second time in its history).
- 3:22** The average length of CU's games in 2015 (the quickest being **3:00** vs. Stanford; the longest **3:48** at Hawai'i).
- 6** The number of true freshmen the Buffs have played in 2015 (**1** offense/**4** defense/**1** specialist), one more than last year's total.
- 8** The number of fumbles by CU tailbacks (on offense) in **36** games under Mike MacIntyre (**929** carries; **4** this year in **333**).
- 8** The number of CU players with an interception this season, the most since nine had picks in 2007.
- 8-2** Colorado's non-conference record over the last three seasons under Mike MacIntyre.
- 13.0** The *second* down efficiency by Hawai'i (**3-of-23**), the best figure by the CU defense since the 2012 season opener (CSU, 2-of-20).
- 13** The number of consecutive weeks CU will play this season, matched only by CU's opening opponent, Hawai'i.
- 14:05** Colorado's time of possession in the second quarter against UCLA, a program record (the NCAA record is 15:00—Auburn vs. South Carolina in 2006; 3Q).
- 18** The number of games in CU history where the Buffs did not commit a turnover or allow a quarterback sack (two this year, vs. UMass and CSU).
- 18** The number of players making their debut in CU uniform in the season opener at Hawai'i (including **2** who started, DL's Carrell and Jackson).
- 18** The number of players earning first downs for Colorado so far this season (**13** different players earned at least one versus Nicholls State).
- 20** The consecutive games with at least one touchdown pass by **QB Sefo Liufau** until shut out of one at Hawai'i (was the nation's longest streak).
- 21.9** The average number of seconds between plays by the Colorado offense (**937** plays/**28** FGA/**62** punts, 375:05 possession time, or **22,505** seconds).
- 23** The number of first-time starters in 2015 for Colorado (**12** offense/**11** defense).
- 25.1** The average length (yards) of **WR Nelson Spruce's** **22** career touchdown receptions (**552** total yards).
- 28** The number of Colorado games played in less than three hours since 1990 (out of **315** games; none last two seasons).
- 30** The combined points scored in CU win at Oregon State and loss at WSU, the fewest in a Colorado game since 2010 (26, in a 26-0 loss at Missouri).
- 37.3** The third down efficiency of opponents against Colorado in the state's borders since the '09 opener (**252-of-676**).
- 37.4** The opponents' combined percentage on third down inside-the-CU 20 (**67-of-179**) in the last 81 games (dating to 2008).
- 38:29** The length between scores by Arizona, the longest span CU has held a league opponent scoreless since joining the Pac-12 in 2011.
- 40** The length of the first career field goal by **PK Diego Gonzalez** at Hawai'i (his second later in the game was from the same distance).
- 40** The number of offensive plays run by Colorado in the second quarter at UCLA; in the period, CU held an astounding **40-4** advantage over the Bruins.
- 52** The number of Buffaloes who have 1,000 or more career rushing yards **TB Michael Adkins** reaching the plateau in the season opener.
- 59** The number of interception return yards CU had in the Hawai'i game (on two picks; CU had **28** on just three interceptions in all of 2014).
- 61** The difference in the number of plays on offense that Colorado ran at UCLA (**114**) than the next week versus Stanford (**53**), largest in school history.
- 65** The number of additional plays on offense that Colorado has run compared to its opponents this season (**151** was the advantage last year).
- 71, 3** The number of plays run in opponent territory, respectively, by CU and Nicholls State in Colorado's 48-0 win.
- 75.7** The average number of plays (plays, kicks, returns) per fumble in the MacIntyre Era at Colorado (**44** fumbles, **3,332** touches).
- 114** The number of offensive plays run by Colorado at UCLA; the most in program history and fourth-most in NCAA history (third-most in regulation).
- 136** The number of consecutive PAT kicks CU kickers have made (**Will Oliver** a school record 102 to end his career; **34** this year).
- 215** The number of rushing yards by Colorado at Hawai'i, the most by the Buffs in a season opener since 2004 (255 against Colorado State).
- 282** The number of passes thrown by the opponent without an interception until a first quarter interception by Chidobe Awuzie at Hawai'i.
- 289** The number of career receptions for **WR Nelson Spruce**, placing him atop CU's and the Pac-12's all-time list (set the record in game two vs. UMass).
- 303** The number of all-time wins Colorado has recorded at Folsom Field since it opened on Oct. 11, 1924 (No. 300 came vs. California in 2013).
- 1,200** The 48-14 win over Massachusetts in CU's second game of the year was the program's 1,200th in its history.
- 3,329** The number of miles CU traveled from Boulder to Honolulu, matching the longest road trip in school history (**6,658** round trip).

And ... Growing Up:

- 34.4** The percentage of plays (**3,304** of **9,603**) that CU underclassmen have played on defense in 2015 (Soph.: **1,904**, Fr.-RS: **913**, Fr.: **487**)...
- 57.1** The percentage of plays (**5,301** of **9,284**) that CU underclassmen played on defense in 2014 (Soph.: **3734**, Fr.-RS: **950**, Fr.: **617**)...
- 44.6** The percentage of plays (**4,943** of **11,088**) that CU underclassmen played on defense in 2013 (Soph.: **2556**, Fr.-RS: **261**, Fr.: **2126**).

MAC III MAKES A SPLASH

CU's legendary and Hall of Fame head coach **Bill McCartney** is often referred to simply as "Mac." Current CU head coach **Mike MacIntyre** is sometimes called "Mac II." His son, **Jay MacIntyre**, might just be "Mac III," but perhaps "J-Mac" will work just as fine. However you want to shorten his name, he made a big splash in CU's 48-0 win over Nicholls State. He caught three passes for 53 yards, including a 38-yard touchdown on a 3rd-&-16 pass from Sefo Liufau in the first quarter; later in the game, he had a 31-yard punt return, the longest by a Buff since Travon Patterson returned one 45 yards against Texas Tech on Oct. 23, 2010. The TD reception came on his first collegiate touch, making it even more special. Now that's happened before at Colorado; not including those players whose first career interception were returned for scores (*see page 27*), here's a list of known players in CU history that scored a TD the first time they touched the football:

Player	Date	Opponent	Score	How
Lamar Meyer	Sept. 18, 1954	DRAKE	W 61-0	26 pass from Frank Bernardi
Gerry Leahy	Sept. 25, 1954	COLORADO STATE	W 46-0	8 pass from Homer Scott
Leon Mavity	Sept. 30, 1961	OKLAHOMA STATE	W 24-0	60 yard punt return
Chuck Morris	Nov. 25, 1961	IOWA STATE	W 34-0	12 pass from Pat Young
Roger Wissmiller	Oct. 20, 1962	at Iowa State	L 19-57	2 pass from Frank Cesarek
Larry Ferguson	Sept. 15, 1973	at Louisiana State	L 6-17	37 yard run
Mike Kerin	Sept. 27, 1975	WICHITA STATE	W 52-0	32 yard pass from Jeff Austin

Player	Date	Opponent	Score	How
Craig Keenan	Sept. 25, 1982	WYOMING	L 10-24	1 yard run
James Kidd	Sept. 11, 1993	BAYLOR	W 45-21	25 yard pass from Vance Joseph
Jeremy Bloom	Aug. 31, 2002	Colorado State	L 14-19	75 yard punt return
DaVaughn Thornton	Nov. 6, 2010	at Kansas	L 45-52	12 yard pass from Cody Hawkins
Scott Fernandez	Nov. 10, 2012	at Arizona	L 31-56	71 yard pass from Connor Wood
Jay MacIntyre	Sept. 26, 2015	NICHOLLS STATE	W 48-0	38 yard pass from Sefo Liufau

2015 SENIORS

No.	Player	Pos.	Ht.	Wt.	Cl.	Exp.	Hometown (High School/Previous College)	Major	TGD
65	*ARVIA, Vincent	OL	5-11	300	Sr.	VR	San Diego, Calif. (Torrey Pines)	Communication & Broadcast News	Dec. '15
21	BELL, Jered	DB	6- 1	195	Sr.	3L	Ontario, Calif. (Colony)	Sociology/Graduated	(Dec. '13)
61	*CALDWELL, Ed	OL	6- 5	300	Sr.	VR	Highlands Ranch, Colo. (Highlands Ranch)	Chemical Engineering	May '16
2	CRAWLEY, Ken	DB	6- 1	180	Sr.	3L	Washington, D.C. (H.D. Woodson)	Sociology	May '16
35	*FINCH, John	FB	5-11	210	Sr.	VR	Park City, Utah (Park City)	Economics	May '16
84	*JOHNSON, Colin	WR	6- 0	185	Sr.	VR	Saratoga, Calif. (St. Francis)	Business-Finance	May '16
17	MOSLEY, Marques	DB	6- 0	180	Sr.	3L	Upland, Calif. (Upland)	Communication	May '16
33	MURPHY, Jordan	FB	6- 0	230	Sr.	2L	Castle Rock, Colo. (Lutheran/Colorado State)	Business-Marketing	Dec. '15
77	NEMBOT, Stephane	OT	6- 7	315	Sr.	3L	Van Nuys, Calif. (Montclair Prep)	International Affairs & Ethnic Studies	Dec. '15
46	POWELL, Christian	TB	6- 0	235	Sr.	3L	Upland, Calif. (Upland)	Communication	May '16
34	SHAW, Hunter	OLB	6- 3	215	Sr.	1L	Atherton, Calif. (Sacred Heart Prep)	Sociology	Dec. '15
69	SMITH, Wyatt Tucker	LS	6- 3	230	Sr.	1L	Gulfport, Miss. (Gulfport/Mississippi Gulfport CC)	Journalism-Broadcast News	May '16
57	SOLIS, Justin	DL	6- 2	325	Sr.	3L	Thousand Oaks, Calif. (Westlake)	Sociology	May '16
22	SPRUCE, Nelson	WR	6- 1	195	Sr.	3L	Westlake Village, Calif. (Westlake)	Business-Finance & Management	Dec. '15
51	#TUSO, John Paul	DL	6- 3	270	Sr.	2L	Englewood, Colo. (Cherry Creek)	Geology	Dec. '15

*—fourth-year seniors foregoing extra year and will play as seniors in 2015; #—suffered career-ending injury, now student assistant coach.

GRADUATION REVIEW

Over the last 14 years, Colorado has had **242** of its **266** seniors graduate, or translating to **91.0** percent in this time frame (including 20 of the 22 seniors in 2014); these are the 2001-2014 senior classes, including those players who received medicals. In addition, one senior has already earned his diplomas as well: **FS Jered Bell** (Sociology). Over the last seven years, 127 of the last 136 have graduated (93.4%), though two of those nine are playing in the NFL and couldn't complete their requirements. NCAA numbers will not match these (it doesn't allow a school to count transfers who graduate, but it does count against a school if it had a player transfer; it also does not count walk-ons). It's one of the reasons the numbers are skewed to be lower than they really are, especially at tougher academic schools like Colorado and its Pac-12 brethren. **TEAM GRADE POINT AVERAGE:** The team's **2.65** cumulative grade point average through the Spring 2015 semester is its third highest on record (data collected since 1996); the team has nine straight semester GPA's over **2.50**.

BALL SECURITY UNDER MAC

The Buffaloes lost two fumbles in the Hawai'i game and then had two straight with none but did suffer three against Oregon, though the steady light rain may have played a factor; and of the four fumbles in the Arizona game, two came on the game's final play when CU tried laterally the ball several times. In **36** games under Mike MacIntyre, CU has not lost a fumble in **15** of those and more than one just six times; CU still has just **44** total fumbles in his time as head coach. In 2013, CU tailbacks didn't have a fumble until the ninth game of the year (at Washington)—the first and only one by any in the group, and did not occur until the 254th carry; in 2014, security was stellar as well. The tailbacks had **343** carries and just three fumbles (two others came on kickoff returns). **Career counts:** **Christian Powell** has just five fumbles in 494 career touches (460 rushes), **Michael Adkins II** just two in 253 touches (226 rushes) and **Phillip Lindsay** four in 283 (210 rushes; two of his fumbles though have come when he was popped pretty hard on kickoff returns).

- In three seasons under MacIntyre, the Buffs have just the **44** fumbles in **3,332** touches, or one for every **75.7** plays (this year: 18 in **1,122** touches: 939 offensive plays (includes two 2 two-point conversions), 124 special team snaps, 59 returns). Four of the "fumbles" were bad center snaps.
- CU established a team record in 2014 for the fewest fumbles in a season — **12** — breaking the mark the '13 team set (14). The six lost fumbles last year were the second fewest ever to five recovered by the opponent in 1956 (out of 23 total). The **12** fumbles came in **1,186** touches (996 offensive plays, 128 special team snaps, 62 returns), or one for every **98.8** touches — and had just **14** in **1,027** touches in 2013.

ADKINS MAKES IT 52 FOR CU IN 1,000-YARD CAREER RUNNERS

In 2013 as a sophomore, **TB Christian Powell** became the **50th** player in Colorado history rush for 1,000 or more yards in a career, and last year, senior **TB Tony Jones** joined him as the 51st; **Michael Adkins** (1,023) became the 52nd to so when he gained 90 yards in the opener at Hawai'i. CU is seventh all-time in 1,000-yard runners; Oklahoma tops the list with 71. The all-time leaders in players who have reached the career 1K and 2K plateaus:

Oklahoma	71/29	West Virginia	50/15	Minnesota	43/13	Michigan State	41/16	-----	New Mexico	25+/13	
Ohio State	66/22	Texas	49/17	Houston	43/13	Florida State	41/14	Boston College	39/17	Michigan	?/20
Southern Cal	65/18	LSU	45/15	Air Force	43/10	Penn State	40/14	Indiana	38/11	Colorado State	?/16
Nebraska	63/28	Iowa	45/13	Syracuse	42/22	Virginia Tech	40/19	Florida	37/17		
Alabama	54/18	Mississippi	45/ 8	South Carolina	42/16	Auburn	40/16	San Diego State	36/13		
Army	53/11	Texas A & M	43/18	Duke	42/ 5	Illinois	40/16	Baylor	34/11		
Colorado	52/18	Georgia Tech	43/13	Virginia	41/17	North Carolina	40/12	Wake Forest	34/11		

In 1989, Colorado had four players on the roster at the same time with at least 1,000 career yards: **TB Eric Bieniemy**, **TB J.J. Flannigan**, **QB Darian Hagan** and **FB Erich Kissick**. Only one other time did the Buffs have three players that had hit that plateau on the same team, in 1993: **FB James Hill**, **TB Rashaan Salaam** and **TB Lamont Warren**.

INSIDE-THE-20

(FACT: CU invented charting the red zone in 1981; as in the NFL, the 20 is not in the red zone in its stats)

In 2014, Colorado had **40** scores in **45** trips when penetrating the opponent 20-yard line (including **29** touchdowns), numbers well up from 2013 (26-of-32, with 14 TDs, so CU doubled its red zone TD production from 2013). The 29 TDs were the second most in the last 19 seasons in the red zone (30 in 2007, otherwise you go back to 33 in 1995); the overall scoring percentage of 88.9 was the best since 1997 (89.7, 35-of-39).

- Under MacIntyre, Colorado is **103-of-127** in the red zone (81.1 percent, 66 touchdowns), and in 2013-14, had the best two-year scoring percentage since 1994-95 (86.7, 91-of-105, 73 TDs). The Buffs have struggled a bit lately and are **37-of-50** this year (and have scored TDs in **17-of-23** goal-to-go situations).

STATISTICALLY SPEAKING

Here's where the Buffs ranked statistically in select categories in the Pac-12 and the NCAA through games of November 21:

TEAM											
Pac12	NCAA	Category	Stat	Pac12	NCAA	Category	Stat	Pac12	NCAA	Category	Stat
9th	71st	RUSHING OFFENSE	165.2	10th	100th	RUSHING DEFENSE	197.3	9th	81st	PUNT RETURNS	6.8
8th	50th	PASSING OFFENSE	239.2	4th	70th	PASSING DEFENSE.....	227.4	3rd	34th	KICKOFF RETURNS.....	23.0
9th	62nd	TOTAL OFFENSE	404.3	7th	90th	TOTAL DEFENSE	424.7	9th	81st	NET PUNTING	36.8
11th	92nd	SCORING OFFENSE	25.5	7th	77th	SCORING DEFENSE	28.1	7th	63rd	TURNOVER MARGIN	+0.17
INDIVIDUAL (Top 25 in conference or top CU leader)											
Rushing				Receptions				Field Goal Pct.			
Pac-12	NCAA	Yds/Gm		Pac-12	NCAA	No./Gm		Pac-12	NCAA	Pct.	
Phillip Lindsay.....	14th	148th	50.4	Nelson Spruce.....	2nd	12th	7.0	Diego Gonzalez	12th	92nd	64.3
Passing Yards				Shay Fields	17th	141st	3.8	Field Goals			
Pac-12	NCAA	Yards		Pac-12	NCAA	Yds/Gm		Pac-12	NCAA	FG/Gm	
Sefo Liufau	7th	40th	2,418	Nelson Spruce.....	5th	35th	78.5	Diego Gonzalez.....	5th	25th	1.50
Passing Efficiency				Shay Fields	12th	121st	54.4	Quarterback Sacks			
Pac-12	NCAA	Rating		Pac-12	NCAA	Avg.		Pac-12	NCAA	Avg./Gm	
Sefo Liufau	10th	76th	126.4	Alex Kinney.....	7th	76th	40.4	Jimmie Gilbert.....	12th	0.42
Completion Pct.				Punt Returns				Interceptions			
Pac-12	NCAA	Rating		Pac-12	NCAA	Avg.		Pac-12	NCAA	Total	
Sefo Liufau	8th	47th	62.2	Nelson Spruce.....	5th	7.1	Jered Bell	12th	117th	0.3
Total Offense				Kickoff Returns				Passes Defended			
Pac-12	NCAA	Yds/Gm		Pac-12	NCAA	Avg.		Pac-12	NCAA	Total	
Sefo Liufau	8th	45th	244.0	Donovan Lee	5th	34th	24.5	Ken Crawley	6th	0.83
All-Purpose				Scoring				Chidobe Awuzie.....	15th	0.67
Pac-12	NCAA	Yds/Gm		Pac-12	NCAA	Pts/Gm		Tackles / Tackles For Loss			
Donovan Lee.....	14th	114th	95.4	Diego Gonzalez.....	12th	83rd	7.3				
Nelson Spruce	21st	158th	83.8								
CU uses coaches' video; numbers do not match.											

IN THE POLLS

Colorado has not been ranked in any *Associated Press* (media) or *USA Today Coaches* poll since November 6, 2005, when the Buffs peaked at No. 21 in the coaches' ballot (No. 22 in the AP and Harris Interactive), but dropped out after a Nov. 12 loss at Iowa State. CU was ranked three times in 2005, reaching No. 18 in the BCS Standings at one point (Nov. 6) and had returned to the polls after a 25-month hiatus on October 9. The Buffs had the 10th longest streak of all-time, as from the 1989 preseason poll through the first five weeks of 1997, CU had a tremendous run of 143 consecutive weeks in the AP poll. CU has been ranked **293** times in its history, tied with Pittsburgh for the 26th most all-time (Georgia Tech is 25th with 300), and has finished in the top four on four occasions, tied for 22nd most (the top four you say? ... the College Football Playoff includes the top four teams; only USC, with 11, has more than CU from the Pac-12).

COLORADO IN THE POLLS – 2015 WEEKLY

A weekly look at where Colorado has placed weekly in each of the three major polls in 2014 (the College Football Playoff committee release its weekly rankings on Tuesdays beginning Nov. 3; RV—denotes received votes; number is place outside top 25):

Poll	PS	9/08	9/13	9/20	9/27	10/04	10/11	10/18	10/25	11/01	11/08	11/15	11/22	11/29	12/05	Final
Associated Press	---	---	---	---	---	---	---	---	---	---	---	---	---	---	---	
USA Today Coaches	---	---	---	---	---	---	---	---	---	---	---	---	---	---	---	
CFP Committee Poll	N/A	N/A	N/A	N/A	N/A	N/A	N/A	N/A	N/A	---	---	---	---	---	---	

43 WINS OVER RANKED TEAMS 18TH BEST SINCE '89

CU's 43 wins over *Associated Press* ranked teams since the start of the 1989 season are the 18th most in the nation in this time frame (26-plus seasons). Florida State has the most (77), followed by Ohio State (73), Florida (72), Alabama (71), LSU (65), Michigan (65), Southern Cal (61), Oklahoma (59), Miami, Fla. (57), Tennessee (54), Oregon (52), Georgia (51), Texas (51), Auburn (51), UCLA (51), Notre Dame (50), Penn State (47), Nebraska (46), **Colorado (43)** and Washington (43). All-time, Colorado's 66 wins over ranked teams are the 23rd most in history. **Since 1989, CU has played the sixth most ranked teams in the nation (125, with a record of 43-80-2), trailing only Florida (136; 72-63-1), LSU (134; 65-69), Alabama 127 (71-55-1) and Michigan 126 (65-59-2); Ohio State has played 124 (73-48-3); the leader in wins, Florida State, has played 118; 77-41.** (AP polls used for these figures; coaches' poll omits teams on probation but the AP does not.)

- Colorado's last three wins over ranked teams came against No. 17 Kansas in 2009 (34-30), No. 21 West Virginia in 2008 (17-14 in OT) and No. 3 Oklahoma in 2007 (27-24), its last over a top 10/top 5 team.
- CU has lost **22** straight against ranked teams, **0-3** this year (0-5 in 2014; last win: 34-30 over Kansas in 2009); the Buffs have lost **26** straight road games against ranked opponents, with the last win a 31-17 over UCLA at the Rose Bowl in 2002.

WEEK-IN AND WEEK-OUT

Colorado and Hawai'i are the only schools playing 13 straight weeks over the course of the 2015 season; the Buffs added a 13th game as it opens the season at Hawaii; the add was Nicholls State on September 26. In all, 22 schools play at least 10 straight weeks this fall:

School	Consecutive Weeks	School	Consecutive Weeks	School	Consecutive Weeks	School	Consecutive Weeks
Colorado	13	Eastern Michigan	11	Ball State	10	Mississippi	10
Hawai'i	13	Louisiana-Monroe	11	Boston College	10	Penn State	10
Arizona	12	Marshall	11	Connecticut	10	Western Kentucky	10
Florida International	12	Nebraska	11	East Carolina	10	Wisconsin	10
Massachusetts	12	Texas Tech	11	Kansas	10		
North Texas	12	Wyoming	11	Louisiana Tech	10		

HEAD COACH MIKE MacINTYRE

Mike MacIntyre is entering his third season as the head coach of the University of Colorado football program, and his sixth season as a collegiate head coach; he has a **10-26** record at Colorado and is **26-47** as a head coach in NCAA Division I (FBS). The 25th full-time head coach in CU history (27th overall) brought an impressive pedigree with him to Boulder, resuscitating a San Jose State Spartan team from a 1-12 record in 2010 to one that finished 11-2 in 2012 and was nationally ranked. A veteran coach of 23 seasons, MacIntyre arrived at San Jose State after two years as the defensive coordinator at Duke University, where he was reunited with head coach **David Cutcliffe** from earlier in his coaching days. Those Blue Devil defenses were among Duke's best statistically over a 20-year span, and in 2009, Duke's five wins were the most in a season by the Blue Devils since 1994. The American Football Coaches Association (AFCA) named him its 2009 FBS Assistant Coach of the Year. Another one of his mentors was the legendary and now Pro Football Hall of Fame coach **Bill Parcells**, and of course, his father, **George MacIntyre**, coached at Vanderbilt (the 1982 national coach of the year).



	Overall	Home	Road	Neutral	2nd Half	Ranked	Unranked	Non-league	League	Bowls
MacIntyre at Colorado.....	10-26	6-12	2-13	2-1	2-16	0-11	10-15	8-2	2-24	0-0
MacIntyre / Career.....	26-47	15-20	9-26	2-1	11-25	0-18	26-29	16-10	10-37	0-0

COLORADO STREAKS: 2-game plus wins, 2-game plus losses: **2, 6**. 3-game plus wins, 3-game plus losses: **1, 6**. 4-game plus wins, 4-game plus losses: **0, 2**. 5-game plus wins, 5-game plus losses: **0, 1**. 6-game plus wins, 6-game plus losses: **0, 1**. Longest winning streak: **1**. Longest losing streak: **9**.

- ◆ MacIntyre, 50, has coached in a total of **329** football games in his career (**73** as a head coach): **170** in NCAA Division I (and another **23** as a grad assistant at Georgia); **82** as a full-time assistant coach in the National Football League; **54** in NCAA Division I-AA (at the time).
- ◆ He became just the second coach at Colorado since 1932 to win his first game at the reins of the Buffaloes (out of 15 coaches), and just the ninth (out of 25) to open with **two** wins. Rick Neuheisel was the last to do both (in 1995).
- ◆ MacIntyre is an '89 graduate of Georgia Tech and is the first Atlantic Coast Conference alum to take over the reins of the CU football program.
- ◆ **MacIntyre On His Roots:** *"I'm the son of a coach. And I received my Ph.D. in coaching from Bill Parcells. I used to sit next to him in staff meetings with the Cowboys. The two most important things I probably learned from him were how to evaluate personnel and how to organize practices."* He says Parcells taught him that quarterbacks learn more in 11-on-11 drills than the standard 7-on-7.
- ◆ He has also been influenced immensely by the late John Wooden (UCLA basketball); he has read all his books numerous times. On his own success: *"It takes a lot of people to be successful, it's never just you. It's everyone around you. The team effort starts before you ever get to the players."*
- ◆ Throughout his coaching career, MacIntyre has crafted an approach to coaching college football that incorporates **"The Four F's"** – Foundation, Family, Future and Football. He believes that if Colorado's student-athletes focus on these 4 F's, it will lead to great things:
Foundation is about becoming a solid person on a daily basis in their daily activities. That includes a commitment to things like self-discipline, perseverance, time management and responsibility;
Family is about being close, caring about each other and being accountable to each other. CU's players have to fully understand how their actions affect their teammates – on the field and in life. They will understand how their actions represent Colorado and their individual legacies;
Future is about putting the necessary energy into their academics; education is their future. Even if our student-athletes go on to play in the NFL for three-to-five years (the average length of a pro career), they need to have an idea about what they want to be the rest of their lives. Football is what they currently do, it's not who they are. Use football to get an education and a better future;
Football is the final F. MacIntyre believes if they have a good foundation, if they're doing the right things, they care about the guys around them and they're doing well academically and know what their future is, when they come to football practice, they are freed up; they'll play better and won't have a lot of baggage.
- ◆ MacIntyre has coached on both sides of the ball, spending four years at Ole Miss (1999-2002) where he started as the wide receivers coach for two seasons and the defensive secondary coach in his final two years. The Rebels posted a 29-19 record in that time with bowl appearances in the 1999 and 2002 Independence Bowls and the 2000 Music City Bowl. The 2001 Rebels ranked fifth nationally in pass defense, allowing just 161.3 yards per game.
- ◆ **The Coin.** MacIntyre always carries the same commemorative coin in his pocket, one his dad received in 1982 as the Bobby Dodd National Coach of the Year. *"I'm the proud son of George MacIntyre,"* he says in referring to his father coaching the Commodores to an 8-4 record that season.
- ◆ **Unique End of Spring.** The coaching staff put the players through one more practice *after* the spring game (in both 2013 and 2014). MacIntyre said it was to go over what they did right and wrong in the game, as well as to teach them how he wanted them to practice on their own in summer workouts.
- ◆ **On players having to be ready at a moment's notice to go into the game:** *"It's the only game in the world where you have 100 guys on the side watching just eleven in the game at any one time. So you're like the dog sitting on the porch. When that rabbit runs by, you've got to be ready to go."*
- ◆ **On playing music at practice:** *"Bill Belichick, Eric Mangini both did it. They believed it enhanced practice in many ways, including maintaining rhythm. It's no different than crowd noise; you're teaching the players to block out distractions, all background noise, yet and at the same time to still hear us."*
- ◆ At Mississippi, among his recruits were quarterback **Eli Manning** and Butkus Award winning linebacker **Patrick Willis**. And along his coaching trail, he has mentored many current and former NFL players including recently retired former Dallas and Cincinnati safety **Roy Williams**, a five-time Pro Bowl player. At Dallas, he also tutored **Terrence Newman**, the former Kansas State cornerback who longtime CU fans certainly remember.
- ◆ Unhappy that he had gained weight since college, slowly adding one or two pounds here and there over the years (and of course recruiting season never helps when the coaches often eat two or even three dinners at various recruits' homes), he decided to do something about it. After the 2013 season, he read the book, *Why Diets Fail Us*; he started to eat much healthier, consumed either one or two nutrition-rich shakes a day (as replacement meals) and increased his workout regimen. The end result was that after six months, he dropped **63** pounds (he now weighs what he did as a junior in high school; he played at 175 in college).
- ◆ **MacIntyre** is a voter in the *USA Today*/ESPN Coaches poll (also did so in 2012), as coaches are now selected by a random draw (he was not drawn for 2013). CU's head coach voted every season from 1987-2009, and the Buffalo coach has now had a vote for the 25 of the last 28 seasons.
- ◆ **CONTRACT.** MacIntyre was officially named CU's 25th full-time head coach on Dec. 10, 2012, and signed a 5-year contract worth just over \$2 million overall (\$250,000 base; \$875,000 radio/TV income, \$875,000 sponsorship income), plus various incentives that add to well over \$1 million. This past February, CU's Board of Regents approved a one-year extension through the 2018 season.

HEAD COACH MIKE MacINTYRE *continued*

- ♦ A 1989 graduate of Georgia Tech (Business Management), he lettered twice (1987-88) at free safety/punt returner for coach Bobby Ross. Prior to becoming a Yellow Jacket, MacIntyre played two seasons (1984-85) at Vanderbilt for his father, George, the head coach of the Commodores from 1979-85. The elder MacIntyre was the national coach of the year in 1982 when Vandy beat Alabama on its way to an 8-4 record.
- ♦ He earned his Master's degree in Education with an emphasis on Sports Management from the University of Georgia in 1991.

Mike MacIntyre Year-By-Year Coaching Record

Season	School	Overall					Pac-12 Conference					Finish/Conf.
		W	L	Pct.	Pts	Opp	W	L	Pct.	Pts	Opp	
2010	San Jose State	1	12	.077	209	451	0	8	.000	160	295	9th/Western Athletic
2011	San Jose State	5	7	.417	294	364	3	4	.429	193	196	t-4th/Western Athletic
2012	San Jose State	10	2	.833	423	257	5	1	.833	251	156	t-1st/Western Athletic
2013	Colorado	4	8	.333	305	459	1	8	.111	183	398	6th/Pac-12 South
2014	Colorado	2	10	.167	342	468	0	9	.000	263	387	6th/Pac-12 South
2015	Colorado	4	8	.333	306	337	1	7	.125	163	271
Colorado Totals		10	26	.278	953	1264	2	24	.077	609	1056	
Career Totals		26	47	.356	1879	2336	10	37	.213	1213	1703	

As a graduate assistant at Georgia (SEC, 2 seasons, 1990-91) 14-9 1 bowl (1-0)

As an assistant at Davidson (1 season, 1992) 5-5

As an assistant at UT-Martin (OVC, 4 seasons, 1993-96) 17-27

As an assistant at Temple (Big East, 2 seasons, 1997-98) 5-17

As an assistant at Mississippi (SEC, 4 seasons, 1999-2002) 31-20 3 bowls (2-1)

As an assistant at Dallas (NFL, 4 seasons, 2003-06) 34-32 2 playoffs (0-2)

As an assistant at New York Jets (NFL, 1 season, 2007) 4-12

As an assistant at Duke (ACC, 2 seasons, 2008-09) 9-15

COLORADO SUPERLATIVES UNDER MIKE MacINTYRE

The home (listed first) and road/neutral bests in the Mike MacIntyre Era at Colorado (2013-present; *—denotes school record):

MOST FIRST DOWNS

33	Nicholls State	Sept. 26, 2015
39	*at California (2ot)	Sept. 27, 2014

MOST TOTAL OFFENSE

636	Nicholls State	Sept. 26, 2015
630	at California (2ot)	Sept. 27, 2014

FEWEST FIRST DOWNS ALLOWED

8	Nicholls State	Sept. 26, 2015
16	on two occasions (CSU '13, UCLA '15)	

LEAST TOTAL OFFENSE ALLOWED

166	Nicholls State	Sept. 26, 2015
295	Colo. St. (Denver)	Sept. 1, 2013

MOST RUSHING YARDS

390	Massachusetts	Sept. 12, 2015
242	at UCLA	Oct. 31, 2015

MOST POINTS

48	on 2 occasions (Sept. 12 & 26, 2015)	
56	at California (2ot)	Sept. 27, 2014

FEWEST RUSHING YARDS ALLOWED

60	Central Arkansas	Sept. 7, 2013
94	Colo. St. (Denver)	Sept. 1, 2013

FEWEST POINTS ALLOWED

0	Nicholls State	Sept. 26, 2015
13	at Oregon State	Oct. 24, 2015

MOST PASSING YARDS

364	California	Nov. 16, 2013
455	at California (2ot)	Sept. 27, 2014

MOST TIME OF POSSESSION

35:57	Massachusetts	Sept. 12, 2014
41:05	at UCLA	Oct. 31, 2015

FEWEST PASSING YARDS ALLOWED

40	Nicholls State	Sept. 26, 2015
134	Colo. St. (Denver)	Aug. 29, 2014

HIGHEST PUNTING AVERAGE (3+)

50.8	Oregon State	Oct. 4, 2014
48.8	Massachusetts	Sept. 6, 2014

MOST OFFENSIVE PLAYS

93	Nicholls State	Sept. 26, 2015
114	at UCLA	Oct. 31, 2015

LONGEST SCORING DRIVE (TD; Yards)

99	Arizona State	Sept. 13, 2014
91	at Southern Cal	Oct. 18, 2014

FEWEST OFFENSIVE PLAYS ALLOWED

56	Nicholls State	Sept. 26, 2015
57	at UCLA	Nov. 2, 2013

MOST TURNOVERS FORCED

4	Central Arkansas	Sept. 7, 2013
3	at Utah	Nov. 30, 2013

MIKE MacINTYRE VERSUS THE NATION

School	W	L	Pts	Opp	School	W	L	Pts	Opp	School	W	L	Pts	Opp
Alabama	0	1	3	48	Louisiana Tech	1	2	118	126	Texas-San Antonio	1	0	52	24
Arizona	0	3	71	120	Massachusetts	2	0	89	52	Texas State	1	0	31	20
Arizona State	0	3	60	140	Navy	2	0	39	24	UC-Davis	1	1	58	27
Boise State	0	1	0	48	Nevada	0	2	27	52	UCLA	0	4	108	147
Brigham Young	1	1	36	43	New Mexico State	2	1	108	60	Utah	0	3	54	118
California	1	1	97	83	Nicholls State	1	0	48	0	Utah State	0	3	94	121
Central Arkansas	1	0	38	24	Oregon	0	3	50	142	Washington	0	2	30	97
Charleston Southern ..	1	0	43	10	Oregon State	1	2	65	93	Washington State	0	1	3	27
Colorado State	4	1	163	133	San Diego State	1	0	38	34	Wisconsin	0	1	14	27
Fresno State	1	1	45	57	Southern California	0	3	81	130	Totals	26	47	1879	2336
Hawaii'i	2	2	76	108	Southern Utah	1	0	16	11					
Idaho	1	2	94	71	Stanford	0	3	30	119					

MIKE MacINTYRE TEAMS / SITUATIONAL

Category	W	L	Category	W	L	Category	W	L	Category	W	L
Overall	26	47	Ranked Teams (AP)	0	18	Overtime	1	3	Sunday	1	0
Home	15	20	Top 5 (0-0 vs. No. 1)	0	4	1 OT	1	1	Monday	0	0
Road	9	26	Top 10	0	6	2 OT	0	2	Tuesday	0	0
Neutral	2	1	Unranked Teams	26	29	3 OT	0	0	Wednesday	0	0
Bowl Games	0	0	As A Ranked Team	0	0	August	0	2	Thursday	0	1
Day Games	16	22	Pac-12 Conference Games	2	24	September	13	10	Friday	1	3
Night Games	10	25	Home	1	12	October	6	18	Saturday	24	43
Shutouts	2	1	Road	1	12	November	7	16	Eastern Time Zone	2	0
Scoring 50+ Points	2	1	Non-Conference	16	10	December	0	1	Central Time Zone	1	3
Scoring 20+ Points	23	25	At Colorado	8	2	January	0	0	Mountain Time Zone	11	22
Scoring <20 Points	3	22	7-Point Games Or Closer	10	17				Pacific Time Zone	12	20
Allowing <20 Points	11	2	At Colorado	3	8				Hawaii-Aleutian Time Zone	0	2

POINT DIFFERENTIAL AT COLORADO

Margin	1	2	3	4	5	6	7	8	9	10	11	12	13	14	15	16	17	18	19	20	21	22	23	24	25	26	27	28	30	32	33	34	41	48	52	Total	
Won	0	0	2	1	0	0	0	0	1	0	0	0	0	2	0	0	1	0	0	0	0	0	0	0	0	0	0	0	0	0	1	1	0	1	0	—	10
Lost	0	0	3	2	1	0	2	1	0	0	0	0	0	2	1	0	1	2	0	0	0	1	0	2	1	0	1	1	0	1	0	1	2	0	1	—	26

WHAT THEY'VE SAID ABOUT MIKE MacINTYRE

ELI MANNING, New York Giants Quarterback

MacIntyre recruited Manning to Mississippi while on the Rebels' staff.

"As good a coach as Mike MacIntyre is, he is an even better person. He recruited me to Ole Miss with a little help from my mother and father, and I was fortunate enough to work with him on both sides of the ball. He coached our wide receivers my freshman year, so I worked closely with him on our passing game, and then for the next two years I got to throw against his secondary every day in practice when he coached the defensive backs, which was invaluable in my preparation. He's a great coach and a great recruiter, and he will not be outworked. I wish Mike all the best at CU."

PATRICK WILLIS, San Francisco 49ers Linebacker

MacIntyre recruited Willis to Mississippi while on the Rebels' staff.

"Coach MacIntyre is a great guy, a guy who knows how to recruit. A guy who knows how to get guys to play, get guys on one accord. He proved that at San Jose State this year, leading them to a great season. I'm really happy for him and I wish him the best of luck at Colorado."

DUKE IHENACHO, Denver Broncos

MacIntyre coached Ihenacho at San Jose State

"That's my guy, Coach Mac. CU has a good coach. They have a very passionate coach obviously. I think they got somebody that cares for the players and cares about

the program. I can't say [anything] but nice things and great things about Coach Mac because I played under him and he benefitted me. Coach Mac is a great guy and he is going to get that program on the right track."

MARV SUNDERLAND, Tennessee Titans Scout

MacIntyre worked Sunderland when both were with the New York Jets

"He's highly organized, a very good teacher, and a disciplinarian, but not in a nasty way, he commands it through respect. He's a very people-oriented type of person who will be a great recruiter for the University of Colorado. This man is a class guy."

DAVID CUTCLIFFE, Duke Head Football Coach

MacIntyre worked for Cutcliffe at both Mississippi and Duke.

"Congratulations to Coach MacIntyre and his family – the University of Colorado has hired an excellent coach and an even finer man. Obviously our history together runs deep, and I couldn't be happier for him, Trisha and their children. Plain and simple, Coach MacIntyre knows how to coach the game of football. It's in his blood. He understands the importance of the well-rounded student-athlete as well as the football program's place in the community. His success in three years at San Jose State is well-documented and his work as an assistant coach on both the collegiate and professional levels speaks for itself. But on top of all of his coaching excellence – and there is a great deal of that – Coach MacIntyre is a tremendous person."

THE CLASS OF '13

Ahead of the 2013 season, 31 programs including Colorado hired new head coaches, 14 of whom (denoted by an *) were first-time head coaches on the collegiate level. Here's a look at what coaches make up the "class of 2013" and their records through games of November 21:

Coach, School (2015 record)	W	L	Pct.
*Mark Helfrich, Oregon (8-3).....	32	8	.800
*Rod Carey, Northern Illinois (8-3).....	31	8	.795
Gus Malzahn, Auburn (6-5).....	26	12	.684
Tommy Tuberville, Cincinnati (6-5).....	25	13	.658
*Matt Wells, Utah State (6-5).....	25	14	.641
Skip Holtz, Louisiana Tech (8-3).....	21	16	.568
Butch Jones, Tennessee (7-4).....	19	17	.528
Dave Doeren, N.C. State (7-4).....	18	18	.500
*Matt Rhule, Temple (9-2).....	17	18	.486
*Kliff Kingsbury, Texas Tech (6-5).....	17	19	.472
*Brian Polian, Nevada (6-5).....	17	19	.472
Steve Addazio, Boston College (3-8).....	17	20	.459
Bret Bielema, Arkansas (6-5).....	16	20	.444
*P.J. Fleck, Western Michigan (6-5).....	15	21	.417
Rob Caragher, San Jose State (5-6).....	14	21	.400
Willie Taggart, South Florida (7-4).....	13	22	.371

Coach, School (2015 record)	W	L	Pct.
*Sean Kugler, Texas-El Paso (4-7).....	13	23	.361
*Scott Shafer, Syracuse (3-8).....	13	23	.361
Sonny Dykes, California (6-5).....	12	23	.343
*Mark Stoops, Kentucky (5-6).....	12	23	.343
*Todd Monken, Southern Miss (8-3).....	12	23	.343
Mike MacIntyre, Colorado (4-8).....	10	26	.278
Ron Turner, Florida International (5-7).....	10	26	.278
*Paul Haynes, Kent State (3-8).....	9	25	.265
Doug Martin, New Mexico State (3-7).....	7	27	.206
Darrell Hazell, Purdue (2-9).....	6	29	.171
*Paul Petrino, Idaho (3-8).....	5	29	.147
Trent Miles, Georgia State (4-6).....	5	29	.147
No longer with school (fired/hired elsewhere):			
Gary Anderson, Wisconsin.....	19	7	.731
Bobby Petrino, Western Kentucky.....	8	4	.667
*Bryan Harsin, Arkansas State.....	7	5	.583

COACHES ON GAME DAY

The coaching staff, as always, is split between the sidelines and the press box. Head coach **Mike MacIntyre** wears a headset on the sideline; other full-time assistants on the sideline are defensive coordinator **Jim Leavitt**, defensive line coach **Jim Jeffcoat**, safeties coach **Joe Tumpkin**, offensive line coach **Gary Bernardi**, receivers coach **Troy Walters**, special teams coordinator **Toby Neinas** and graduate assistant **Nate Emert**. In the coaches booth will be offensive coordinator **Brian Lindgren**, running backs/tight ends coach **Klayton Adams**, safeties coach **Charles Clark** and graduate assistants **Tyrone McKenzie** and **Patrick Williams**. Colorado signals in plays when not brought in by substituting players on offense (signal on defense).

2015 COACHING CHANGES

MacIntyre's full-time staff was unchanged between his first and second seasons in Boulder; but for his third Buffalo team, there is a new defensive coordinator and linebackers coach, **Jim Leavitt**, and a new secondary coach, **Joe Tumpkin**. They replaced Kent Baer and Andy LaRussa, respectively, both of whom are now on the staff at Nevada-Las Vegas. Leavitt joined the Buffaloes from the San Francisco 49ers, where he coached the linebackers for four years (2011-14); that followed a successful career as the head coach at South Florida, where he spent 14 seasons after building the program from scratch (he was 68-40 as the Bulls' coach). Tumpkin came to Colorado from Central Michigan, where he was the defensive coordinator and secondary coach for five seasons (2010-14). Three of the four graduate assistants are new to the program as well, with former Buff **Patrick Williams** returning to work with the offense a second straight year. The newbies are **Nate Emert**, who will also work with the offense, while **Ben George** and **Tyrone McKenzie** will work with the defense (McKenzie played for Leavitt at USF).

➔ The CU staff has remained intact twice since **Bill McCartney's** 1988 and 1989 teams, in 2011-12 and 2013-14.

FINALISTS

Two CU assistant coaches have earned finalist status for the Pac-12 All-Century team, which will be announced later this fall. Defensive line coach **Jim Jeffcoat** is among the final 10 at defensive end for his accomplishment at Arizona State as a player, with receivers coach Troy Walters one of 10 finalists at the receiver position for which he won the '99 Biletnikoff Award at Stanford.

YEAR TWO TO YEAR THREE: COACHING COMPARISONS

Quite often the most significant jump in a coaching tenure takes place between years two and three. Looking back over CU's 10 coaches who made it at least three years, five enjoyed good-to-great years (two league championships), with two others being within one game of their first-year record. Two suffered larger drop offs, but came back with winning records in year four. The best improvement from a second season to a third came under **Gary Barnett** in 2000-01, when the Buffs jumped from 3-8 to 10-3 (or +6); next best was **Eddie Crowder** in 1964-65, going from 2-8 to 6-2-2 (+5). **Bunny Oakes** took the Buffs from 4-3 in 1936 to 8-1 the following year, but of course had some help from **Byron White**. A look at the difference in some key numbers between years two and three (for those coaches who coached a third season):

Head Coach	Inaugural Season	1st Yr Record	2nd Yr Record	Pts (3rd)----		Pts (3rd)-----		-----Margin-----			Offense-----			Defense-----			Turnover Diff.	3rd Year Record	+/-
				For	Imp.	Against	Imp.	2nd Y	3rd Y	Diff.	2nd Y	3rd Y	Diff.	2nd Y	3rd Y	Diff.			
Dal Ward	1948	3-6	3-7	227	+ 9.8	172	+ 1.2	-5.5	+5.5	+10.0	244.4	318.7	+73.3	303.7	282.9	-20.8	0	5-4-1	+
Sonny Grandelius	1959	5-5	6-4	184	+ 4.0	104	+ 2.6	+0.7	+7.3	+ 6.6	268.6	265.2	- 3.4	226.7	208.4	+18.3	-12	9-2	+
Eddie Crowder	1963	2-8	2-8	163	+ 6.2	106	+ 5.0	-5.5	+5.7	+11.2	218.9	306.1	+87.2	253.7	231.3	+22.4	+ 4	6-2-2	+
Bill Mallory	1974	5-6	9-3	304	- 2.3	225	+ 2.2	+ 2.2	- 2.2	- 4.4	406.5	354.0	-52.5	302.8	325.7	-22.9	+19	8-4	-
Chuck Fairbanks	1979	3-8	1-10	141	- 1.7	322	+11.7	-26.5	-16.5	+10.0	323.3	286.2	-37.1	464.4	376.9	+87.5	+16	3-8	+
Bill McCartney	1982	2-8-1	4-7	172	- 7.3	364	- 2.0	- 8.2	-17.5	- 9.3	334.9	293.6	-41.3	444.1	395.2	+48.9	-11	1-10	-
Rick Neuheisel	1995	10-2	10-2	300	- 4.7	295	- 6.8	+11.0	+ 0.4	-10.6	452.1	367.9	-83.2	315.5	350.7	-35.2	- 3	5-6	-
Gary Barnett	1999	7-5	3-8	412	+ 9.5	318	+ 1.3	- 2.9	+ 7.2	+10.1	362.0	434.4	+72.4	422.1	357.3	+64.8	- 5	10-3	+
Dan Hawkins	2006	2-10	6-7	242	- 7.1	351	+ 0.2	- 2.2	- 9.2	- 7.0	377.0	318.5	-58.5	389.4	381.6	+ 7.8	- 3	5-7	-
Mike MacIntyre	2013	4-8	2-10	342	468	-10.5	439.2	461.0	?	4-8	?

COACH AT COLORADO ... LAND A MEDIA GIG POST-CAREER

The last four CU head coaches all have or have had media gigs. **Rick Neuheisel** (1995-98) was a studio host on the Pac-12 Network for the network's first three years before moving on to CBS this year; **Gary Barnett** (1999-2005) is an analyst on Sports USA Radio and is part of the lineup at SiriusXM (in addition to joining CU's radio crew this year on a part-time basis and permanently in 2016); and **Dan Hawkins** (2006-10) is an analyst for ESPN and co-hosts a national radio show on SiriusXM with **Jack Arute**. And even **Bill McCartney** (1982-94) hosted a radio show in 2012 on 102.3 FM in Denver.

JEFFCOAT'S PEDIGREE: RUSHING AND GETTING TO THE QB

Defensive line coach **Jim Jeffcoat** recorded 102.5 quarterback sacks in his 15-year career in the National Football League (with Dallas and Buffalo), a number that still ranks 26th all-time in the NFL, which was 10th at the time he retired (though he might enjoy talking about his two career interceptions which he returned 65 and 26 yards, respectively, and both for touchdowns).

TWO NEW TRADITIONS BEGUN IN 2013, THREE ADDED IN 2014

Mike MacIntyre installed a couple of new traditions in 2013 when the team took the field. One player carries out a **toolbox** and another a **sledgehammer** (the players will vote on who gets the nod). MacIntyre did this at San Jose State with a sword (because they were the Spartans) and the sledgehammer. The toolbox is representative of the commitment the players have made to each other and the team as a whole; now, there aren't actual tools in the box, rather it contains "commitment cards" where each player wrote down something of significance he will do in the game. So when they view the toolbox during the game, it will serve as a reminder of that commitment. The sledgehammer goes to the big hit of the previous game (the biggest or most important "legal" hit – the play cannot draw a penalty). In 2014, the staff added the "special teams belt" which is awarded to the special teams player of the week, a Buffalo head and midway through the season, added the **flags** of the United States and the state of Colorado. Here who has been honored with the three objects for player-of-the-week recognition in 2014:

BUFF ALUMNI IN THE FBS COACHING RANKS: **Brad Bedell** ('99), OL, Arkansas State; **Jason Burianek** ('02), HC, Missouri Baptist; **Darrin Chiaverini** ('98), ST, Texas Tech; **Cedric Cormier** ('01), WR, UNLV; **Rich Fisher** ('92), WR, Nebraska; **David Gibbs** ('90), DC, Houston; **Chris Naeole** ('96), Interim HC/OL, Hawaii; **Anthony Perkins** ('11), CB, Ohio; **Rod Perry** ('75), DB, Oregon State; **Pete Shinnick** ('86), HC, West Florida; **Steve Stripling** ('76), Assoc. HC/DL, Tennessee; **Ryan Walters** ('08), DB, Missouri. **IN THE FCS:** **Brian Cabral**, AHC/DC ('78), Indiana State; **Paul Creighton** ('03), UC Davis, TE; **Ty Gregorak** ('99), DC/LB, Montana; **Parker Orms** ('13), GA/CB, West Georgia; **Anthony Perkins** ('11), DB, Indiana State; **Jeff Smart** ('09), LB, Penn. **AND DOWN I-25 AT CSU-PUEBLO:** **Donnell Leomiti** ('95), DB.

CROSBY WATCH

PK Mason Crosby ('06) this year became the Green Bay Packers' all-time leading scorer both for the regular season and the regular and postseasons combined; he set the record with a 21-yard field goal late in the Packs' 27-17 win over Seattle on Sept. 20, his 13th point of the night (he made all four field goal tries in the game, including a 54-yarder, and an extra point). He now has scored **1,112** points in 138 regular season games and **101** in 13 playoff games for a total of **1,213**. Ryan Longwell had held both marks, including the regular season-only record 1,054 he set in 144 games. Crosby has also made **229** field goals, besting Longwell's previous Packers-best 226. Crosby, of course, is CU's all-time leading scorer with 307 points. How many players have led a professional team and their college alma mater in scoring (regular season and playoffs combined)? The list is short (six including Crosby): **PK Jason Elam**, Denver Broncos/Hawaii (1,870/395); **PK Stephen Gostkowski**, New England Patriots/Memphis (1,384/369); **PK Martin Gramatica**, Tampa Bay Buccaneers/Kansas State (640/349); **WR Jerry Rice**, San Francisco 49ers/Mississippi Valley State (1,244/310); and **PK Jeff Wilkins**, St. Louis Rams/Youngstown State (1,300/373).

ALL-TIME FWAA ALL-AMERICAN TEAM: The Football Writers Association of America placed Crosby on the second-team of its All-Time All-America Team, announced in conjunction with the group's 75th anniversary this past August.



HEAD COACHING FATHERS AND THEIR PLAYER SONS

There have been **84** known players in Division I-A (FBS) history who have played for their head-coaching fathers in college, including **seven** active pairings, according to a survey of I-A sports information departments. The count includes CU head coach **Mike MacIntyre** and his oldest son, **Jay**; Colorado is one of a handful of schools to have it happen twice, as **Dan Hawkins** had son Cody on his CU teams from 2007-10.

Perhaps the most famous and best head coach father and son tandem in NCAA history is **Jim** and **Kevin Sweeney** at Fresno State. Kevin played for his father from 1982-86, when he became the first player in NCAA history to throw for 10,000 career passing yards (Jim was FSU's head coach for 19 years, retiring No. 17 on the all-time win list with 200 in his 32-year coaching career).

Note: another famous combo was at Marshall, when they were a I-AA powerhouse just before moving up to I-A, **Todd Donnan** started at QB for his father, **Jim**, in 1993-94.

A FIRST? We polled the nation on two occasions, and no other instance has yet to turn up where a head coach had his father as a head coach in college and then had a son on a team that he is the head coach. But that appears to be the case with **Mike MacIntyre**, who was coached by his father **George** at Vanderbilt in 1984-85 and is now coaching his son, **Jay**, at Colorado.

There are currently **10** schools where a player is playing for his head coach father, and in one case, two sons are (Iowa State). Here's a look at the all-time list of known head coaching father-player son pairings at the same school (#—denotes active in 2015):

School	Head Coach	Son (Position)	Years	School	Head Coach	Son (Position)	Years
Alabama-Birmingham	Watson Brown	*Steven (WR)	2005-06	Michigan	Lloyd Carr	Jason (QB)	1994-95
Arizona State	Frank Kush	*Danny (PK)	1973-76	#Middle Tennessee	Rick Stockstill	Brent (QB)	2013-present
Arizona State	Larry Marmie	Larry Jr. (DB)	1989-91	Minnesota	Joe Salem	*Tim (QB)	1980-82
Arkansas	Bobby Petrino	Bobby (WR)	2009	Minnesota	Tim Brewster	Clint (QB)	2007
Arkansas	Bobby Petrino	Nick (QB)	2008-09	Mississippi State	Bob Tyler	Breck (WR)	1977-78
Army	Earl "Red" Blaik	*Robert (QB)	1949-50	North Texas	Todd Dodge	*Riley (QB)	2008-10
Army	Rich Ellerson	*Andrew (LS)	2011-13	Notre Dame	Ara Parseghian	Mike (RB)	1971-74
Ball State	Bill Lynch	Billy (WR)	1998-01	Notre Dame	Lou Holtz	Skip (WR)	1986
Ball State	Bill Lynch	Joey (QB)	2002	Ohio	Cleve Bryant	*Rodney (QB)	1989-90
Baylor	Bill Beal	*Phil (S)	1970-71	Oklahoma State	Bob Simmons	Nathan (RB)	1996-99
#Boston College	Steve Addazio	Louie (TE)	2012-present	#Old Dominion	Bobby Wilder	Derek (LB)	2015
BYU	LaVell Edwards	*Jimmy (WR)	1981, 84-86	Oregon	Jim Aiken	*James Jr. (RB)	1948
California	Jeff Tedford	Quinn (WR)	2008-09	Oregon	Rich Brooks	Brady (FS)	1988-89
Chicago, U of.	Amos Alonzo Stagg	Amos Alonzo Jr.	1922	Oregon	Mike Bellotti	Luke (PK)	2003-07
Colorado	Dan Hawkins	*Cody (QB)	2006-10	Penn State	Joe Paterno	Jay (QB)	1986-89
#Colorado	Mike MacIntyre	Jay (WR)	2014-present	San Diego State	Tom Craft	Kevin (QB)	2005
Colorado State	Harry Hughes	William	1935, 37	South Carolina	Steve Spurrier	Scott (WR)	2006-09
Florida	Doug Dickey	Don (DB)	1975-76	SMU	Rusty Russell	*H.N. (QB)	1950-51
Florida State	Bobby Bowden	Jeff (WR)	1981-82	SMU	Phil Bennett	*Sam (LS)	2006-07
Fresno State	Jim Sweeney	*Kevin (QB)	1982-86	Southern Miss	Jim Carmody	Steve (C)	1982-83
Fresno State	Pat Hill	Zak (SS)	2007-09	Southern Miss	Jim Carmody	Keith (DT)	1985-86
Houston	Art Briles	Kendal (WR/QB)	2004-05	Tennessee	Robert Neyland	Bob, Jr. (HB)	1952
Illinois	Mike White	Chris (PK)	1983-85	#Tennessee	Butch Jones	Alex (K)	2015
Indiana	Lee Corso	*Steve (SE)	1979-80	Texas	Fred Akers	Danny (QB)	1983-85
Iowa	Bob Comings	*Bobby Jr. (QB)	1977-78	Tulsa	Glen Dobbs	Glenn III (QB)	1963-67
Iowa	Kirk Ferentz	*Brian (OL)	2002-05	Tulsa	Glen Dobbs	Johnny (QB)	1966-68
Iowa	Kirk Ferentz	James (C)	2009-12	Tulsa	John Cooper	John, Jr. (DB)	1981-84
#Iowa	Kirk Ferentz	Steve (OL)	2012-present	USC	John McKay	*John, Jr. (WR)	1972-74
Iowa State	Jim Criner	Mark (LB)	1986	USC	Larry Smith	Corby (QB)	1992
#Iowa State	Paul Rhoads	Jake (WR)	2013-present	Utah	Kyle Whittingham	Tyler (DB/ST)	2010-11
#Iowa State	Paul Rhoads	Wyatt (WR)	2015	#Utah	Kyle Whittingham	Alex (LB)	2014-present
Kansas State	Jim Dickey	*Darrell (QB)	1979-82	Utah State	Gary Andersen	Keegan (TE)	2010-12
Kansas State	Bill Snyder	*Sean (P)	1991-92	Vanderbilt	George MacIntyre	*Mike (DB)	1984-85
Kentucky	Hal Mumme	Matt (QB)	1997-98	Virginia Tech	Frank Beamer	*Shane (LS/WR)	1996-99
Louisiana Tech/Mississippi	%Billy Brewer	Brett (P)	1980-84	Wake Forest	Jim Caldwell	Jimmy Caldwell (WR)	1999
Louisiana-Lafayette	Rickey Bustle	Brad (OG)	2006-09	Washington State	Mike Price	*Aaron (PK)	1991-93
#Louisiana-Lafayette	Mark Hudspeth	Gunner (QB)	2015	West Virginia	Bobby Bowden	*Tommy (WR)	1973-75
Louisiana-Monroe	Pat Collins	*Mike (C)	1981-82	West Virginia	Bobby Bowden	Terry (RB)	1975
Maryland	Jerry Claiborne	Jonathan (S)	1975-77	Western Michigan	Bill Cubit	*Ryan (QB)	2003-06
#Massachusetts	Mark Whipple	Austin (QB)	2014-present	Wisconsin	Gary Andersen	Chasen (LB)	2014
Memphis	Rip Scherer	Scott (WR)	1998-00	*—denotes started/first-team (at some point when father was head coach at the time; in some cases, they became the starter after the father moved on).			
Memphis	Tommy West	Turner (WR)	2006-09	%—The elder Brewer moved on to Mississippi in 1983 and son followed.			
Miami, Fla.	Dennis Erickson	Bryce (QB)	1993				
Miami, Fla.	Randy Shannon	Xavier (C)	2008				



MacIntyre "Row" — Jay, Mike & George

While this is the first time that CU has had the head coach father-player son active combo, the Buffaloes have seen it against them in the past. Iowa State (**Criners**), Kansas State (**Dickeys, Snyders**), Oklahoma State (**Simmons**) and perhaps one of the most famous father-son duos, **Lee** and **Steve Corso** at Indiana. When confirming with Lee, he was pretty proud that Steve caught the game winning TD in a 36-30 win against Kentucky his senior year, and reminded us that he had two pretty good games against Colorado (5 catches for 87 yards in a 17-16 CU win in 1979, and 3-for-38 in a 49-7 Indiana win in 1980).

CAREER GAMES PLAYED/STARTED CHART

Listed below are the career games played/started, including bowls, for the players on the 2015 Colorado Buffaloes. The players on the opening day roster collectively have played in **824** games, with **327** starts, below the average over the last decade for games played but above the figure for starts (889/279). Other recent years: **904/314** (2014), **896/268** (2013), **674/223** (2012), **890/303** (2011), **877/313** (2010), **847/236** (2009), **817/277** (2008), **853/251** (2007) and **1,053/295** (2006). The list for 2015:

Player	G	GS	Player	G	GS	Player	G	GS	Player	G	GS	Player	G	GS
ADKINS II	22	4	EVANS	9	0	HUCKINS	17	10	MacINTYRE	11	2	SHAW	7	0
APSAY	4	1	FALO	7	0	IRWIN, J.	23	13	MATHEWES	8	1	SILZER	0	0
ARVIA	2	0	FIELDS	23	19	IRWIN, S.	36	14	McCARTNEY	23	21	SMITH, W.	24	0
AWINI	11	1	FINCH	1	0	JACKSON III	11	10	MIDDLEMISS	0	0	SOLIS	43	19
AWUZIE	33	27	FISHER	12	1	JAN	0	0	MILLER	0	0	SPRUCE	48	45
BALE	0	0	FRANKE	9	1	JOHNSON	12	0	MOELLER	19	9	SUTTON	2	0
BEEMSTER	0	0	FRAZIER	24	5	JONES	6	0	MONTEZ	0	0	TALIANKO	10	0
BELL	48	19	GAMBOA	12	10	KAFVALU	29	7	MOSLEY	29	7	THOMPSON	32	23
BERGNER	1	0	GEHRKE	6	1	KAISER	12	0	MURPHY	34	1	TONZ	0	0
BOATMAN	1	0	GILBERT	36	13	KEENEY	11	2	NEMBOT	48	43	TUOLOMA	0	0
BOBO	24	3	GILLAM	25	24	KELLEY	36	24	NORGARD	18	0	UMU	0	0
BOUNDS	0	0	GONZALEZ	13	—	KINNEY	12	—	OLIVER	12	2	WALKER, J.	33	8
CALDWELL	3	0	GORDON	0	0	KOUGH	19	11	OLUGBODE	34	22	WALKER, L.	8	1
CALLAHAN	13	4	GRAHAM	13	—	KRONSHAGE	23	6	ORBAN	9	0	WATANABE	5	1
CARR	10	—	GREGORY	1	0	LAGUDA	12	0	PATTERSON	0	0	WHITE	21	3
CARRELL	12	11	GRUNDMAN	0	0	LEE	20	4	POWELL	44	27	WIEFELS	6	1
CENTER	0	0	HAIGLER	0	0	LINDSAY	24	5	RIPPY	6	0	WILSON	22	0
COCHRANE	0	0	HALL	3	0	LISELLA II	9	4	ROBBINS	3	0	WITHERSPOON	22	9
COLEMAN	18	2	HASSELBACH	12	0	LIUFAU	31	29	ROSS	22	5	WRIGHT	12	6
COOPER	0	0	HENINGTON	23	2	LOPEZ	14	0	SANCHEZ	12	0	WYMAN	0	0
CRAWLEY	46	43	HILL	10	0	LYNCH	0	0	SEVERSON	31	1	TEAM	1541	591
EATON	0	0	HOWARD	15	0	LYNOTT, Jr.	0	0	SHAVER	24	3			

LAST TRUE FRESHMEN TO START: TB Patrick Carr, CB Nick Fisher, CB Isaiah Oliver, ILB Grant Watanabe (**2015**); WR Shay Fields, WR Donovan Lee, DE Christian Shaver, S Evan White (**2014**); TB Michael Adkins II, CB Chidobe Awuzie, DE Jimmie Gilbert, ILB Addison Gillam, QB Sefo Liufau, S Tedric Thompson, CB John Walker (**2013**); TB Donta Abbron, CB Ken Crawley, DT Tyler Henington, TE Vincent Hobbs, DL Samson Kafovalu, S Marques Mosley, TB Christian Powell, DT Justin Solis, WR Gerald Thomas, DT Josh Tupou, CB Yuri Wright (**2012**); DB D.D. Goodson, CB Greg Henderson, OL Alex Lewis, WR Tyler McCulloch, OLB Juda Parker; S Kyle Washington (**2011**); SS Jered Bell one of four in **2010**.

LAST TRUE FRESHMEN TO START AT QUARTERBACK: Sefo Liufau (**2013**), Tyler Hansen (**2008**), Craig Ochs (**2000**), Koy Detmer (**1992**). **IN A SEASON OPENER:** Has not occurred.

LAST TRUE FRESHMEN TO START AT RUNNING BACK: TB Patrick Carr (**2015**), Michael Adkins II (**2013**), Donta Abbron, Christian Powell (**2012**); Darrell Scott (**2008**), Rodney Stewart (**2008**), Brian Lockridge (**2007**), Brian Calhoun (**2002**), Marcus Houston (**2000**). **IN A SEASON OPENER:** Kent Kahl (**1991**).

LAST REDSHIRT FRESHMEN TO START: DT Jase Franke, LB Rick Gamboa, TE Dylan Keeney, WR Jay MacIntyre, DE Michael Mathewes, WR Lee Walker (**2015**); DE Derek McCartney, FS Ryan Moeller (**2014**); TE Sean Irwin, CB John Walker (**2013**); C Brad Cotner, WR Nelson Spruce (**2012**); QB Nick Hirschman, TB Tony Jones, CB Josh Moten, C Daniel Munyer, OT Stephan Nembot, TE Kyle Slavin (**2011**); OT David Bakhtiari, UB Scott Fernandez, S Parker Orms, TE DaVaughn Thornton, CB Paul Vigo, ILB Derrick Webb two others (**2010**).

LAST PLAYERS TO START FOR THE FIRST TIME AS A SENIOR: OLB David Goldberg, WR Logan Gray, FB Evan Harrington, DT Conrad Obi, DE Tony Poremba, OG Sione Tau (**2011**); TE Luke Walters (**2010**); TB Kevin Moyd, OLB Bryan Stengel (**2009**); WR Steve Melton (**2008**), TE Joe Sanders (**2007**).

LAST PLAYERS TO START WHILE WALK-ONS: FS Ryan Moeller (**2014**); FB Jordan Murphy (**2013**); WR Dusty Ebner, C Keenan Stevens (**2009**), WR Steve Melton (**2008**); ILB Jake Duren, SS D.J. Dykes (**2007**).

STARTING STREAKS

Through 12 games, **WR Nelson Spruce** has made the most consecutive starts on the team — 45 — followed by **OT Stephane Nembot** (40) and then **C Alex Kelley** (24). Injuries have taken a toll, as the one after the aforementioned three is **QB Sefo Liufau** (12), but he is now injured.

23 HAVE MADE FIRST CAREER STARTS IN 2015

In the season opener at Hawai'i, four Buffaloes made their first career starts: **DL Jordan Carrell**, **OG Jonathan Huckins**, **DL Leo Jackson III** and **WR Devin Ross**; it was also the first game in a CU uniform for Carrell and Jackson. It marked the first time since 2005 that no freshmen, true or redshirt, were in the starting lineup (true freshmen had starts every year from 2011 through 2014, including two in '12 game). Since the opener, 19 have worked their way into the starting lineup, often due to injuries; the roll call: **TE Dylan Keeney** (Massachusetts); **ILB Rick Gamboa**, **OT Sam Kronshage** and **TB Phillip Lindsay** (Colorado State); **DE Michael Mathewes** and **OLB Tim Coleman** (Nicholls State); **CB Nick Fisher** (Oregon; he subbed for Chidobe Awuzie who lost his helmet making a tackle on the opening kickoff); **OT John Lisella**, **WR Jay MacIntyre**, **CB Isaiah Oliver**, **ILB Ryan Severson** and **WR Lee Walker** (Arizona State); **OLB Jaleel Awini** and **ILB Grant Watanabe** (Arizona); **OG Shane Callahan** and **TB Patrick Carr** (Oregon State); **C/OG Sully Wiefels** (Stanford) and **QB Cade Apsay** and **DT Jase Franke** (Washington State). **Historically:** 12 true freshmen have started from scrimmage for CU in a season opener: **TB Billy Waddy**, 1973 (at Louisiana State); **CB Victor Scott** and **OLB Scott Hardison**, 1980 (at UCLA); **HB Eric Bieniemy**, 1987 (vs. Oregon); **OG Clint Moore**, 1991 (vs. Wyoming); **ILB Jordon Dizon**, 2004 (vs. Colorado State); **CB Greg Henderson**, 2011 (vs. Hawai'i); **CB Kenneth Crawley** and **WR Gerald Thomas**, 2012 (vs. Colorado State); **ILB Addison Gillam**, 2013 (vs. Colorado State); **WR Shay Fields** and **DE Christian Shaver**, 2014 (vs. Colorado State); add a 13th for the first play of the game/season on special teams (kickoff coverage team): **PK Kevin Eberhart** (2003, kicked off vs. CSU in Denver).

ANNUAL FIRST-TIME STARTERS: 1984 (29), 1985 (9), 1986 (15), 1987 (14), 1988 (16), 1989 (7), 1990 (16), 1991 (23), 1992 (15), 1993 (7), 1994 (6), 1995 (11), 1996 (8), 1997 (14), 1998 (27), 1999 (14), 2000 (16), 2001 (12), 2002 (16), 2003 (20), 2004 (12), 2005 (11), 2006 (24), 2007 (18), 2008 (15), 2009 (18), 2010 (21), 2011 (21), 2012 (21), 2013 (12), 2014 (14), **2015 (23)**.

35 PLAYERS SEE FIRST CU ACTION IN 2015

A total of **35** players have tasted their first action in a CU uniform this year, 18 doing so in the season opener at Hawai'i, with 10 then doing so in the UMass game and five more against Nicholls State, including **QB Cade Apsay**. Here's the breakdown by class of those players (*—mainly special teams duty):

TRUE FRESHMEN (6): TB Patrick Carr, ILB N.J. Falu, DB *Nick Fisher, P *Alex Kinney, CB Isaiah Oliver, ILB Grant Watanabe

REDSHIRT FROSH (13): QB Cade Apsay, TB Kyle Evans, ILB Rick Gamboa, DT Jase Franke, DE Terran Hasselbach, TE Hayden Jones, OL Josh Kaiser, TE Dylan Keeney, OL John Lisella, DE Michael Mathewes, WR Jay MacIntyre, DB *Jaisen Sanchez, WR Lee Walker

SOPHOMORES (8): CB Andrew Bergner, TE Brian Boatman, DL Jordan Carrell, DE Garrett Gregory, WR Joey Hall, DE Chris Hill, DB Afolabi Laguda, WR Robert Orban

JUNIORS (4): LB Jaleel Awini, DL Leo Jackson, DL Blake Robbins, C Sully Wiefels **SENIORS (4):** C Vincent Arvia, OL Ed Caldwell, FB John Finch, WR *Colin Johnson

Recent counts: **26** (2014), **18** (2013), **26** (2012), **33** (2011), **26** (2010), **22** (2009), **30** (2008), **28** (2007), **19** (2006), **16** (2005), **24** (2003-04).

2015 PARTICIPATION CHART

The participation chart for the 2015 Colorado Buffaloes; KEY: **S**—started; **✓**—played; **DNP**—dressed, but did not play; **INJ**—injured/illness; **SSP**—suspended; (—) denotes did not dress; *—saw first action as a Buffalo in 2015;

Player	UH	UM	CSU	NS	UO	ASU	UA	OSU	Ucla	STN	USC	WSU	UU
ADKINS	✓	S	✓	INJ	INJ	INJ	INJ	INJ	INJ	INJ	INJ	INJ	INJ
*APSA	—	—	DNP	✓	DNP	DNP	DNP	DNP	DNP	✓	✓	S	S
*ARVIA	DNP	✓	DNP	✓	DNP	DNP	DNP	DNP	DNP	DNP	DNP	DNP	DNP
*AWINI	INJ	✓	✓	✓	✓	✓	✓	✓	✓	✓	✓	✓	✓
AWUZIE	S	S	S	S	✓	S	S	S	S	S	S	S	S
BALE	—	—	—	—	—	—	—	—	—	DNP	—	—	—
BEEMSTER	—	—	DNP	—	—	—	—	—	—	—	DNP	—	—
BELL	✓	✓	✓	✓	✓	✓	✓	✓	S	S	S	S	S
*BERGNER	—	—	DNP	—	—	—	—	—	✓	DNP	DNP	DNP	DNP
*BOATMAN	—	—	DNP	✓	—	—	—	—	—	DNP	—	—	—
BOBO	✓	✓	✓	✓	✓	✓	✓	✓	S	✓	S	✓	✓
BOUNDS	—	—	—	—	—	—	—	—	—	—	DNP	—	—
*CALDWELL	DNP	✓	DNP	✓	✓	DNP	DNP	DNP	ILL	DNP	DNP	DNP	DNP
CALLAHAN	✓	✓	✓	✓	✓	✓	✓	✓	S	S	S	S	✓
*CARR	✓	✓	✓	INJ	INJ	✓	✓	✓	S	✓	✓	✓	✓
*CARRELL	S	S	S	S	S	S	S	S	S	S	S	S	✓
CENTER	—	—	—	—	DNP	—	—	—	—	—	—	—	—
COCHRANE	—	—	—	—	INJ	—	—	—	—	DNP	—	—	—
COLEMAN	INJ	INJ	✓	S	S	DNP	DNP	✓	✓	✓	DNP	✓	✓
COOPER	—	—	—	—	—	DNP	—	—	—	—	—	—	—
CRAWLEY	S	S	S	S	S	S	S	S	S	S	S	S	S
EATON	—	—	—	—	—	—	—	—	—	DNP	—	—	—
*EVANS	DNP	✓	DNP	✓	DNP	✓	✓	✓	✓	✓	✓	✓	✓
*FALO	DNP	✓	✓	✓	DNP	✓	✓	✓	DNP	DNP	DNP	✓	✓
FIELDS	S	S	S	S	S	✓	S	INJ	S	✓	S	S	S
*FINCH	INJ	INJ	INJ	✓	—	—	—	—	—	DNP	DNP	—	—
*FISHER	✓	✓	✓	✓	S	✓	✓	✓	✓	✓	✓	✓	✓
*FRANKE	✓	✓	INJ	INJ	✓	✓	✓	✓	DNP	✓	✓	S	S
FRAZIER	✓	✓	✓	S	✓	✓	✓	✓	✓	S	S	✓	✓
*GAMBOA	✓	✓	S	S	S	S	S	S	S	S	S	S	S
GEHRKE	DNP	✓	DNP	✓	DNP	DNP	DNP	DNP	DNP	DNP	DNP	DNP	DNP
GILBERT	✓	S	S	S	S	S	S	S	S	S	S	S	✓
GILLAM	S	S	INJ	INJ	INJ	INJ	INJ	INJ	INJ	INJ	INJ	INJ	INJ
GONZALEZ	✓	✓	✓	✓	✓	✓	✓	✓	✓	✓	✓	✓	✓
GORDON	—	—	—	—	—	—	—	—	—	DNP	—	—	—
GRAHAM	✓	✓	✓	✓	✓	✓	✓	✓	✓	✓	✓	✓	✓
*GREGORY	—	—	—	✓	INJ	—	—	—	—	—	—	—	—
GRUNDMAN	—	—	INJ	INJ	—	—	DNP	—	—	—	—	—	—
HAIGLER	—	—	DNP	DNP	DNP	DNP	—	DNP	DNP	DNP	—	—	—
*HALL	DNP	✓	DNP	✓	✓	—	—	DNP	DNP	DNP	DNP	—	—
*HASSELBACH	✓	✓	✓	✓	✓	✓	✓	✓	✓	✓	✓	✓	✓
*HILL	✓	✓	DNP	✓	DNP	✓	✓	✓	✓	✓	✓	✓	✓
HOWARD	✓	✓	✓	✓	✓	✓	✓	✓	✓	✓	✓	DNP	✓
HUCKINS	S	S	S	S	S	S	S	S	INJ	✓	S	S	S
IRWIN, J.	S	S	INJ	INJ	INJ	INJ	INJ	INJ	INJ	INJ	INJ	INJ	INJ
IRWIN, S.	S	S	S	S	S	✓	S	S	✓	S	S	S	S
*JACKSON	S	S	S	INJ	S	S	S	S	S	S	S	✓	✓
JAN	—	DNP	—	—	—	—	—	—	—	—	—	—	—
*JOHNSON	✓	✓	✓	✓	✓	✓	✓	✓	✓	✓	✓	✓	✓
*JONES	DNP	✓	DNP	✓	DNP	✓	✓	✓	✓	INJ	INJ	INJ	INJ
KAFOVALU	✓	✓	✓	✓	✓	✓	✓	✓	✓	✓	✓	S	✓
*KAISER	✓	✓	✓	✓	✓	✓	✓	✓	✓	✓	✓	✓	✓
*KEENEY	✓	S	✓	✓	✓	S	DNP	✓	✓	✓	✓	✓	✓
KELLEY	S	S	S	S	S	S	S	S	S	S	S	S	S
*KINNEY	✓	✓	✓	✓	✓	✓	✓	✓	✓	✓	✓	✓	✓
KOUGH	S	S	S	S	S	S	S	INJ	S	INJ	INJ	S	S

Player	UH	UM	CSU	NS	UO	ASU	UA	OSU	Ucla	STN	USC	WSU	UU
KRONSHAGE	✓	✓	✓	S	S	INJ	S	S	✓	✓	✓	✓	✓
*LAGUDA	✓	✓	✓	✓	✓	✓	✓	✓	✓	✓	✓	✓	✓
LEE	—	—	✓	✓	✓	✓	✓	✓	S	S	✓	S	S
LINDSAY	✓	✓	✓	✓	✓	✓	✓	✓	✓	✓	✓	✓	✓
*LISELLA	DNP	✓	DNP	✓	S	S	DNP	✓	✓	S	S	S	S
LIUFAU	S	S	S	S	S	S	S	S	S	S	S	INJ	INJ
LOPEZ	✓	✓	✓	INJ	INJ	DNP	DNP	DNP	DNP	INJ	INJ	INJ	INJ
LYNCH	—	—	—	DNP	—	—	—	—	—	—	—	—	—
LYNOTT	—	—	DNP	—	—	—	—	—	—	—	—	—	—
*MacINTYRE	✓	✓	✓	✓	✓	S	✓	✓	S	✓	✓	INJ	INJ
*MATHEWES	✓	✓	✓	S	DNP	✓	DNP	DNP	DNP	✓	✓	✓	✓
McCARTNEY	S	S	S	INJ	✓	S	✓	S	S	S	S	S	S
MIDDLEMISS	—	—	DNP	—	—	—	—	—	—	—	—	—	—
MILLER	—	—	DNP	DNP	DNP	DNP	DNP	DNP	—	—	—	DNP	DNP
MOELLER	S	S	S	S	S	S	S	INJ	INJ	INJ	INJ	INJ	INJ
MONTEZ	DNP	DNP	DNP	DNP	DNP	—	—	DNP	—	—	—	—	—
MOSLEY	—	DNP	—	—	—	—	—	—	—	—	DNP	—	—
MURPHY	✓	✓	✓	✓	✓	✓	✓	✓	✓	✓	✓	✓	✓
NEMBOT	S	S	S	S	S	S	S	S	S	S	S	S	S
NORGARD	DNP	✓	✓	✓	DNP	✓	DNP	DNP	DNP	DNP	DNP	DNP	DNP
*OLIVER	✓	✓	✓	✓	✓	✓	✓	✓	✓	✓	✓	✓	✓
OLUGBODE	S	S	S	S	S	INJ	INJ	S	S	S	S	S	S
*ORBAN	DNP	✓	DNP	✓	DNP	✓	✓	✓	✓	✓	✓	✓	✓
PATTERSON	—	—	—	—	—	—	—	—	—	—	—	DNP	DNP
PORTER	—	—	—	—	—	—	—	—	—	—	—	—	—
POWELL	S	✓	✓	S	✓	✓	✓	✓	✓	✓	✓	S	✓
RIPPY	—	—	—	—	—	DNP	—	—	—	—	—	—	—
*ROBBINS	DNP	—	—	✓	DNP	✓	✓	DNP	DNP	DNP	DNP	DNP	DNP
ROSS	S	✓	S	✓	✓	✓	✓	S	S	✓	✓	✓	✓
*SANCHEZ	✓	✓	✓	✓	✓	✓	✓	✓	✓	✓	✓	✓	✓
SEVERSON	✓	✓	✓	✓	✓	S	INJ	INJ	INJ	✓	✓	INJ	INJ
SHAVER	✓	✓	✓	✓	✓	✓	✓	✓	✓	✓	✓	✓	✓
SHAW	DNP	✓	DNP	✓	✓	INJ	INJ	INJ	DNP	✓	✓	✓	✓
SILZER	—	DNP	DNP	DNP	DNP	INJ	INJ	INJ	INJ	—	—	—	—
SMITH, W.T.	✓	✓	✓	✓	✓	✓	✓	✓	✓	✓	✓	✓	✓
SOLIS	S	S	S	S	S	S	S	S	S	S	S	S	S
SPRUCE	S	S	S	S	S	S	S	S	S	S	S	S	S
SUTTON	DNP	✓	DNP	✓	DNP	DNP	DNP	DNP	DNP	DNP	DNP	DNP	DNP
THOMPSON	S	S	S	S	S	S	S	S	S	S	S	S	S
TONZ	—	—	—	—	—	—	—	—	—	—	DNP	—	—
TUJLOMA	DNP	—	—	—	—	—	—	—	—	—	—	—	—
UMU	—	—	DNP	—	—	—	—	—	—	—	—	—	—
WALKER, J.	✓	✓	✓	✓	✓	✓	✓	✓	✓	✓	✓	✓	—
*WALKER, L.	✓	✓	✓	✓	✓	S	✓	—	—	DNP	—	—	—
*WATANABE	DNP	DNP	DNP	DNP	—	—	S	DNP	✓	✓	✓	✓	✓
WHITE	✓	✓	✓	✓	✓	✓	✓	✓	✓	—	—	—	—
*WIEFELS	DNP	✓	DNP	✓	DNP	DNP	DNP	✓	✓	S	DNP	✓	✓
WILSON	INJ	INJ	INJ	INJ	DNP	—	DNP	—	—	—	—	—	—
WITHERSPOON	S	✓	S	S	S	✓	S	S	S	S	S	✓	✓
WRIGHT	—	DNP	—	—	—	—	—	—	—	—	—	—	—
WYMAN	—	DNP	—	—	—	—	—	—	—	—	—	—	—
DRESSED	75	78	82	76	77	70	75	69	69	73	77	70	70
PLAYED	57	71	58	70	57	60	57	56	56	60	57	58	58

Inactive For 2015: Henington, Talianko, Tuggle (injured); Galloway, Headley (transfers). Quit: Garcia.

EXPERIENCE ANALYSIS

A look at annual fluctuations in the percentage of upperclassmen starting games over the last decade or so at Colorado; in 2012, the Buffaloes started its fewest seniors believed ever (17.8%) and a record number of freshmen (28.0%; 21.6% true frosh). A year-by-year glance at starts by class since 1999:

Season	G	SR	JR	SO	FR (RS-True)	UpperCl%	Fr-Pct.
1999	12	115	42	86	21 (20-1)	59.5	8.0
2000	11	55	116	38	33 (15-18)	70.7	13.6
2001	13	102	95	83	7 (0-7)	68.9	2.4
2002	14	155	130	14	9 (0-9)	92.5	2.9
2003	12	105	49	78	32 (14-18)	58.3	12.1
2004	13	72	103	100	11 (0-11)	61.2	3.8
2005	13	116	112	48	10 (4-6)	79.7	3.5
2006	12	92	84	71	17 (11-6)	66.7	6.4
2007	13	89	106	38	53 (29-24)	68.2	18.5

Season	G	SR	JR	SO	FR (RS-True)	UpperCl%	Fr-Pct.
2008	12	106	54	63	41 (24-17)	60.6	15.5
2009	12	57	90	89	28 (24-4)	55.7	10.6
2010	12	82	111	37	34 (22-12)	73.1	12.9
2011	13	141	55	57	33 (10-23)	68.5	11.5
2012	12	47	84	59	74 (17-57)	49.6	28.0
2013	12	70	92	69	33 (2-31)	61.4	12.5
2014	12	83	50	96	35 (18-17)	50.4	13.3
2015	12	55	101	81	27 (22- 5)	59.1	10.2

HISTORICALLY

Colorado is in its second century of intercollegiate football, as the Buffaloes finished their 124th season of competition having played **1,209** games with an all-time record of **685-489-36**. CU currently stands 23rd on the all-time win list and is 38th in all-time winning percentage (.583; the Buffs are 29th for those schools with 1,000 or more games played in Division I-A). Only 12 Division I schools have played more seasons of intercollegiate football than Colorado; Washington is the only Pac-12 school that matches CU's total of 126 (Cal is the only one who has played more games – 1,218), with only USC (812) and Washington (701) having won more games (USC, UW and Arizona State only own higher winning percentages than the Buffs).

➔ In Boulder, the Buffs are **303-169-10** (.639) in 92 seasons on the “hilltop” (Folsom Field).

OVERTIME

Colorado is **6-7** all-time in overtime games (**3-4** at home); the Buffs became the 84th team in Division I-A to play an overtime game when it played its first ever extra session affair against Missouri in 1999. Here's a chart summarizing the Buffs in overtime (*—denotes in Denver):

Date	Opponent	Score	Regulation	Coin Toss	Choice	---Total Yards----		Notes
						Offense	Defense	
10-09-99	MISSOURI	W 46-39	39-39	Missouri	Defense	25	13	Ends with Kelly INT
11-26-99	NEBRASKA	L 30-33	27-27	Nebraska	Defense	9	25	CU trailed 27-3 early in 4th
11-09-02	at Missouri	W 42-35	35-35	Missouri	Defense	25	18	Ends with Mossoni FR
12-28-02	Wisconsin	L 28-31	28-28	Wisconsin	Defense	-2	5	Alamo Bowl
10-11-03	KANSAS	W 50-47	44-44	Colorado	Defense	25	7	Calhoun 3-25, TD rushing in OT
10-23-04	at Texas A & M	L 26-29	26-26	Colorado	Defense	14	33	First CU turnover in an OT ends it
10-07-06	BAYLOR	L 31-34 (3 OT)	17-17	Colorado	Defense	42	72	Ends in 3OT on Baylor INT
9-01-07	*Colorado State	W 31-28	28-28	Colorado	Defense	7	16	Eberhart kicks GWFG (35) after Wheatley INT
9-18-08	WEST VIRGINIA	W 17-14	14-14	Colorado	Defense	18	19	Goodman kicks GWFG (25) after WVU FG miss
9-10-11	CALIFORNIA	L 33-36	30-30	California	Defense	20	45	CU drives to CA4 but drive stalled
9-27-14	at California	L 56-59 (2 OT)	49-49	Colorado	Defense	46	34	CU drives to CA1 but failed on 4th down
10-25-14	UCLA	L 37-40 (2 OT)	31-31	Colorado	Defense	13	40	CU rallied from 31-14 down in 4th; two OT FGs
9-19-15	*Colorado State	W 27-24	24-24	Colorado	Defense	10	2	Gonzalez kicks GWFG (32) after Thompson FG block

COMEBACK BUFFS

Over the last nine seasons, Buffs rallied from 10 or more points down 12 times, including once this season, rallying from its largest deficit ever against Colorado State to beat the Rams. In 2014, UMass was up by 11 early in the second half after cashing in on a pick-six. Two of the rallies came from 17 down: in 2012, Washington State led, 31-14, early in the fourth quarter, but CU scored three straight TDs to close the game, capped by **QB Jordan Webb** scoring on fourth down from four yards out with 0:09 remaining; **PK Will Oliver** added the game winning PAT. In 2007, the Buffs got the best of No. 3 Oklahoma when PK Kevin Eberhart capped a run of 20 straight points with a 45-yard field goal for a 27-24 win. Eight have taken place in Boulder, a ninth (the first one) in Denver against Colorado State, and two on the road (the Washington State comeback was the largest fourth quarter comeback on the road CU has ever had).

COLORADO COMEBACKS

Trailed By	Time, Qtr.	Final	Opponent (Date)
14 (0-14)	2:44, 1Q	27-24	OT; Colorado State (Sept. 19, 2015)
11 (20-31)	12:24, 3Q	41-38	at Massachusetts (Sept. 6, 2014)
17 (14-31)	8:07, 4Q	35-34	at Washington State (Sept. 22, 2012)
11 (3-14)	3:47, 1Q	44-36	KANSAS STATE (Nov. 20, 2010)
10 (14-24)	10:40, 3Q	29-27	GEORGIA (Oct. 2, 2010)
10 (0-10)	0:00, 2Q	31-13	HAWAII (Sept. 18, 2010)
10 (21-31)	11:01, 4Q	35-34	TEXAS A&M (Nov. 7, 2009)
11 (13-24)	9:14, 4Q	28-24	IOWA STATE (Nov. 8, 2008)
14 (7-21)	7:29, 2Q	31-24	EASTERN WASHINGTON (Sept. 6, 2008)
11 (24-35)	0:23, 2Q	65-51	NEBRASKA (Nov. 23, 2007)
17 (7-24)	12:23, 3Q	27-24	OKLAHOMA (Sept. 29, 2007)
11 (17-28)	10:05, 3Q	31-28	OT; Colorado State (Sept. 1, 2007)

LITTLE KNOWN RARITY

In CU history, the Buffaloes have had a 100-yard rusher and receiver in the same game on **36** occasions (and are **26-10** in games when this occurs). The last time it happened was against UCLA this year, when **TB Patrick Carr** rushed for 100 yards and **WR Devin Ross** hauled in nine passes for 101 yards. It was the fifth time CU's done it as a member of the Pac-12 (one each year), in 2014 against Washington, in 2013 against Charleston Southern, in 2012 at Washington State and against Arizona in 2011. In 2001, the first time the same player had 100 yards in both in the same game at Colorado occurred when **TB Cortlen Johnson** had 172 rushing and 105 receiving at Iowa State. *A closer look at this unique list can be found on page 164 of the 2015 CU Information Guide & Record Book supplement.*

FOLSOM FIELD CAPACITY SNAPSHOT

Folsom Field's official capacity had been 53,613, expanded last in 2003 when 1,903 club seats and 41 suites were added in the east side stadium expansion; however, with CU's \$156 million Athletics Complex Expansion nearing completion and the northeast corner of the stadium and the north stands now redesigned, the new capacity now stands at **50,183**. Folsom is tied for the 18th oldest venue among the 128 NCAA Division I-A/FBS stadiums. It is the fourth oldest stadium in the Pac-12 Conference, as only Husky Stadium (Washington, 1920), Rose Bowl Stadium (UCLA, 1922) and Los Angeles Memorial Coliseum (USC, 1923) are older.

CU FOOTBALL REMAINS SECOND MOST POPULAR PER-GAME SELL IN STATE

The final home attendance figure for 2015 was **236,331**, an average of 39,389 for six home games, about 2,000 more than CU's 2014 average. It will mark the 21st straight season that Colorado football is the second largest draw per game in the state behind the NFL Denver Broncos (and the 39th time in the last 41 years). The fledgling Colorado Rockies took over the second spot the two years they played at old Mile High Stadium, averaging in the mid-to-upper 50s in 1993 and 1994. The Broncos wrestled the state's top spot away from the Buffs permanently in 1975 after first doing so in 1969, with six years of see-sawing in-between (CU had been the state attendance leader since Folsom Field was built in 1924). CU continues to have the second largest public and overall season ticket base in the state (the count so far in 2015 is just under 25,000 when adding in 7,354 student holders to 17,299 public tickets (those tickets are purchased, just at a discounted rate). In 2015, CU was again first in the state in college football attendance for the **50th** straight year, ahead of Air Force (26,026; AFA was the last school top CU's figure, in 1965) and Colorado State (24,917); all had six games. The Broncos averaged 76,939 fans per game in 2014 and around the same this year; the Rockies averaged 31,334 this past summer.

SCORING STREAKS

The Buffs scored in a school record **242** consecutive games until Missouri ended the streak on October 25, 2008; it was first shutout loss since November 12, 1988 by Nebraska in Lincoln (7-0). The Buffs had scored in **94** consecutive road games (123 including neutral sites) as well as in 153 straight league games, all 103 in Big 12 play, including the four title games, and their final 50 in Big Eight competition, dating back to the '88 shutout at Nebraska. CU had scored in **150** straight games at home until Stanford shut out the Buffs, 48-0 on Nov. 3, 2012; the previous last shutout was a 28-0 loss to Oklahoma on Nov. 15, 1986. CU has been shutout just 10 times in its last **563** games (dating to October 5, 1968), but only six schools have administered them: Oklahoma (three times), Missouri (twice, the last two), Nebraska (twice), Louisiana State, Michigan and Stanford. Current streaks:

- CU has scored in **39** straight games overall; last shutout was at home against Stanford on Nov. 3, 2012 (a 48-0 loss).
- CU has scored in **153** straight games against non-conference opponents (last shutout: a 44-0 loss at home to LSU on September 15, 1979).
- The home shutout losses to Stanford ('12), Oklahoma in '86 and LSU in '79 are the only three times CU has not scored at Folsom Field over the course of the last **308** games (all the way back to 1963).

TWO-MINUTE WARNING

Colorado has scored **155** times in **258** tries, including **27** game winning or tying scores, when the offense has gone into the "two-minute drill" since 1988; that's 61 percent of the time. CU is **5-of-12** this year (field goals at Hawai'i, Arizona State and UCLA, TDs versus Massachusetts and Arizona) and was **4-of-8** last year (the game-tying TD drive at Cal, first half TD versus Oregon State, game-tying FG vs. UCLA, first half FG vs. Utah), and was **3-of-4** in 2013 (FG vs. CSU, TD at Oregon State, TD vs. Cal) and **3-of-7** in 2012 (the highlight being the winning TD drive at Washington State). The last really great year of the drill, and prior to all the hurry up offenses becoming the norm, was 2009: **9-of-14**, which included the game winning score against Texas A&M (*Cody Hawkins was 5-of-7, Tyler Hansen 4-of-7 leading the drill*). In 2008, CU was **5-of-10**, highlighted by scoring a TD with urgency to tie the game with Eastern Washington scoring twice in the last 9:14 to rally and defeat Iowa State. CU was **9-of-12** in 2007, utilizing the drill to score field goals at the end of each half against CSU, a fourth quarter TD against Florida State (and nearly a second one), once for six before the half versus Miami, for the game winning field goal, though a bit less rushed, against Oklahoma, and twice in the final stages at Iowa State (scoring a TD a nearly the tying field goal), a first half TD against Nebraska and two TDs against Alabama in the Independence Bowl (one in each half); the Buffs were **2-of-6** in 2006. One of the most prolific years in the drill was 1994, when CU was 7-of-8; that included two scores in the final two minutes at Michigan, including that certain play of the decade. Between 1988 and 1994, Colorado was an amazing **61-of-81** in the two-minute offense, with 44 touchdowns. The chart showing CU's scores:

2-Min. Offense/Scores	1988-1993	1994	1995	1996	1997	1998	1999	2000	2001	2002	2003	2004	2005	2006	2007	2008	2009	2010	2011	2012	2013	2014	2015	Totals
Total.....	54-73	7-8	5-8	4-6	6-11	3-5	6-13	6-10	5-9	1-4	5-8	4-5	4-9	2-6	9-12	5-10	9-14	2-9	3-8	3-7	3-4	4-8	5-12	155-258
First Half.....	36-45	4-4	4-6	4-6	1-3	2-3	5-8	4-5	4-7	1-2	2-4	2-2	3-5	2-4	4-5	1-2	2-4	2-5	2-5	2-4	2-2	2-3	3-5	94-138
TDs/FGs.....	23/13	3/1	3/1	3/1	0/1	0/2	2/3	2/2	4/0	1/0	2/0	1/1	3/0	0/2	3/1	0/1	1/1	2/0	1/1	2/0	1/1	1/1	1/2	59/35
Second Half.....	18-28	3-4	1-2	0-0	5-8	1-2	1-5	2-5	1-2	0-2	3-4	2-3	1-3	0-2	5-7	4-8	7-10	0-4	1-3	1-3	1-2	2-5	2-7	61-120
TDs/FGs.....	16/2	2/1	1/0	0/0	5/0	0/1	1/0	1/1	1/0	0/0	2/1	2/0	0/1	0/0	4/2	4/0	7/0	0/0	0/1	1/0	1/0	1/1	1/1	9/12
Winning/Tying Scores	8	2	1	0	1	0	1	0	0	0	3	1	1	0	2	2	1	0	1	1	0	2	0	27

SAFELY AHEAD

The Buffs have been a virtual lock to win once they have a lead of two or more scores (nine-plus points) over the past 39-plus seasons. Since the 1976 opener, CU has protected a two-score lead **229** of **259** times, losing 26 and tying three when it blew the lead; a closer look (*—Disneyland Pigskin Classic at Anaheim):

Date	Opponent	CU Lead (when)	Result	Date	Opponent	CU Lead (when)	Result
11/13/15	SOUTHERN CALIFORNIA	14 (17-3; 2nd Quarter)	L, 24-278	09/23/06	at Georgia	13 (13- 0; 4th Quarter)	L, 13-14
11/01/14	WASHINGTON	10 (20-10; 2nd Quarter)	L, 23-38	10/23/04	at Texas A&M	12 (19- 7; 3rd Quarter)	L, 26-29 OT
09/27/14	at California	14 (28-14; 3rd Quarter)	L, 56-59 2OT	11/01/03	at Texas Tech	14 (14- 0; 1st Quarter)	L, 21-26
08/29/14	Colorado State (Denver)	10 (17-7; 3rd Quarter)	L, 17-31	10/04/03	at Baylor	9 (23-14; 3rd Quarter)	L, 30-42
09/08/12	SACRAMENTO STATE	14 (14-0; 1st Quarter)	L, 28-30	11/11/00	Iowa State	11 (20- 9; 2nd Quarter)	L, 27-35
09/01/12	Colorado State (Denver)	11 (14-3; 2nd Quarter)	L, 17-22	09/02/00	Colorado State (Denver)	10 (24-14; 3rd Quarter)	L, 24-28
10/01/10	WASHINGTON STATE	10 (27-17; 4th Quarter)	L, 27-31	10/23/93	at Kansas State	9 (9- 0; 2nd Quarter)	T, 16-16
11/06/10	at Kansas	28 (45-17; 4th Quarter)	L, 45-52	09/18/93	at Stanford	10 (37-27; 4th Quarter)	L, 37-41
10/23/10	TEXAS TECH	10 (24-14; end 3rd Qtr)	L, 24-27	09/15/90	at Illinois	14 (17- 3; 2nd Quarter)	L, 22-23
11/19/09	at Oklahoma State	11 (21-10; 3rd Quarter)	L, 28-31	08/26/90	*Tennessee	14 (31-17; 4th Quarter)	T, 31-31
10/10/09	at Texas	11 (14-3; 2nd Quarter)	L, 14-38	09/27/86	ARIZONA	9 (21-12; 4th Quarter)	L, 21-24
11/28/08	at Nebraska	14 (14-0; 1st Quarter)	L, 31-40	11/03/84	KANSAS	11 (27-16; 4th Quarter)	L, 27-28
11/10/07	at Iowa State	21 (21- 0; 3rd Quarter)	L, 28-31	10/16/82	at Oklahoma State	13 (13- 0; 1st Quarter)	T, 25-25
09/08/07	at Arizona State	14 (14- 0; 2nd Quarter)	L, 14-33	09/19/81	WASHINGTON STATE	10 (10- 0; 4th Quarter)	L, 10-14
10/28/06	at Kansas	9 (9- 0; 3rd Quarter)	L, 15-20	10/10/79	OKLAHOMA STATE	20 (20- 0; 4th Quarter)	L, 20-21

Colorado has lost only 34 games (and was tied twice) dating back to 1980 when leading by *any* margin at any point in the fourth quarter or overtime. The most recent losses are this year, in the 38-31 loss to Arizona (led 24-17 entering the fourth) and in the 35-31 loss at UCLA (CU took a 31-28 lead early in the fourth); CU lost four games in 2014 where it had small fourth quarter advantages. The ties came against Tennessee in 1990 (31-31, after leading 31-17) and Kansas State in 1993 (16-16 after taking a late 16-13 lead).

- Colorado has won **113** of its last **134** games in which it at any point has held a two-score lead. A 2003 loss to Baylor snapped a 26-game winning streak in such situations on the road, and an overall streak of 49 consecutive wins from 1993 to 1999 was snapped by CSU in 2000. In this same span, **Colorado has rallied to win 37 games and tie two others dating back to 1981 after once trailing at some point in the fourth quarter** (not including coming from 27-3 down against Nebraska in 1999 before losing in OT). The most recent are the first two games of the '13 season (CSU led briefly 26-24 late in the third quarter and into the fourth; UCA led 24-17, also early in the fourth); the two previous to those came by the same score: in 2012 at Washington State (won 35-34 after trailing 31-14 with 8:07 left) and in 2009 against Texas A&M (won 35-34 after trailing 31-21 with 11:01 remaining). Two big ones occurred in 2007: CU rallied from 28-17 down in the third and 28-25 in the fourth to defeat CSU 31-28 in overtime) and Oklahoma (down 24-7 late in the third, eventually tying the fourth largest comeback in school history in winning 27-24).

BUFFS AGAINST THE BEST

Here's a look at how CU has fared all-time against nationally ranked teams (*Associated Press* poll):

Games	All-Time Record	1989-2015 Record	Mike MacIntyre Record	Coach With The Most Wins
versus Top 5.....	12-53-2	8-21-1	0-2	5 / Bill McCartney
versus Top 10.....	25-90-3	14-36-2	0-3	8 / Eddie Crowder & Bill McCartney
versus Top 15.....	37-116-3	20-50-2	0-3	10 / Bill McCartney
versus Top 25.....	69-159-3	43-80-2	0-11	20 / Bill McCartney

CU played 21 ranked non-conference opponents (including bowls) as a member of the Big 12, going 9-12, the most wins over non-Big 12 ranked foes in that period of the conference; Nebraska was next in both games (15) and wins (8), followed by Texas (13, 7).

"OUTSIDE THE NINE DOTS"

Some out of the ordinary records by the Buffs in some unique situations:

- ❑ Colorado is **81-40** against teams with three or more losses dating back to the 1985 season;
- ❑ Colorado is **75-45-1** in its last **121** games against schools that include the word "State" (dating to 1986);
- ❑ Colorado is **541-276-25** all-time in games played in the Mountain Time Zone (Colorado, Arizona, Montana, New Mexico, Utah, Wyoming)

FIFTEEN TO THE HOUSE ON THE FIRST TRY WHEN IT COMES TO THEFTS & SCORES

CU players have a penchant to return their first career interceptions for touchdowns, as since 1992, **15** Buffaloes have scored after stealing their first college pass. Junior **ILB Kenneth Olugbode** is the latest to join the "club," racing 60 yards for a score with his first pick in a 27-24 overtime win over Colorado State. That was the first in eight years, however, as the one previous came in 2007, when redshirt frosh **CB Jimmy Smith**, as his 31-yard return of a Joe Ganz pass cut Nebraska's lead over CU to 35-31 early in the second half and was the impetus to a 65-51 comeback win. The one previous was the most spectacular of the lot: **ILB Marcus Burton** returned a pick 99 yards at Oklahoma State in 2005, preserving CU's shutout in the waning seconds of the game. Three did it in 2004: **OLB Brian Iwuh** did it off the bat when he made his first career pick and returned it 37 yards for what proved to be the winning touchdown against Colorado State in the season opener; a week later, **Joe Sanders**, plucked off a ball against Washington State and raced 51 yards for six, snapping a 3-3 deadlock in the process; then versus Texas, **CB Terrence Wheatley** plucked one off and ran 37 yards for six with his first theft. Two did it in 2001: **S Medford Moorer** picked off his first career pass and returned it 64 yards for a touchdown against Texas in the Big 12 Championship game, while **CB Donald Strickland** returned his first career pick 31 yards for a touchdown just one minute into the CSU game. Frosh redshirt **CB Phil Jackson** did it in 2000, as he returned his first career INT 28 yards for a TD against Washington. **SS Rashidi Barnes** had his first one in CU's win over CSU in 1997, returning it 26 yards for a score, rallying the Buffs into a 14-14 tie early in the second half. Barnes was the fourth Buff in a 14-game span to return a first career pick for a TD—**Marcus Washington** had a 95-yard theft for a score in the '96 Cotton Bowl against Oregon; **Vili Maumau** had a 33-yard interception for six (and a Hula dance) at Colorado State in 1996; and **Nick Ziegler** stole one for a 31-yard score against Washington in the '96 Holiday Bowl. In 1992, **Dwayne Davis** returned one 31 yards for a TD in a 21-20 win at Minnesota to start this amazing run.

➤ And two did it with their first punt returns: **Ben Kelly** (vs. Utah State in 1998) and **Jeremy Bloom** (vs CSU in 2002).

BUFFALO DINOSAURS

Through November 21, the longtime radio voice of the Buffs, **Larry Zimmer**, has called **485** CU games in his career, but string of **251** in a row came to an end after he was hospitalized last October 4 (he would miss the final six games in 2014). He's only missed 16 games overall; prior to the six due to illness, he had missed three bowls (two due to contracts forbidding teams to originate broadcasts), three regular season games due to travel conflicts and the four road games this season; his 400th at CU was also the 1,000 of his professional career. At their current school, only Bob Robertson, Washington State (551) and Bill Hillgrove, Pittsburgh (534) have called more games than Zim, who is tied for fourth in the number of years calling major college football for the same team (42nd season) behind Robertson (49th), Hillgrove (46th) and Don Fischer, Indiana (43rd; South Carolina's Tommy Suggs is also in his 42nd year). In 2009, Zim was honored as the 15th recipient of the Chris Schenkel Award, which recognizes those who have enjoyed a long and distinguished career broadcasting college football at a single institution (he has called **569** college games, including 50 for Michigan and 34 for CSU).

OTHER DINOSAURS: **Jon Burianek**, who retired as senior associate AD in June 2006, rejoined the department on a contract basis and has worked **444** CU football games, including a run of **415** in a row (229 of which were at home; he's seen a total of **461** overall, working and non-working). SID **Dave Plati** has worked **431** overall, including the last **389** (dating to the '83 finale). The late **Fred Casotti**, the school's longtime SID and associate AD between 1952-87, witnessed 477 CU football games in person prior to his passing in 2001; included within that was a string of 268 in a row at one time at Folsom Field. The record by a coach is held by **Brian Cabral**, who, including his playing days (46 games), was a part of 340 CU games (the last 294 in a row); former facilities man **John Krueger** worked 325 in all (1980s to 2012). Then there are CU's "Super Twins," **Betty Hoover** and **Peggy Coppom**, who have been to all but handful of CU's home games – since 1940 (they turn 91 on Nov. 22). And the late **F.M. "Dutch" Westerberg** is the all-timer; the long-time season ticket holder saw *every* CU home game (**394** of 'em) from 1921 until 1999, when he passed away at the age of 94.

STAT CREW: **Jack Landon** (son of one-time presidential candidate Alf Landon) is in his 43rd year as a member of the CU football stat crew; he joined the basketball crew in 1971 and then football two years later. Virginia did a survey on longest tenured state people, and Jack is 19th nationally.

NFL SCOUT WATCH

Colorado has 15 seniors on its 2015 roster, and if history holds, they will receive plenty of looks from scouts all around the National Football League; scouts/player personnel types pass through Boulder every season for a game and/or practice(s), with over three fourths of the league doing so on average every season. So far this year, **23** teams scouted the Buffs in person at games: Arizona, Atlanta, Buffalo, Carolina, Chicago, Cincinnati, Dallas, Denver, Detroit, Houston, Jacksonville, Kansas City, Miami, Minnesota, New England, N.Y. Giants, N.Y. Jets, Oakland, Pittsburgh, St. Louis, San Diego, San Francisco and Tennessee. Not including camps, **744** scouts have attended Colorado games since 2000 (home, road and neutral sites).

PLAYING ON SUNDAY: IN-THE-PROS

There are **10** former Colorado Buffaloes on National Football League rosters as of November 22; there were 10 on the rosters at the end of the 2014 season (12 at the end of 2013, 14 at the end of 2012, 15 at the end of 2011, 18 in 2010 and 22 in 2009). CU had continually been one of the top 20 producers for the last quarter century of NFL talent and at one time in the late 1970's had the most active players (47) of any school in the nation. The last time Colorado was in the top 10 in players produced was in 2002, coming in 10th — though with the same number (29) as were playing in 2006 when it was 19th. Nationally, CU was in the top four from 1996-99 (third in '09, fourth the other years). The active list (KEY: **Exp.**—denotes number of years in the league; **a**—active/physically unable to perform; **i**—on injured reserve; **p**—practice squad):



Player	Pos.	Team	Exp.
David Bakhtiari	OT	Green Bay Packers	2
i-Jalil Brown	CB	Indianapolis Colts	4
Mason Crosby	PK	Green Bay Packers	8
Justin Drescher	LS	New Orleans Saints	5
Brad Jones	OLB	Philadelphia Eagles	6
p-Will Pericak	DE	Seattle Seahawks	1
Tyler Polumbus	OT	Denver Broncos	7
Paul Richardson	WR	Seattle Seahawks	1
Jimmy Smith	CB	Baltimore Ravens	4
i-Nate Solder	OT	New England Patriots	4

Waived In Camp/In-Season*

Player	Pos.	Team	Exp.
Ryan Miller	OG	Dallas Cowboys	2
p-Daniel Munyer	OG	Kansas City Chiefs	R

(Tyler Polumbus played three games with Atlanta before being waived).

COACHES			
Name	Pos.	Team	Tie To Colorado
Eric Bieniemy	RB	Kansas City	Player, 1987-90; Asst. Coach, 2000-02, 10-11
Tom Cable	OL/AHC	Seattle	Asst. Coach, 1998-99
Moses Cabrera	Str/Cond	New England	Asst. S&C Coach, 2010
Jim Caldwell	Head Coach	Detroit	Asst. Coach, 1982-84
Karl Dorrell	WR	N.Y. Jets	Asst. Coach, 1992-93, 95-98
Jon Embree	TE	Tampa Bay	Player, 1983-86 Asst. Coach 1991-2002 Head Coach 2011-12
Nick Holz	QC/Offense	Oakland	Player, 2003-06
Vance Joseph	DB	Cincinnati	Player, 1990-94
Steve Logan	QB	San Francisco	Asst. Coach, 1985-86
Steve Marshall	OL	N.Y. Jets	Asst. Coach, 2000-01, 11-12
Robert Prince	WR	Detroit	Asst. Coach, 2010

PLAYER PERSONNEL/DEVELOPMENT		
Name	Team	Tie To Colorado
Dave McCloughan	Oakland (Asst., PP)	Player, 1987-90
Malcolm Blacken	Washington (Dir., PD)	Strength Coach, 2011-12
Matt Russell	Denver (Dir., PP)	Player, 1992-96/Butkus Award

CANUCKS: Two former Buffs continue to make livings north of the border in the Canadian Football League. **OG Edwin Harrison** is in his sixth year with the Calgary Stampeders, and LB Derrick Webb is in his first year on the Ottawa Rough Riders (practice squad).

DAD PLAYED ON SUNDAYS: Five players are the sons of former National Football League players: **DL Terran Hasselbach** (father Harald played with Washington and Denver); **DL Derek McCartney** (father Shannon Clavelle, Green Bay); **QB Steven Montez** (father Alfred, Oakland); **ILB Clay Norgard** (father Erik, 11 years with the Houston Oilers); and **CB Isaiah Oliver** (father Muhammad, five years with as many teams: Denver, Green Bay, Kansas City, Miami, Washington).

COLORADO HIGH SCHOOL COACHES: Six former Buffaloes are serving as high school head coaches in the state; the five who head prep programs: **Matt Flavin** (Buena Vista), **Phil Jackson** (Sierra), **Dave Logan** (Cherry Creek), **Mike Marquez** (Thornton), **Bill Mondt** (Eaton) and **Scott Yates** (Kent Denver); in addition, **Bob Simmons**, a member of Bill McCartney's staff from 1988-94, is the head coach at Boulder High and McCartney's second son, **Tom McCartney**, is the head coach at Boulder Fairview and was a one-time grad assistant for the Buffs ... when Simmons was also on the staff.

ALL-TIME CU PRO NOTE: How good was CU's 1994 offense? Ten of the 11 starters were drafted into the NFL (Tony Berti, Rae Carruth, Christian Fauria, Heath Irwin, Chris Naeole, Rashaan Salaam, Kordell Stewart, Bryan Stoltzberg, Derek West and Michael Westbrook), with the 11th signing as a free agent (Lepsis). All played, and three remain on NFL rosters some 11 years later. And six of the '94 defensive starters wound up playing professionally as well.

O-LINEMEN PIPELINE TO THE NFL

CU has been a solid conduit to the NFL League when it has come to offensive linemen and the research below indicates CU may very well be the place to go if an offensive lineman wants to take it to the next level. Dating back to the 1991 NFL draft, or the '87 recruiting class, 27 of 37 players who started at least two years on the Buff offensive line were either drafted or signed as free agents. The list is impressive (with three others who started just one season):

Full Years				Full Years			
Player	Pos	As A Starter	NFL (Round or FA)	Player	Pos	As A Starter	NFL (Round or FA)
Daniel Munyer	C/G	(3) 2012-14	Kansas City (FA)	Brad Bedell	G	(2) 1998-99	Cleveland (6)
David Bakhtiari	T	(3) 2010-12	Green Bay (4)	Shane Cook	T	(2) 1998-99	New Orleans (FA)
Ryan Miller	G	(5) 2007-11	Cleveland (5)	Ryan Johanningmeier	G/T	(3) 1997-98-99	Atlanta (FA)
*Nate Solder	T	(3) 2008-10	New England (1)	Melvin Thomas	G/T	(3) 1995-96-97	Philadelphia (7)
Daniel Sanders	G/C	(3) 2006-08	St. Louis (FA)	Chris Naeole	G	(3) 1994-95-96	New Orleans (1)
Edwin Harrison	G/T	(3) 2005-07	Kansas City (FA)	Heath Irwin	G	(3) 1993-94-95	New England (4)
Tyler Polumbus	T	(3) 2005-07	Denver (FA)	Bryan Stoltzberg	C	(4) 1992-93-94-95	San Diego (6)
Brian Daniels	G	(4) 2003-06	Minnesota (FA)	Derek West	T	(3) 1992-93-94	Indianapolis (5)
Mark Fenton	C	(3) 2004-06	Denver (FA)	Tony Berti	T	(2) 1993-94	San Diego (6)
Clint O'Neal	T	(2) 2004-05	Washington (FA)	Jay Leeuwenburg	C	(3) 1989-90-91	Kansas City (9)
Sam Wilder	T	(2) 2003-04	Dallas (FA)	Mark VanderPoel	T	(3) 1988-89-90	Indianapolis (4)
Marwan Hage	G/C	(3) 2001-02-03	Jacksonville (FA)	Joe Garten	G	(4) 1987-88-89-90	Green Bay (6)
Wayne Lucier	G/C	(2) 2001-02	N.Y. Giants (7)	One-Year Starters:			
Justin Bates	T/G	(3) 2000-01-02	Dallas (7)	Tom Ashworth	T	(1) 2000	New England (FA)
Andre Gurode	G/C	(3) 1999-00-01	Dallas (2)	Ben Nichols	G	(1) 1998	Atlanta (FA)
Victor Rogers	T	(3) 1999-00-01	Detroit (7)	Ariel Solomon	T	(1) 1990	Pittsburgh (10)

*—**Nate Solder** was elected as one of New England's captains this season (2015).

A LONG LINE OF WALK-ONS HAVE RISEN TO FIRST-TEAM AT COLORADO

After the NCAA reduced the number of scholarships from 95 to 85 (completed in 1992), more and more players have had to make their bones starting as walk-ons. Here's a short list (35 count) of some of the standout former and current walk-ons who rose to first-team status at Colorado:

Player	Pos	First Season	Letters	Notes
Willie Beebe	FB	1978	4L	Solid blocker who scored nine career touchdowns as a bruiser near the goal line
Kyle Rappold	NT	1985	3L	Known as the "trash compactor" for his stature, the Fort Lewis transfer clogged the run
Jeff Campbell	WR/KR	1986	4L	Earned scholarship second day of freshman camp; played five years in the NFL
Ken Culbertson	PK	1986	3L	Scored 98 points in CU's 11-0 run in '89 season, making 59-59 PAT and 11-17 FG
David Gibbs	CB	1986	4L	Solid corner and special teams performer, now coaching with NFL Kansas City Chiefs
Mark Henry	WR	1987	3L	Big play guy with 18 career catches for 416 yards, or 23.1 per catch
Robbie James	WR	1987	1L	Threw TD pass on third down FG fake at Oklahoma State to lead CU to 16-12 win in 1991
Charles Johnson	QB	1987	2L	Often subbed for an injured Darian Hagan, earning Orange Bowl MVP honors in '91 vs. Notre Dame
Erik Norgard	C	1987	2L	Walked on in the spring after transferring from Western Washington; All-Big 8 as a senior
Chris O'Donnell	LB/SN	1987	4L	Solid as a rock at long snapper on special teams all four years
Keith Miller	FB	1992	2L	From tiny Ovid, Colo., he was a solid blocking back. Now an opera singer with the MET.
Ryan Black	SS	1993	4L	Led team in tackles as a junior in 1996 with 154 (78 solo)
Ryan Sutter	FS	1993	3L	CU's all-time special team points leader, led Buffs in tackles (170, 98 solo) in 1997
Neil Voskeritchian	PK	1993	2L	Won the starting placekicker job in 1994, finished career ninth in scoring at CU (161 points)
Nick Pietsch	P	1996	4L	Led CU in punting in 1997-98-99, finished with a career average of 39.9
Beau Williams	TE	1998	2L	Primarily a blocking tight end, played a big role on CU's 2001 Big 12 title team
D.J. Hackett	WR	2001	2L	Walked on after CS-Northridge dropped football; led CU in receiving in '03, four-year NFL veteran
Tom Hubbard	FS	2001	2L	Defensive MVP of the 2004 Houston Bowl with two interceptions
Evan Judge	WR	2001	4L	Caught 69 balls for 903 yards to finish in top 20 in receiving yards
John Torp	P	2001	3L	Finished second for the '05 Ray Guy Award; set a school records with 205 punts, 65 inside the 20
Paul Creighton	TE	2002	4L	Also saw action at FB, he primarily was a
Greg Pace	SN	2002	4L	Took over all special team snapping chores early as a freshman and handled through senior year
Joel Klatt	QB	2003	3L	Former infielder in Padres organization went on to set 44 CU passing and total offense records
Cody Crawford	WR	2004	3L	Has cracked the school's all-time lists in catches and yards
Jeff Smart	ILB	2005	4L	Earned a scholarship 3 games into the 2007 season, first LB to do so under Cabral; second most tackles by a WO
Scotty McKnight	WR	2006	4L	First freshman WR to ever lead CU in receiving (43-488, 4 TD), finished first in career receptions and third in yards
Aric Goodman	PK	2008	3L	In his first season, he was awarded a scholarship after making the game-winning FG versus West Virginia
Jason Espinoza	WR	2008	3L	Suffered two breaks to his collarbone in '08, playing briefly in-between; co-first team WR in '09
Dustin Ebner	WR	2009	3L	Primarily on special teams until his senior year, when he became a regular in the rotation and caught his first TD pass
Keenan Stevens	C	2009	2L	Pressed into duty in the season opener due to injury, he soon became a fixture and started 10 games
Alex Wood	FB	2009	1L	Hybrid tight end/fullback worked exceptionally hard and became the first player from Steamboat to start in decades.
Scott Fernandez	TE	2010	2L	Ascended to the top of the depth chart his senior year ('13); first career catch was fifth longest (71 yards vs. UA).
Travis Sandersfeld	DB (N)	2010	4L	One of the CU's top perennial special teams performers, he emerged as the starting nickel back for 5 games in 2010
David Goldberg	DE	2011	3L	Coaches cited how hard he worked daily in practice and assumed a starting spot midway through his senior year
Darragh O'Neill	P	2011	2L	Had more punts (74) than any other freshman at CU, with his 42.3 average second best by a frosh in the NCAA
Ryan Moeller	FS	2013	1L	Starred at Rifle HS in the middle of the Colorado Rockies, top special teams performer and had 14 UT in first start

2015 TEAM MAKE-UP

The 111 players listed on the roster as of September 27 broke down into 15 seniors (6 fifth-year), 28 juniors, 33 sophomores, 35 freshmen (13 redshirt/22 true).

Lettermen Returning: 51 (20 offense, 28 defense, 3 specialists)**Lettermen Lost: 23 (11 offense, 10 defense, 2 specialists)**

Career/2014 starts in parenthesis; calculated by those with six-plus starts in 2014 or by who played the majority of snaps at a position.]

Starters Returning (14)—Offense 6: WR Shay Fields (10/10), OT Jeromy Irwin (11/11), C Alex Kelley (12/12), QB Sefo Liufau (18/11), RT Stephane Nembot (31/12), WR Nelson Spruce (33/12). **Defense 8:** FS Chidobe Awuzie (16/9), CB Ken Crawley (31/11), DE Jimmie Gilbert (10/9), ILB Addison Gillam (22/10), DE Derek McCartney (12/12), ILB Kenneth Oluigbode (12/12), SS Tedric Thompson (11/8), N John Walker (8/7).

Others Returning With Significant Starting Experience (10; min. 3 career starts)— TB Michael Adkins (3/1), FS Jered Bell (14/0), TE Sean Irwin (4/3), DT *Samson Kafovalu (6/2), S Marques Mosley (7/0), TB Christian Powell (24/3), DE Christian Shaver (3/3), DT Justin Solis (8/7), S Evan White (3/3), CB Yuri Wright (6/0). *—redshirted in 2014.

Others Returning With Significant Position Game Experience (15; two or fewer career starts)— WR Bryce Bobo, DE Tim Coleman, DE/FB George Frazier, QB Jordan Gehrke, DT *Tyler Henington, OG Gerrad Kough, WR Donovan Lee, TB Phillip Lindsay, DT Eddy Lopez, FS Ryan Moeller, FB Jordan Murphy, WR Devin Ross, ILB Ryan Severson (at KR), DE De'Jon Wilson, CB Ahkello Witherspoon.

Starters Lost (8)—Offense 5: LG Kaiwi Crabb (23/11), WR D.D. Goodson (13/8), TB Tony Jones (11/7), RG Daniel Munyer (39/12), TE Kyle Slavin (22/9). **Defense 3:** CB Greg Henderson (45/12), DT Juda Parker (22/12), DT Josh Tupou (31/12).

Others Lost With Significant Starting/Playing Experience (9)— C Brad Cotner, TB Malcolm Creer, ILB Brady Daigh, OLB Woodson Greer, WR Tyler McCulloch, OT Marc Mustoe, SS Terrel Smith, OLB K.T. Tu'umalo, S Richard Yates.

Specialists Returning (1)—SN Wyatt Smith.

Specialists Lost (2)— P Darragh O'Neill, PK Will Oliver.

AROUND THE NATION

Colorado has traditionally stocked its rosters primarily with players from three states: Colorado, California and Texas (80 percent of the entire roster—active, those reporting the first day of class and inactive—as of August 30: 89 of 111 players). The roll call of state producers for the Buffaloes: California **48**, Colorado **31**, Texas **10**, Arizona **5**, Georgia **2**, Hawai'i **2**, New York **2**, Utah **2**, Idaho **1**, Mississippi **1**, Pennsylvania **1**, South Carolina **1**, Washington **1**. That's **13** states total along with the District of Columbia (**3**) and **MEXICO** that has produced the make-up of this year's team.

➔ **AROUND THE WORLD:** Six Buffaloes were born outside of the United States: **DB Cameron Beemster** (Landstuhl, Germany), **PK Diego Gonzalez** (Monterrey, Mexico), **OL Jonathan Huckins** (London, England), **OL Alex Kelley** (Madrid, Spain; his parents were living there working as missionaries), **DL Stephane Nembot** (Douala, Cameroon) and **CB Yuri Wright** (Saint Vincent and the Grenadines in the Caribbean).

STAT SHOTS

Here are some interesting statistical bullets about Colorado football:

- ➔ **30+.** In its history, Colorado is **308-23-1** when scoring 30 or more points (three such losses in 2014, one this year), along with records of **220-8** with 35-plus points and **203-6** with 36-plus, **180-4** with 38-plus and **115-2** with 43 or more tallies. The six losses with 35 more points came to Air Force (58-35 in 1968), Oklahoma (82-42 in 1980), Stanford (41-37 in 1993), Toledo (54-38 in 2009), Kansas (52-45 in 2010), Utah (42-35 in 2012) and California (59-56 in 20T in 2014). CU has played **1,210** games in its history, registering point totals of every number between 0 and 70 except 1 (duh!) and 68, and has hit 75 and 109 above that mark.
- ➔ Colorado is **107-104-3** in its last **214** league games: within this record is a 25-game span in which CU did not lose a conference game, the fourth longest streak all-time in the Big Eight (1958-1995). Colorado was 23-0-2 during that run. Colorado, however, is **5-39** as a member of the Pac-12.
- ➔ **30 points / 3 TDs.** Colorado has scored 30 or more points in **134** of its last **320** games, posting a **115-18-1** record; the Buffs have scored at least three touchdowns in **211** of these games dating to the start of 1989; in this time frame, CU is **24-93-2** when held to two or fewer touchdowns.
- ➔ For years, the mark of a strong CU team was that the Buffaloes routinely averaged six or more yards on first down. But the last time the Buffs averaged six or more for a season was in 2001, their Big 12 Championship year. Colorado did it six times between 1989 and 1997, including a team record best of **7.2** in both 1989 and 1994.
 - ➔ Since 1966, CU has averaged less than **4.3** just seven times (last in 2012) and less than 4.1 once—3.5 in 1979. In 2012, the Buffs averaged **4.25** yards on first down, their lowest number since that 3.5 figure in 1979.
 - ➔ In 2013, the Buffs enjoyed their best season on first down in years: CU averaged over six yards in seven games and **5.83** for the season overall, their best since 2001 (6.7), and came back with another effort over five yards in 2014, averaging **5.36** per play.
 - ➔ In **2015**, the Buffs are averaging **5.84** per first down play.
- ➔ Dating back to the fifth game of the 1999 season, an OT win over Missouri, the Buffs have **55** scores by return, or non-offensive scores, in the last 17 seasons (highs of eight in 1999 and 2002). Since the '95 opener and including postseason, CU has **75** scores by return in **255** games (68 regular season, seven bowl). *Two this year after none in 2014, but five in 2013.*
- ➔ **200/200.** Colorado has accomplished the 200 "double-double," that is 200 yards both rushing and passing **40** times in the last **281** games, dating to 1993), having accomplished it four times under MacIntyre. CU averaged over 200 in each for the season in 1993, 1994 and in 200. The Buffs are **40-6** since 1981 when they have reached the 200 plateaus in both and **48-9** overall. *Prior to '93, CU had accomplished the feat only 19 times in its first 929 games in its history.*
- ➔ **600+.** Colorado is **16-1** all-time in games when it has gained 600 or more yards on offense; the first loss was last year when the Buffs had 630 in the 59-56 double overtime loss at California on Sept. 27, 2014. CU is **1-0** this season after rolling up 636 against Nicholls State.
- ➔ **Grass.** Colorado is **79-90** in its last **169** games on grass, including a **50-53** mark at home, dating back to the 1999 season when Folsom Field converted back to grass (**3-6** this season).
- ➔ **Artificial Turf.** Colorado is **96-57-3** in its last **156** games on non-grass fields dating back to 1989, including a **62-42-3** mark in conference games. CU is **1-2** this year after going 2-2 in 2014, 0-3 in 2013 and 1-2 in 2012.
- ➔ The Buffs have been a bit of an enigma on **third down** defensively dating back to 2003. That year, while opponents converted at an ordinary 34.6 percent clip (56-of-162), it's what they accomplished on the ones they made, gaining 966 yards on those 56 makes, or an average of **17.3** per play; otherwise, CU allowed just 61 yards on the other 106 plays, or just 0.6 per. In 2004, that number was **14.1** in 2005, **10.2**; in 2006, **12.0**; in 2007, **14.0**; in 2008, **9.7** (the only time under 10 in this span); in 2009, **15.7**; in 2010, **12.3**; in 2011, **13.7**; in 2012, **12.3**; in 2013, **11.2**.
 - ➔ Last year, CU allowed just 15 plays of 20 yards or more on third down: opponents overall gained **949** yards on **70** makes (**13.6** per) and had a net **82** yards on the other **105** plays (**0.78**).
 - ➔ So far in **2015**, CU has allowed 16 plays of 20 yards or more on third down; opponents have gained **1,055** yards on **80** makes (**13.2**), but on the **109** misses, have just **53** total yards (**0.49** per).
- ➔ **No Turns or Sacks.** Dating back to 1972, Colorado is **16-2** in games when not allowing a sack or committing a turnover, winning twice this season, in back-to-back games against Massachusetts and Colorado State, the first time it has happened in back-to-back games. It now marks three times under MacIntyre (including the 2014 CSU game); previous to that was against Cal in 2011 (both were losses). The last win previously had come against Nebraska in 2007 (65-51). In these 18 games, the Buffs have outscored the opponent by **725-389**, with only four games decided by less than 17 points.
- ➔ **Turnover Free.** Colorado has played **75** turnover-free games dating back to the 1946 season, owning a record of **50-21-4** in those games (**2-1** in bowls). Under MacIntyre, CU is **4-2** in miscue-free contests.
- ➔ Opponents have made **155-of-194** field goals dating back to 2006 (**80.1** percent), including **14-of-20** this year, **18-of-19** last year and **62-of-71** (87.9) dating back to the 2012 opener. The high percentage might be a byproduct of CU's defensive success at times inside its own 25, as the foe is **113-of-126** (89.4) on kicks inside 40 yards. In the same span, CU is **127-of-198** (64.1).
- ➔ Between 2010 and 2013, opponents had **279** plays of 20 yards or more, earning a combined **8,651** yards (31.0 yards per); the average annually has always hovered around 30 yards, which makes sense since the cutoff is all plays of 20 yards or longer. But it's the count that's the concern: in 2008, opponents had just **44** plays of 20-plus, followed by **53** (2009) and **50** (2010); those counts ballooned to **75** in 2011, **81** in 2012 and to **73** in 2013.
 - ➔ In 2013, opponents had **73** plays of 20 yards or more (out of 924), netting **2,316** yards (**31.7** per) and 41.2 percent of the total yards (5,616); 7.9 percent of opponent plays were of the 20+ variety.
 - ➔ In 2014, opponents had **72** plays that gained 20 or more yards (**8.5** percent of the **845** overall), with those collectively gaining **2,456** yards (1,472 pass/984 rush, **34.1** per).
 - ➔ In **2015**, the number is a bit reduced to date: opponents have **63** plays over 20 yards, totaling **2,150** yards (still 34.1 per).
- ➔ The Buffs averaged **439.2** yards per game in 2014, in part thanks to a school record eight games in a row with **400** or more, with an average **284.6** yards through the air. Colorado has averaged 400 or more yards per game over the course of an entire season just 14 times, before last year last doing so in 2001 (434.4), with the school record of 495.3 set during the 1994 season; CU gained 400-plus yards in nine of 11 regular season games that year. The Buffaloes have averaged over 300 yards passing in a season just once — 303.5 — in 1996, and came close the year before (297.2) and in 1992 (297.4); otherwise, CU has thrown for 250 or more per game just three times including 2014.
 - ➔ Through 12 games in 2015, CU is averaging **404.3** yards per outing; CU hasn't averaged 400-plus yards in back-to-back years since a five year run from 1992-96.
- ➔ Colorado rarely folds when the opponent is faced with a 3rd-and-20 or longer. Since Miami, Fla., converted on a 3rd-and-20 in its 35-29 win in Boulder in 1993, opponents are just **5-of-121** on 3rd-and-20 or more. The Buff defense had stopped the opponent 51 straight times until UCLA converted a 3rd-and-30 in 2003, and then 30 straight times before KU made good in '09; Stanford is the last to do it (2011; the opponent is now **0-of-20** since). The CU offense is **11-of-129** when it's faced with 3rd-and-20 plus in the same span.
- ➔ CU has scored in **36** of **48** quarters in 2015 (**35** of **48** quarters in 2014), and in **105** of **144** under MacIntyre (73 percent).

TRENDS

1985-2015

Since 1985, when the Buffs returned to their traditional winning ways after six frustrating years, Colorado is **203-170-4**; in these 377 games spanning the last 30-plus seasons, CU has posted the following records (including bowls):

◆ with 400-plus yards total offense	118-35-2	◆ when holding opponent under 300 yards total offense	94-20-1
◆ with 500-plus yards total offense	57-10-0	◆ when leading at halftime	160-32-2
◆ when converting 50 percent or better on 3rd down	80-13-1	◆ when leading after three quarters (159-20-3 in last 182)	165-24-3
◆ when punting three or fewer times	69-26-1	◆ when scoring 24 or more points	166-42-2
◆ with zero turnovers (150-69-2 with two or fewer)	40-18-2	◆ when held to 13 points or less	3-58-0
◆ when holding opponent to 17 points or less	117-19-1	◆ when not committing a turnover or allowing a sack	16- 2-0
◆ when holding opponent under 100 yards rushing	102-14-1	◆ when holding edge in 1st downs & possession time	114-36-2

TRENDS II

1989-2015

Since 1989, when the Buffs became a regular in the national rankings for the next 16 seasons, Colorado has posted an overall record at **176-151-4**. Here are some trends during this time frame (331 games over the last 27 seasons, including bowls):

➤ when running more plays than the opponent	99-63-3	➤ when rushing for 200-plus yards	86-10-1
➤ with 400-plus yards total offense (52-10 with 500-plus)	104-35-2	➤ when rushing for 250-plus yards	58- 2-1
➤ when scoring 30 or more points	115-18-1	➤ when rushing for 300-plus yards	33- 0-1
➤ when leading in possession time (57-91-1 when not)	119-60-3	➤ when rushing and passing for at least 200 yards	38- 6-0
➤ when making 20-plus first downs	113-57-1	➤ when passing for 200-plus yards	97-80-2
➤ when converting 50 percent or better on 3rd down	66-11-1	➤ when passing for 300-plus yards (11-3-1 400-plus)	30-27-1
➤ when scoring first	110-41-1	➤ when passing for more yards than rushing	90-126-2
➤ with zero turnovers (133-93-2 with two or fewer)	34-18-2	➤ when holding edge in 1st downs & possession time	97-36-2
➤ when holding opponent to 17 points or less	92-13-1	➤ when holding edge in field position	130-40-1
➤ when holding opponent under 100 yards rushing	86-14-1	➤ when not committing a turnover or allowing a sack	15- 2-0
➤ when holding opponent under 300 yards total offense	72-15-1	➤ when out-rushing the opponent	141-21-3
➤ when average field position is CU 30+ (27-3 40+)	123-58-2	➤ when owning the edge in return yards	123-54-2
➤ when play selection is 50 percent rushing calls	142-48-2		

TRENDS III

MacINTYRE ERA (2013-PRESENT)

Mike MacIntyre took over the Buffalo program in 2013; here are some numbers through 36 games (**10-26** record):

Category		Category	
➤ when scoring 20 or more points (1-9 when not)	9-17	➤ when leading after three (1-22 trailing, 3-1 tied)	6- 3
➤ when scoring 30 or more points	7- 6	➤ when holding opponent under 70 plays	4- 8
➤ when scoring 40 or more points	6- 1	➤ when holding opponent under 100 yards rushing	2- 0
➤ when scoring 50 or more points	0- 1	➤ when holding opponent under 300 yards offense	4- 0
➤ when holding opponent to 17 points or less	5- 0	➤ when rushing for 200-plus yards	3- 4
➤ in games decided by 7 points or less	3- 8	➤ when rushing for 250-plus yards (1-0 300-plus)	2- 0
➤ with two or fewer turnovers (5-2 with zero)	9-17	➤ when rushing for more yards than passing	4- 4
➤ when turnover margin was plus or even	10- 9	➤ with a 100-yard rusher	3- 4
➤ when not throwing an interception or allowing a sack	3- 1	➤ when rushing and passing for at least 200 yards	1- 3
➤ when scoring first (3-19 when not)	7- 7	➤ when passing for 200-plus yards	7-17
➤ when running 90 or more plays	1- 6	➤ with 400-plus yards total offense	8-10
➤ when leading at halftime	6- 6	➤ with 500-plus yards total offense (1-1 with 600-plus)	3 - 4
➤ when trailing at halftime (2-2 when tied)	2-18		

TURNOVERS ARE INDEED COSTLY

Most head coaches believe that when it comes to turnovers, they are one of the single most important factors in winning or losing ball games. Statistics back up the argument, as the below shows that it is definitely better to take than to give over the last 27 seasons. A closer look:

	Turnovers Committed	Turnovers Forced	+/-	Scoring Off Turnovers PF	PA	+/-
176 WINS	282	431	+ 149	1,406	596	+810
MacINTYRE ERA (10 WINS)	9	21	+12	66	31	+ 35
151 LOSSES (& 4 TIES)	363	230	- 133	547	1292	- 755
MacINTYRE ERA (26 LOSSES)	53	30	-24	66	249	- 183
27-SEASON TOTALS (331 Games)	645	661	+ 16	1,943	1,888	+ 55
MacINTYRE ERA (36 GAMES)	62	51	- 11	132	280	- 148

POST BYE WEEKS

Colorado is **25-21** in games following a bye week since 1948, when the Buffaloes joined the Big Seven Conference; CU stopped playing Denver in an annual Thanksgiving game that year and byes became much rarer. In fact, the Buffs had just five bye weeks between 1948 and 1984 (going 3-2; one was created in 1963 after the assassination of JFK). Since 1985, CU has had at least one bye in 27 of 29 seasons, with two weeks off 11 of those years and one season with three idle Saturdays (2001, due to the Sept. 11 terrorist attacks). CU is **22-19** in games following byes dating back to 1985, which includes an **0-4** mark as a member of the Pac-12 Conference (losing to Arizona State in 2012, at Oregon State in 2013 and at USC last year). CU has no bye weeks in 2015.

2015 ANNIVERSARIES

The annual listing of what happened years ago, or anniversaries of 5, 10 and 25-year increments:

- 1890** (Nov. 15) The 125th anniversary of CU's first football game, a 20-0 setback to the Denver Athletic Club (in Denver).
- 1905** Due to a disagreement with the powers-that-be with the Colorado Football Association, Colorado pulls out of the league for the 1905 season, only to rejoin a year later. Thus, 105 is the last year in CU football history it competed as an independent (going 8-1 and outscoring the foe 359-28).
- 1910** The 105th anniversary of the second of three 6-0 teams in a row while establishing the school's all-time winning streak of 21 games between 1908 and 1912. It's the first year of the Rocky Mountain Faculty Athletic Conference (RMAC), and the Buffs allow a single field goal all year in outscoring the opponent 119-3.
- 1920** (Nov. 25) CU closes a 4-1-2 season with a 40-7 win at Oklahoma State, the program's most decisive win outside of the state's borders in 21 seasons of competition and one that wouldn't be bested until a 48-7 win at Brigham Young in 1934 (sans a 43-0 win over an Hawaiian All-Star team in 1924).
- 1935** **Kayo Lam** becomes the first player in CU history to rush for 1,000 yards (1,043 in nine games), and CU wins its first outright conference title in 11 seasons by going 5-1 in RMAC play, sealing the title with a 14-0 win at Denver on Thanksgiving Day. And an unknown sophomore from Wellington, Colo., named **Byron White** put on a CU uniform for the first time.
- 1940** (Oct. 26) In a 62-0 win over Wyoming in Boulder, 10 different players score for the Buffaloes—still a record to this day. Seven different players score touchdowns (**Paul McClung** and **Leo Stasica** scored two), while three others tack on the conversions.
- 1950** Though it's Colorado's third year as a member of the Big 7 Conference, Oklahoma finally appears as a conference opponent for the first time. The Sooners win a tough 27-18 battle in Boulder, the first of many over the course of the decade where CU was a thorn in the side of an Oklahoma team that was in the midst of a 47-0-1 run in conference play (the lone tie a 21-21 affair with the Buffs in 1952).
- 1955** After a 34-13 win at Kansas State, the Buffs improve to 4-0 and vault to No. 14 in the nation prior to their annual showdown with Oklahoma; the following week in Norman, the No. 3 Sooners topple the Buffs, 56-21 in CU's first game as a ranked team against a ranked opponent.
- 1960** (Oct. 29) After going 0-9-1 in the previous decade against Oklahoma, the Buffs start off the new one with a 7-0 win over the Sooners in Boulder; the schools would split the 10 games in the 1960s with five wins apiece. When coupled with a 19-6 win over Nebraska the previous week, it's the first time CU defeats NU and OU in the same calendar year.
- 1965** After three straight 2-8 seasons after the program was ravaged by NCAA sanctions, **Eddie Crowder's** third team goes 6-2-2; the season opener at Wisconsin (Sept. 18) is the last 0-0 tie in Colorado history and one of the last in college football.
- 1970** (Sept. 26) No. 4 Penn State visits Boulder riding a 31-game unbeaten streak, but the No. 18 Buffaloes end the Nittany Lions impressive run with a 41-13 win before a national televised audience on ABC. The Buffs jump 10 spots in the AP poll to No. 8 (still the school best for improvement from one week to the next), and **Phil Irwin** becomes the first CU football player to grace the cover of *Sports Illustrated* the following week (and the jinx holds true as CU loses 21-20 at Kansas State). On Nov. 21, the Buffs close the regular season with a 49-19 blowout of No. 10 Air Force in the Springs.
- 1975** (Oct. 4) The Buffs almost knocked off No. 1 Oklahoma in Norman, but did knock the Sooners from No. 1 to No. 2 in the polls. CU pulled to within the eventual final score of 21-20 with 1:19 left, but elected to go for the tie against OU, which was riding a 32-game unbeaten streak at the time. The extra point kick sailed off to the left. Coach **Bill Mallory** went for the tie on the belief that a tie could give CU the conference championship later in the year. The Buffs finished the season with a 9-3 mark, finishing third in the Big 8.
- 1980** (Oct. 4) A total of 63 school, conference and national records are set in Oklahoma's 82-42 win over the Buffaloes in Boulder. It was one of 10 losses on the year for CU, which recorded its worst record at the time (1-10) in 91 seasons of intercollegiate football.
- 1985** CU earned a bowl invitation for the first time since 1976, and wins the NCAA Most Improved Team Award (+5½ games over the 1-10 record in 1984). In a move that shocked the football world, Bill McCartney announced the Buffs would run the wishbone offense in 1985; the Buffs finish 7-5, CU's first winning season since 1978 (7-5) after going 14-51-1 the previous six seasons.
- 1990** Colorado clinches its first national championship in football with a 10-9 win over Notre Dame in the Orange Bowl, the second team to do so when playing what was deemed the nation's toughest schedule. Wins over Stanford, Texas, Washington, Oklahoma and Nebraska (the latter two back-to-back for the second straight year) highlighted CU's 11 wins. **Alfred Williams** wins the Butkus Award, becoming the first player in CU history to win one of college football's major postseason trophies. And unbeknownst to all involved at the time, CU gets a fifth down at Missouri to score the winning touchdown as time expired. In actuality, Colorado had two second downs when the marker and scoreboard did not change.
- 1995** CU overcomes 10 players drafted into the NFL (seven in the first 71 picks) to have a 10-win season, with all seven seniors invited to play in the Hula Bowl, **Rick Neuheisel** wins his debut as head coach with a 43-7 drubbing of Wisconsin on the road, the only CU head coach to win his first game since 1932. **QB Koy Detmer** is lost for the season with a knee injury early on, but **John Hessler** fills in and leads CU to a 10-2 mark and a Cotton Bowl win over Oregon.
- 2000** (Oct. 28) **QB Craig Ochs** becomes the first player in Colorado history to rush for a touchdown, throw for a touchdown and catch a touchdown pass in CU's 37-21 win over Oklahoma State. The lone instance in CU history was the 16th time in NCAA history at the time that this trifecta occurred.
- 2005** Colorado reappeared in the national rankings after a 25-month drought, but the Buffaloes couldn't remain there after a 7-2 start, losing their final four games of the year. CU did win the Big 12 North Division and appear in the league championship game for the fourth time in five years (a feat matched by no other team in either division). **PK Mason Crosby** was the runner-up for the Lou Groza Award, becoming CU's first-ever first-team All-American placekicker, and **P John Torp** finished second in the balloting for the Ray Guy Award.
- 2010** Unbeknownst at the time, but CU embarks on its 15th and final year as a member of the Big 12 Conference; the Buffs open the year 3-1, capped by a 29-27 win over Georgia in Boulder, but could muster just a 2-6 league record as coach **Dan Hawkins** was dismissed with three games left.

BUFF BLEMISHES

Colorado has a history of inflicting blemishes on some of the teams who have traditionally fared well at home. The top five home records last decade (1990-99) belonged to Florida State (55-1-1), Nebraska (62-3), Florida (57-4), Texas A & M (55-4-1) and Kansas State (57-5-1). That's a combined 287-17-3; but of those 20 losses or ties, CU was responsible for five of them. CU won at Nebraska in 1990, at Texas A & M in 1996, and was 2-2-1 at Kansas State in the 90s. The Buffs also snapped the Aggies 22-game home winning streak—started late in 1996, after losses to CU then Texas Tech. In 2001, CU won at Kansas State, snapping a 58-game home winning streak by the Wildcats against unranked teams, and was only the second KSU home loss in a 29-game span. CU almost added Georgia to this list in 2006, but fell 14-13 after leading 13-0 entering the fourth quarter.

COLORADO BY THE NUMBERS ALL-TIME HISTORIC

- 6-7** Colorado's record in overtime games (**1-0** this year).
- 7** The number of Buffaloes enshrined in the College Football Hall of Fame (six players: Byron White, Joe Romig, Dick Anderson, Bobby Anderson, Alfred Williams, John Wooten; and one coach: Bill McCartney)
- 16-2** Colorado's record in games since 1972 when not committing a turnover or allowing a quarterback sack (**2-0** this year).
- 16** The number of career interceptions by CU's all-time leader, **S John Stearns** (1970-72).
- 26-10** Colorado's record in games in its history when it has had a 100-yard rusher and a 100-yard receiver in the same game.
- 28** The number of national championships CU has won in its athletic history: 20 skiing, 7 cross country (5 men's/2 women's), 1 football.
- 30** The number of tackles by **LB Jeff Geiser** against Kansas State on Nov. 24, 1973, CU's single game record (5 solo, 25 assists).
- 30** The number of states CU has played a football game in with the addition of Massachusetts in 2014
- 35** The number of career quarterback sacks by CU's all-time leader, **OLB Alfred Williams** (1987-90).
- 42-30** Colorado's all-time record in games decided by one (27-17) or two (15-13) points.
- 52** The number of all-time players who have rushed for 1,000 or more yards in a CU uniform (seventh in the NCAA).
- 52-18** Colorado's record in games against unranked teams in the month of November, dating back to 1989.
- 60** The length of the school record field goal **PK Mason Crosby** made against Iowa State in 2004.
- 62-36** The final score of CU's 2001 win over BCS No. 1 Nebraska, which earned the Buffs the Big 12 North title.
- 64** The length of the pass from **QB Kordell Stewart** to **WR Michael Westbrook** (via **WR Blake Anderson** tip), known as "The Catch" at Michigan.
- 66** The number of wins Colorado has over teams ranked in the Associated Press weekly polls (23rd most all-time; **43** since 1989, 18th most).
- 67** The length of **TB Charlie Davis'** TD run against Oklahoma State on Nov. 13, 1971, one that put him over the 1,000-yard mark for the season.
- 67** The length of **TB Rashaan Salaam's** TD run against Iowa State on Nov. 19, 1994, one that put him over the 2,000-yard mark for the season.
- 72** The number of yards that 64-yard pass was in the air, thrown from the CU 32 to four yards deep in the end zone to rally CU to a 27-26 win.
- 78-15-4** Colorado's record in games from 1989-96, the nation's fourth best overall record in the nation during that time frame.
- 93** The number of wins by Bill McCartney, CU's all-time winningest coach (93-55-5, 1982-94).
- 198, 6** The number of rushing yards and touchdowns, respectively, by **TB Chris Brown** against Nebraska on Nov. 23, 2001 in CU's 62-36 win.
- 215** The number of career receptions by CU's all-time reception leader, **WR Scotty McKnight** (2007-10).
- 220-8** Colorado's all-time record in games when it has scored 35 or more points (**308-22-1** with 30 or more points, with **115-2** with 43 or more).
- 233** The number of players from CU who have played in the National Football League, a top 20 figure nationally.
- 238** The number of national or regional regular season games CU has had on television since 1990, one of the top 10 figures in the nation.
- 242** The number of consecutive games Colorado scored in between 1988 and 2008, the ninth-longest all-time in Division I football.
- 284** The number of receiving yards by **WR Paul Richardson** (vs. California, Sept. 10, 2011), breaking the old mark of **222** first set by **WR Walter Stanley** (vs. Texas Tech, Sept. 12, 1981) and then matched by **WR Rae Carruth** (at Missouri, Nov. 2, 1996).
- 293** The number of times Colorado has been ranked in the Associated Press weekly poll (23rd most all-time).
- 303** The number of wins Colorado has at Folsom Field since it opened on Oct. 1, 1924 (299-158-10).
- 307** The number of career points by CU's all-time scoring leader, **PK Mason Crosby** (2003-06).
- 342** The number of rushing yards by **TB Charlie Davis** against Oklahoma State on Nov. 13, 1971, CU's single-game rushing record.
- 362** The number of all-purpose yards by **TB Rashaan Salaam** at Texas on Oct. 1, 1994, CU's single-game record (317 rushing, 45 receiving).
- 465** The number of passing yards by **QB Mike Moschetti** against San Jose State on Sept. 11, 1999, CU's single-game passing record.
- 485** The number of games long-time announcer **Larry Zimmer** has called on the radio for the Buffaloes, the most by anyone in CU history.
- 493** The number of career tackles by CU's all-time leading tackler, **ILB Barry Remington** (1982-86).
- 533** The number of passing yards against Northeast Louisiana on Sept. 16, 1995, CU's single-game record.
- 551** The number of rushing yards at Arizona on Oct. 11, 1958, CU's single-game record.
- 685** The number of wins Colorado has in its history (23rd most all-time).
- 767** The number of yards of total offense against San Jose State on Sept. 11, 1999, CU's single-game record.
- 1,149** The number of receiving yards by **WR Charles Johnson** in 1992, CU's single-season record.
- 1,210** The number of games Colorado has played in its history (123rd season of intercollegiate football).
- 2,055** The number of rushing yards **TB Rashaan Salaam** had in 1994 (the fourth at the time with a 2,000-yard season), on his way to the Heisman.
- 2,548** The number of career yards by CU's all-time receiving leader, **WR Michael Westbrook** (1991-94).
- 3,156** The number of passing yards by **QB Koy Detmer** in 1996, CU's single-season record.
- 3,940** The number of career yards by CU's all-time rushing leader, **TB Eric Bieniemy** (1987-90).
- 5,345** The elevation in feet of CU's Folsom Field (field level), the third highest stadium elevation in the FBS (behind Wyoming and Air Force).
- 7,409** The number of career yards by CU's all-time passing leader, **QB Cody Hawkins** (2007-10).
- 7,770** The number of career yards by CU's all-time total offense leader, **QB Kordell Stewart** (1991-94).

MONTHLY TAB

Dating back to 1989, the Buffs are and **57-46-1** in their last **104** November games (**51-34** against all-comers aside from Nebraska, going 6-12-1 against NU in turkey month, and **52-18** against unranked teams). Colorado is **53-54-2** in its last **109** October games and **59-37** in its last **96** September games, a pretty decent record considering the quality of non-conference schedule CU almost annually plays. CU is **5-7** in December games since 1993, including bowls, and is **3-3-1** in August games in its history.

PAC-12 BOWL AGREEMENTS FOR 2015

Here are the Pac-12 bowl agreements that were signed ahead of the 2014 season and run through 2020 (unless the sun explodes and engulfs the Earth). Here's the conference's lineup for the 2015 bowl season:

- # 1 Rose Bowl presented by Northwestern Mutual (or Orange or Cotton bowls, if the Pac-12 has teams in the top four for the CFB playoff; otherwise, champion will play in the Rose vs. Big Ten/At-large)
- # 2 Valero Alamo (vs. Big 12)
- # 3 National University Holiday (vs. Big Ten)
- # 4 Foster Farms (vs. Big Ten)
- # 5 Hyundai Sun (vs. ACC)
- # 6 Royal Purple Las Vegas (vs. MWC)
- # 7 Cactus (vs. Big Ten)

RANKED "UNDEFEATEDS" FALL AT FOLSOM

Eleven ranked, undefeated teams have lost their "0" in the loss column at Folsom Field since 1989. The last was Kansas in 2009, as the Jayhawks (5-0) hit town ranked No. 17 and lost 34-30. In 2007, Oklahoma (4-0) rolled in ranked No. 3 and left with a 27-24 setback; in 2002, Kansas State came to Boulder ranked No. 13 at 4-0 and lost, 35-31. Two bit the dust in 2001: Nebraska (11-0, No. 1 in the BCS and No. 2 in the polls) fell 62-36 game to the Buffs, as did Texas A & M (5-0, No. 20), 31-21. In 1998, No. 22 Texas Tech (6-0) lost 19-17; in 1995, No. 3 Texas A&M (2-0) lost, 29-21; in 1994, No. 10 Wisconsin (2-0) was crushed, 55-17; and in 1990, No. 12 Washington (3-0) left a 20-14 loser. In 1989, No. 10 Illinois (2-0) lost 38-7 and No. 3 Nebraska (8-0) fell, 27-21. *(Not included is a 43-10 win over No. 23-FCS Charleston Southern in 2013, which came to Boulder with a 7-0 mark.)*

STREAKING

Colorado has active multiple win streaks going against nine Division I-A schools. The list: 5—Air Force; 4—San Jose State; 3—Minnesota, Utah State, Wyoming; 2—Iowa, Louisiana-Monroe, Massachusetts and Notre Dame. CU's longest current losing streaks are to Southern California (10), Arizona State and Oregon (7) and Washington (6), Missouri, Stanford and Texas (5), and Arizona, LSU, Ohio State and UCLA (4).

THE PRIMO TWENTY-FOUR

Colorado is one of just 24 schools in I-A/FBS history to be able to make the claim of winning (or sharing) a national championship and also having a Heisman Trophy winner. The criteria for national championship consideration included those crowned by the *Associated Press*, the coaches and the BCS; 30 total schools at one point in the past have been able to claim the throne. This prestigious short list (Alabama is the latest to join, doing so in 2009):

School	National Championships	Heisman Trophies	School	National Championships	Heisman Trophies
Alabama	1961-64-65-73-78-79-92-09-11-12	2009	Nebraska	1970-71-94-95-97	1972-83-2001
Army	1944-45	1945-46-58	Notre Dame	1943-46-47-49-66-73-77-88	1943-47-49-53-56-64-87
Auburn	1957-2010	1971-85-2010	Ohio State	1942-54-57-68-2002	1944-50-55-74-75-95-2006
Brigham Young	1984	1990	Oklahoma	1950-55-56-74-75-85-2000	1952-69-78-2003-08
Colorado	1990	1994	Penn State	1982-86	1973
Florida	1996-2006-08	1966-96-2007	Pittsburgh	1937-76	1976
Florida State	1993-99-2013	1993-2000-13	Syracuse	1959	1961
Georgia	1980	1942-82	Texas	1963-69-70-2005	1977-98
Louisiana State	1958-2003	1959	Texas A & M	1939	1957-2012
Miami, Fla.	1983-87-89-91-2001	1986-92	TCU	1938	1938
Michigan	1948-97	1940-91-97	UCLA	1954	1967
Minnesota	1936-40-60	1941	USC	1962-67-72-74-78-2003-04	1965-68-79-81-2002-04-05

Schools with national championships and no Heisman winner are Michigan State (2), Tennessee (2) and Clemson, Georgia Tech, Maryland and Washington (all 1).

THE BUFFS & COLLEGE FOOTBALL HARDWARE

Colorado is in an elite group when it comes to claiming college football's prestigious trophies dating back to the 1990 season. A proliferation of awards has emerged since the late 1980s, and the Buffs are near the top of the list when it comes to collecting these statues. CU has had seven different players win nine trophies over the last 25 seasons (1990-2014), the 15th most nationally when it comes to trophies (but tied for 12th in the number of *different* players who have been honored). The below postseason "hardware" count includes the Heisman Trophy and the Lombardi, Maxwell, Walter Camp, Butkus, Thorpe, O'Brien, Uinitas, Groza, Biletnikoff, Doak Walker, Nagurski, Bednarik, Mackey, Tatupu (defunct), Ray Guy, Rimington, Lott, Hendricks, Hornung and Bullworth (on-field player awards only—for example, if the Draddy/Campbell was included, CU would have one more on each list; so players only, no coaches, no "fad" awards around for a year or two, and no Disney Spirit, Orange Bowl Courage and ARA Sportsmanship awards). The list of schools that have had winners between 1990 and 2014 (players only; LSU and Michigan players shared the 2004 Rimington Award and thus were both compensated for in the trophy count):

School	Players	Trophies	School	Players	Trophies	School	Players	Trophies	School	Players	Trophies
Florida State	12	22	Arizona	6	9	Tennessee	3	5	Louisiana Tech	2	3
Ohio State	12	21	UCLA	7	8	Brigham Young	2	5	Maryland	2	3
Texas	10	21	Georgia	5	8	Georgia Tech	4	4	Virginia Tech	2	3
Oklahoma	10	17	Iowa	7	7	Kansas State	4	4	California	2	2
Miami, Fla.	9	17	Texas A&M	6	7	Oklahoma State	4	4	Michigan State	2	2
Florida	8	15	Auburn	4	7	Minnesota	3	4	Missouri	2	2
Michigan	8	15	Pittsburgh	3	7	Mississippi	3	4	Tulane	2	2
Alabama	12	14	Stanford	4	6	Arizona State	2	4	Utah	2	2
Nebraska	9	14	Boston College	3	6	Baylor	2	4	Virginia	2	2
Penn State	8	14	Oregon	2	6	Northwestern	1	4	Wake Forest	2	2
Notre Dame	7	14	Texas Tech	5	5	Illinois	3	3	West Virginia	2	2
Wisconsin	10	13	TCU	4	5	Memphis	3	3	North Carolina	1	2
USC	7	12	Louisville	4	5	Oregon State	3	3	Cincinnati	1	1
Louisiana State	7	11	Washington	4	5	Purdue	3	3	Colorado State	1	1
COLORADO	7	9	Arkansas	3	5	Clemson	2	3	East Carolina	1	1

2015 OPPONENT SCHEDULES & RESULTS

HAWAII (2-10)

COLORADO	W 28-20
at Ohio State	L 0-38
UC DAVIS	W 47-27
at Wisconsin	L 0-28
at Boise State	L 0-58
at SAN DIEGO STATE	L 14-28
at New Mexico	L 27-28
at Nevada	L 20-30
at AIR FORCE	L 7-58
at Nevada-Las Vegas	L 21-41
at FRESNO STATE	L 14-42
at SAN JOSE STATE	L 23-42
N 28 LOUISIANA-MONROE	

MASSACHUSETTS (2-9)

at Colorado	L 14-48
TEMPLE	L 23-25
at Notre Dame	L 27-62
FLORIDA INTERNATIONAL	W 24-14
at Bowling Green	L 38-62
at KENT STATE	L 10-15
at TOLEDO	L 35-51
at Ball State	L 10-20
at AKRON	L 13-17
at Eastern Michigan	W 28-17
at MIAMI-OHIO	L 13-20
N 27 at Buffalo	

COLORADO STATE (6-5)

SAVANNAH STATE	W 65-13
MINNESOTA (OT)	L 20-23
Colorado (Denver; OT)	L 24-27
at Texas-San Antonio	W 33-31
at Utah State	L 18-33
at BOISE STATE	L 10-41
at AIR FORCE	W 38-23
at SAN DIEGO STATE	L 17-41
at Wyoming	W 26-7
at NEVADA-LAS VEGAS	W 49-35
at New Mexico	W 28-21
N 28 at Fresno State	

NICHOLLS STATE (3-8)

at Louisiana-Monroe	L 0-47
at Incarnate Word	L 10-20
at Colorado	L 0-48
at McNEESE STATE	L 7-37
at Stephen F. Austin	L 24-28
at HOUSTON BAPTIST	W 38-17
at Sam Houston State	L 7-37
at NORTHWESTERN STATE	L 21-37
at Lamar	W 30-28
at CENTRAL ARKANSAS	L 31-34
at Southeastern Louisiana	W 27-24

OREGON (8-3)

EASTERN WASHINGTON	W 61-42
at Michigan State	L 28-31
GEORGIA STATE	W 61-28
at UTAH	L 20-62
at Colorado	W 41-24
at WASHINGTON ST. (20T)	L 38-45
at Washington	W 26-20
at Arizona State (30T)	W 61-55
at CALIFORNIA	W 44-28
at Stanford	W 38-36
at SOUTHERN CALIFORNIA	W 48-28
N 27 at OREGON STATE	

ARIZONA STATE (6-5)

Texas A&M (at Houston)	L 17-38
CAL POLY	W 35-21
NEW MEXICO	W 34-10
at SOUTHERN CALIFORNIA	L 14-42
at UCLA	W 38-23
at COLORADO	W 48-23
at Utah	L 18-34
at OREGON (30T)	L 55-61
at Washington State	L 24-38
at WASHINGTON	W 27-17
at ARIZONA	W 52-37
N 28 at California	

ARIZONA (6-6)

TEXAS-SAN ANTONIO	W 42-32
at Nevada	W 44-20
NORTHERN ARIZONA	W 77-13
at UCLA	L 30-56
at Stanford	L 17-55
at OREGON STATE	W 44-7
at Colorado	W 38-31
at WASHINGTON STATE	L 42-45
at Washington	L 3-49
at Southern California	L 30-38
at UTAH (20T)	W 37-30
at Arizona State	L 37-52

OREGON STATE (2-9)

WEBER STATE	W 26-7
at Michigan	L 7-35
SAN JOSE STATE	W 35-21
at STANFORD	L 24-42
at Arizona	L 7-44
at Washington State	L 31-52
at COLORADO	L 13-17
at Utah	L 12-27
at UCLA	L 0-41
at California	L 24-54
at WASHINGTON	L 7-52
N 27 at Oregon	

UCLA (8-3)

VIRGINIA	W 34-16
at Nevada-Las Vegas	W 37-3
BRIGHAM YOUNG	W 24-23
at Arizona	W 56-30
at ARIZONA STATE	L 23-38
at Stanford	L 35-56
at CALIFORNIA	W 40-24
at COLORADO	W 35-31
at Oregon State	W 41-0
at WASHINGTON STATE	L 27-31
at Utah	W 17-9
N 28 at Southern California	

STANFORD (9-2)

at Northwestern	L 6-16
CENTRAL FLORIDA	W 31-7
at Southern California	W 41-31
at Oregon State	W 42-24
at ARIZONA	W 55-17
at UCLA	W 56-35
at WASHINGTON	W 31-14
at Washington State	W 30-28
at Colorado	W 42-10
at OREGON	L 36-38
at CALIFORNIA	W 35-22
N 28 NOTRE DAME	

SOUTHERN CALIFORNIA (7-4)

ARKANSAS STATE	W 55-6
IDAHO	W 59-9
at STANFORD	L 31-41
at Arizona State	W 42-14
at WASHINGTON	L 12-17
at Notre Dame	L 31-41
at UTAH	W 42-24
at California	W 27-21
at ARIZONA	W 38-30
at Colorado	W 27-24
at Oregon	L 28-48
N 28 at UCLA	

WASHINGTON STATE (8-3)

PORTLAND STATE	L 17-24
at Rutgers	W 37-34
WYOMING	W 31-14
at California	L 28-34
at Oregon (20T)	W 45-38
at OREGON STATE	W 52-31
at Arizona	W 45-42
at STANFORD	L 28-30
at ARIZONA STATE	W 38-24
at UCLA	W 31-27
at COLORADO	W 27-3
N 27 at Washington	

UTAH (8-3)

MICHIGAN	W 24-17
UTAH STATE	W 24-14
at Fresno State	W 45-24
at Oregon	W 62-20
at CALIFORNIA	W 30-24
at ARIZONA STATE	W 34-18
at Southern California	L 24-42
at OREGON STATE	W 27-12
at Washington	W 34-23
at Arizona (20T)	L 30-37
at UCLA	L 9-17
N 28 at COLORADO	

KEY:

- ◆—Pac-12 Conference game;
- at—Mountain West game;
- ◆—Mid-American Conference game;
- ◆—Southland Conference game

OPPONENTS & 2015 SCHEDULE TIDBITS

The 13 opponents on the 2015 Colorado schedule combined for a 94-74 record in 2014 (56.0 winning percentage); the 12 FBS foes were 94-62 (60.3 percent). Five teams won 10 or more games a year ago, with eight playing in bowl games (including Oregon in the first-ever College Football Playoff national title game). It also includes 10 teams that CU played in 2014 (the Buffaloes went 2-8 against those schools). Stanford and Washington State reappear on the 2015-16 CU schedules as CU had them in the 2012-13 Pac-12 rotation.

- The Buffaloes will have two weeknight games in 2015, opening the season on a Thursday at Hawaii (Sept. 3), CU's first ever season-opener on a Thursday, with the home finale on a Friday, Nov. 13 against Southern California.
- Colorado will travel 13,732 air miles during the regular season this fall, or the equivalent of just over 55 percent around the Earth (24,901 miles at the equator). The longest round trip will be to play Hawai'i in Honolulu: 6,658 miles. Other round trip distances via the skies: Arizona State (Tempe: 1,178), Oregon State (Corvallis: 1,946), UCLA (Los Angeles: 1,666), Washington State (Pullman: 1,512), Utah (Salt Lake City: 712) and Colorado State (Denver: 60).
- The Buffaloes opened a season for just the fourth time in the last 19 seasons against someone other than Colorado State when they traveled to Hawai'i; CU did not open against the Rams in 2001 (Fresno State), 2006 (Montana State) or 2011 (at Hawai'i).
- The season finale against Utah will again be on a Saturday (Nov. 28); CU had played the Friday after Thanksgiving from 1996 through 2012, a span of 17 seasons, but in 2013 and since, the rivalry game with the Utes has returned to Saturday as the Pac-12's television partners (ESPN, FOX) are opting for other games for the Friday slots.
- Conference misses: the Buffaloes will not play California or Washington this year or in 2016 (Oregon is now the only North Division opponent CU has yet to miss).
- The Buffaloes have no bye weeks in 2015, one of just two schools nationally to play 13 consecutive weeks. The other? It's opening foe, Hawai'i.



2015 PAC-12 COMPOSITE SCHEDULE & RESULTS

Week One (Sept. 5)

(Sept. 3) HAWAII 28, **Colorado 20**
 (Sept. 3) UTAH 24, Michigan 17
 (Sept. 3) ARIZONA 42, Texas-San Antonio 32
 (Sept. 4) OREGON STATE 26, Weber State 7
 (Sept. 4) BOISE STATE 16, Washington 13
 CALIFORNIA 73, Grambling State 14
 OREGON 61, Eastern Washington 52
 UCLA 34, Virginia 16
 Northwestern 16, STANFORD 6
 Portland State 24, WASHINGTON STATE 17
 Texas A & M 38, Arizona State 17 (at Houston)
 SOUTHERN CALIFORNIA 55, Arkansas State 6

Week Two (Sept. 12)

(Sept. 11) UTAH 24, Utah State 14
COLORADO 48, Massachusetts 14
 Arizona 44, NEVADA 20
 ARIZONA STATE 35, Cal Poly 21
 CALIFORNIA 35, San Diego State 7
 MICHIGAN 35, Oregon State 7
 MICHIGAN STATE 31, Oregon 28
 SOUTHERN CALIFORNIA 59, Idaho 9
 STANFORD 31, Central Florida 7
 UCLA 37, NEVADA-LAS VEGAS 3
 WASHINGTON 49, Sacramento State 0
 Washington State 37, RUTGERS 34

Week Three (Sept. 19)

(Sept. 18) ARIZONA STATE 34, New Mexico 10
Colorado 27, Colorado State 24 (at Denver)
 *Stanford 41, SOUTHERN CALIFORNIA 31
 ARIZONA 77, Northern Arizona 13
 California 45, TEXAS 44
 OREGON 61, Georgia State 28
 OREGON STATE 35, San Jose State 21
 UCLA 24, Brigham Young 23
 Utah 45, FRESNO STATE 24
 WASHINGTON 31, Utah State 17
 WASHINGTON STATE 31, Wyoming 14

Week Four (Sept. 26)

(Sept. 25) *Stanford 42, OREGON STATE 24
COLORADO 48, Nicholls State 0
 *California 30, WASHINGTON 24
 *UCLA 56, ARIZONA 30
 *Utah 62, OREGON 20
 *Southern California 42, ARIZONA STATE 14

Week Five (Oct. 3)

*Oregon 41, **COLORADO 24**
 *CALIFORNIA 34, Washington State 28
 *Arizona State 38, UCLA 23
 *STANFORD 55, Arizona 17

Week Six (Oct. 10)

(Oct. 8) *Washington 17, SOUTHERN CALIFORNIA 12
 *ARIZONA STATE 48, **Colorado 23**
 *ARIZONA 44, Oregon State 7
 *UTAH 30, California 24
 *Washington State 45, OREGON 38 (2 OT)

Week Seven (Oct. 17)

(Oct. 15) *STANFORD 56, UCLA 35
 *Arizona 38, **COLORADO 31**
 *Oregon 26, WASHINGTON 20
 *UTAH 34, Arizona State 18
 *WASHINGTON STATE 52, Oregon State 31
 NOTRE DAME 41, Southern California 31

Week Eight (Oct. 24)

(Oct. 22) *UCLA 40, California 24
 ***Colorado 17**, OREGON STATE 13
 *SOUTHERN CALIFORNIA 42, Utah 24
 *Washington State 45, ARIZONA 42
 *STANFORD 31, Washington 14

Week Nine (Oct. 31)

(Oct. 29) *Oregon 61, ARIZONA STATE 55
 *UCLA 35, **Colorado 31**
 *Southern California 27, CALIFORNIA 21
 *Stanford 30, WASHINGTON STATE 28
 *UTAH 27, Oregon State 12
 *WASHINGTON 49, Arizona 3

Week Ten (Nov. 7)

*Stanford 42, **COLORADO 10**
 *OREGON 44, California 28
 *SOUTHERN CALIFORNIA 38, Arizona 10
 *UCLA 41, OREGON STATE 0
 *Utah 34, WASHINGTON 23
 *WASHINGTON STATE 38, Arizona State 24

Week Eleven (Nov. 14)

(Nov. 13) *Southern California 27, **COLORADO 24**
 *ARIZONA 37, Utah 30 (2 OT)
 *Arizona State 27, WASHINGTON 17
 *CALIFORNIA 54, Oregon State 24
 *Oregon 38, STANFORD 36
 *Washington State 31, UCLA 27

Week Twelve (Nov. 21)

* WASHINGTON STATE 27, **Colorado 3**
 *ARIZONA STATE 52, Arizona 37
 *OREGON 48, Southern California 28
 *STANFORD 35, California 22
 *UCLA 17, UTAH 9
 *Washington 52, OREGON STATE 7

Week Thirteen (Nov. 28)

(Nov. 27) *Washington State at Washington (FOX), 1:30 p.m.
 (Nov. 27) *Oregon State at Oregon (FS-1), 2:00 p.m.
 *Colorado at Utah (PAC12), 12:30 p.m.
 *UCLA at USC (ABC/ESPN2), 1:30 p.m.
 *Arizona State at California (FS-1), 8:00 p.m.
 Notre Dame at Stanford (FOX), 5:30 p.m.

Week Fourteen (Dec. 5)

Pac-12 Championship Game (at Santa Clara, Calif.;
 ABC or ESPN, 5:45/6:00 p.m.)

All times listed are MDT/MST. *—denotes Pacific-12 Conference game. Television selections Sept. 26 and beyond are made on 12 days' notice by the Pac-12 television partners (ESPN/ABC, FOX/FOX Sports 1 or 2, Pac-12 Networks); ESPN/ABC also has an option of utilizing a 6-day selection process three times annually. With the advent of the Pac-12 Networks (National; Arizona, Mountain, Oregon, Northern California, Southern California, Washington), all conference games and all home non-league games will again be televised in 2014. ABC's standard afternoon regional telecast window is at 1:30 p.m. MT in addition to a number of prime-time windows (6 p.m. MT; those games will be selected from the Pac-12, American Athletic, ACC, Big 10 or Big 12). ESPN/ESPN 2 will utilize several windows, including a 7 p.m. MT window on Thursdays, with those games preselected ahead of the season.

2015 PAC-12 CONFERENCE STANDINGS

South Division (-3)

School (AP/Coaches/CFP)	conference-----					overall-----					Next Up
	W	L	Pct.	Pts	Opp	W	L	Pct.	Pts	Opp	
UCLA (#22/#23/-)	5	3	.625	274	219	8	3	.727	369	261	N 28 at Southern California
Southern California (RV/RV/#24)	5	3	.625	247	219	7	4	.636	392	275	N 28 UCLA
Utah (RV/#25/#13)	5	3	.625	250	193	8	3	.727	343	248	N 28 COLORADO
Arizona State	4	4	.500	276	275	6	5	.545	362	344	N 28 at California
Arizona	3	6	.333	278	363	6	6	.500	441	428	bowl game TBA
COLORADO	1	7	.125	163	271	4	8	.333	306	337	N 28 at Utah

North Division (+3)

School (AP/Coaches/CFP)	conference-----					overall-----					Next Up
	W	L	Pct.	Pts	Opp	W	L	Pct.	Pts	Opp	
Stanford (#13/#12/#11)	8	1	.889	368	219	9	2	.818	405	242	N 28 NOTRE DAME
Oregon (#18/#18/#23)	6	2	.750	316	298	8	3	.727	466	399	N 27 OREGON STATE
Washington State (#20/#20/-)	6	2	.750	294	229	8	3	.727	379	301	N 27 at Washington
California	3	5	.375	237	252	6	5	.545	390	317	N 28 ARIZONA STATE
Washington	3	5	.375	216	170	5	6	.455	309	203	N 27 WASHINGTON STATE
Oregon State	0	8	.000	118	329	2	9	.182	186	392	N 27 at Oregon

A LOOK AT THE PAC-12 DIVISIONS

After the Pac-12 announced it was expanding to 12 teams in 2010 with the additions of Colorado (June 10) and Utah (June 17), later that year the divisions in football only were announced: CU and Utah joined Arizona, Arizona State, Southern California and UCLA in the Pac-12 South; the Oregon and Washington schools along with Cal and Stanford would comprise the Pac-12 North. Here's a look at the divisions and the all-time records of each program as listed by the NCAA through November 21 (with 2015 records in parenthesis):

PAC-12 SOUTH	Season	Games	W	L	T	Pct.	PAC-12 NORTH	Season	Games	W	L	T	Pct.
Arizona (6-6).....	112	1,071	595	443	33	.571	California (6-5).....	120	1,219	649	519	51	.555
Arizona State (6-5).....	103	993	596	373	24	.613	Oregon (8-3).....	120	1,160	636	478	46	.567
Colorado (4-8).....	126	1,210	685	489	36	.582	Oregon State (2-9).....	119	1,148	525	573	50	.483
Southern California (7-4).....	123	1,197	812	331	54	.701	Stanford (9-2).....	109	1,118	622	447	49	.577
UCLA (8-3).....	97	1,024	592	395	37	.595	Washington (5-6).....	126	1,191	701	440	50	.611
Utah (8-3).....	122	1,130	650	449	31	.588	Washington State (8-3).....	120	1,107	517	545	45	.489
Totals		6,625	3930	2480	215	.610	Totals		6,943	3650	3002	291	.547

ALL-TIME PAC-12 HEAD-TO-HEAD SERIES RECORDS

A look at the team versus team football histories in the Pac-12 (won-lost-tied; does not include vacated games):

School	UA	ASU	CAL	COLO	OREG	OSU	STAN	UCLA	USC	UTAH	WASH	WSU	Totals
Arizona	39-39-1	17-14-2	5-13	16-25	22-14-1	14-15	14-23-2	8-31	19-20-2	11-20-1	26-15	192-228- 9
Arizona State	39-39-1	15-17	7-0	16-18	27-13-1	17-12	12-19-1	12-20	20-7	19-14	27-13-2	211-172- 5
California	14-17-2	17-15	5-3	37-36-1	35-32	41-48-6	32-53-1	30-68-5	5-5	39-53-4	45-27-5	301-356-24
Colorado	13-5	0-7	3-5	8-12	3-5	3-6	2-9	0-10	31-27-3	5-9-1	5-4	73- 99- 4
Oregon	25-16	18-16	36-37-1	12-8	62-46-10	32-43-1	28-39	20-38-2	20-9	45-58-5	47-34-6	341-344-25
Oregon State	14-22-1	13-27-1	32-35	5-3	46-62-10	25-54-3	16-42-4	11-61-4	11-8-1	34-62-4	47-50-3	254-426-31
Stanford	15-14	12-17	48-41-6	6-3	43-32-1	54-25-3	39-45-3	30-61-3	2-4	40-41-4	40-25-1	329-308-21
UCLA	23-14-2	19-12-1	53-32-1	9-2	39-28	42-16-4	45-39-3	31-45-7	11-3	40-30-2	40-19-1	352-240-21
USC	31-8	20-12	68-30-5	10-0	38-20-2	61-11-4	61-30-3	45-31-7	10-4	51-29-4	59-9-4	454-184-29
Utah	20-19-2	7-20	5-5	27-31-3	9-20	8-11-1	4-2	3-11	4-10	1-8	7-7	95-144- 6
Washington	20-11-1	14-19	53-39-4	9-5-1	58-45-5	62-34-4	41-40-4	30-40-2	29-51-4	8-1	69-32-6	384-318-31
Washington State	15-26	13-27-2	27-45-5	4-5	34-47-6	50-47-3	25-40-1	19-40-1	9-59-4	7-7	32-69-6	226-353-24

PERCEPTION

Here's a quick fact when it comes to CU and Utah joining the Pac-12: the two are travel partners, and most assumed it wouldn't be a cozy as the other five pairs. Well, first of all, it's not like they travel together, the same teams will roll into Boulder and Salt Lake City the same weekends, and the other schools will host CU and Utah in one order or the other. The campus of CU and Utah are 356 miles apart; did you know Washington and Washington State's campuses are 252 miles apart? And the Arizona schools are separated by 102 miles; the others are all under 40, with USC and UCLA the closest. Bottom line is that CU and Utah are not really that far out of whack (Texas A&M and Texas Tech are further apart than the Buffs and the Utes by some 29 miles).



FOLSOM FIELD RANKED SEVENTH TOUGHEST PLACE TO PLAY

Yahoo! Sports in 2012 came out with its top 25 toughest places to play list, and lo and behold, Folsom Field came in at No. 7. In ranking CU in that spot, Yahoo! wrote: "Folsom Field, home of the Colorado Buffaloes, is one of the most underrated venues in college sports. The fans here always cheer hard and loud, and they are quite respectful and friendly to visiting fans." The Top 10 were comprised of: 1. Ohio State (*Ohio Stadium*); 2. Florida (*Ben Hill Griffin Stadium, a.k.a. the Swamp*); 3. Louisiana State (*Tiger Stadium, a.k.a., Death Valley*); 4. Auburn (*Jordan-Hare Stadium*); 5. Michigan State (*Spartan Stadium*); 6. Miami, Fla. (*Sun Life Stadium*); 7. **Colorado (Folsom Field)**; 8. West Virginia (*Mountaineer Field at Milan Puskar Stadium*); 9. Iowa (*Kinnick Stadium*); 10. Texas A&M (*Kyle Field*). The next Pac-12 school on the list was Oregon (*Autzen Stadium*) at No. 21, with Washington at No. 23 (*Husky Stadium*).

FOLSOM FIELD #1

LawnStarter.com recently ranked its top 16 College Football Stadiums with the Best Natural Scenery, and lo and behold, coming in at the top was CU's own **Folsom Field**. The top 10: 1. **Folsom Field (Colorado)**; 2. Lavell Edwards Stadium (BYU); 3. Utah Stadium (Utah); 4. Romney Stadium (Utah State); 5. Rose Bowl (UCLA); 6. Sun Bowl (UTEP); 7. Ryan Field (Northwestern); 8. Scott Stadium (Virginia); 9. Michie Stadium (Army); 10. Kidd Brewer Stadium (Appalachian State); 11. Dowdy-Ficklen Stadium (East Carolina); 12. Dix Stadium (Kent State); 13. Memorial Stadium (California); 14. Kenan Stadium (North Carolina); 15. Memorial Stadium (Kansas); 16. Spartan Stadium (San Jose State).

The same publication ranked CU's natural grass field the third best national behind Iowa State (Jack Trice Field) and Northwestern (Ryan Field).

300+ AT FOLSOM

Colorado won its 300th game at Folsom Field in 2013 and is now **303-166-10** in 92 seasons playing its home games at Folsom. The first game at Folsom was Oct. 11, 1924 (*then known as Colorado Stadium, built at a cost of \$75,000*); previous, CU was **73-17-6** at Gamble Field and **19-5** on other grass areas of campus; the Buffs are **395-189-16** all-time at home. Colorado's last winning record at home was in 2010, when the Buffaloes went 4-2; over the 2011-12 seasons, CU was just 1-10 in Boulder before going 3-3 in Folsom in Mike MacIntyre's first season.

ACTIVE COLORADO CAREER STATISTICAL CHARTS

RUSHING

Rk	Player (Seasons)	Att.	Yards	Avg.	TD
1	Eric Bieniemy (1987-90)	699	3,940	5.63	41
2	Rodney Stewart (2008-11)	809	3,598	4.45	25
3	Rashaan Salaam (1992-94)	486	3,057	6.29	33
4	Bobby Purify (2000-04)	595	3,016	5.07	20
5	Charlie Davis (1971-73)	538	2,958	5.50	24
10	Bob Anderson (1967-69)	568	2,367	4.17	34
11	Lee Rouson (1981-84)	581	2,296	3.95	10
12	Lamont Warren (1991-93)	488	2,242	4.59	22
13	Cortlen Johnson (1998-2001)	445	2,199	4.94	20
14	Kayo Lam (1933-35)	313	2,140	6.84	18
15	Mervin Hodel (1949-51)	502	2,102	4.19	24
16	J.J. Flannigan (1987-89)	328	2,096	6.39	27
17	Christian Powell (2012-15)	460	2,039	4.43	18
20	John Bayuk (1954-56)	367	1,943	5.29	23
25	William Harris (1965-67)	330	1,585	4.80	4
35	Erich Kissick (1986-89)	256	1,297	5.07	8
40	Emerson Wilson (1953-55)	261	1,185	4.54	14
41	Jim Kelleher (1973-76)	276	1,166	4.22	19
42	Michael Adkins II (2013-15)	226	1,145	5.08	12
52	Wilmer Cooks (1965-67)	288	1,004	3.49	16
53	Phillip Lindsay (2014-15)	210	996	4.74	6
54	Willie Beebe (1978-81)	229	967	4.22	9
55	David Williams (1973-75)	276	959	3.47	12
56	Homer Jenkins (1953-55)	194	922	4.75	10
57	Harry Narcisian (1947-49)	227	894	3.94	8

PASSING

Rk	Player (Seasons)	Att-Com-Int	Pct.	Yards	TD	Rating
1	Cody Hawkins (2007-10)	1214-667-41	54.9	7,409	60	115.76
2	Sefo Liufau (2013-15)	1093-688-30	62.9	7,397	49	129.10
3	Joel Klatt (2002-05)	1095-666-33	60.8	7,375	44	124.63
4	Kordell Stewart (1991-94)	785-456-19	58.1	6,481	33	136.47
5	Tyler Hansen (2008-11)	872-505-28	57.9	5,705	35	119.69
6	Koy Detmer (1992-96)	594-350-25	58.9	5,390	40	148.95
7	Mike Moschetti (1998-99)	607-366-19	60.3	4,797	33	138.36
8	John Hessler (1994-97)	627-347-26	55.3	4,788	34	129.09
9	Steve Vogel (1981-84)	688-309-33	44.9	3,912	27	96.03
10	Darian Hagan (1988-91)	424-213-19	50.2	3,801	27	137.59

TOTAL OFFENSE

Rk	Player (Seasons)	Rush	Pass	Total	TDR
1	Sefo Liufau (2013-15)	445	7,397	7,842	54
2	Kordell Stewart (1991-94)	1,289	6,481	7,770	48
3	Cody Hawkins (2007-10)	-159	7,409	7,250	67
4	Joel Klatt (2002-05)	-130	7,375	7,245	47
5	Tyler Hansen (2008-11)	478	5,705	6,183	43

RECEIVING (Receptions)

Rk	Player (Seasons)	No.	Yards	Avg.	TD
1	Nelson Spruce (2012-15)	289	3,236	11.2	22
2	Scotty McKnight (2007-10)	215	2,521	11.7	22
3	Michael Westbrook (1991-94)	167	2,548	15.3	19
4	Paul Richardson (2010-13)	156	2,412	15.5	21
5	Phil Savoy (1994-97)	152	2,176	14.3	14
5	Javon Green (1997-2000)	136	2,031	14.9	17
7	Rae Carruth (1992-96)	135	2,540	18.8	20
8	Derek McCoy (2000-03)	134	2,038	15.2	20
9	Charles E. Johnson (1990-93)	127	2,447	19.3	15
10	Monte Huber (1967-69)	111	1,436	12.9	5
15	Darrin Chiaverini (1995-98)	97	1,199	12.4	6
16	D.J. Hackett (2002-03)	93	1,194	12.8	9
16	Rodney Stewart (2008-11)	93	969	10.4	0
18	Shay Fields (2014-15)	92	1,084	11.8	8
19	*Dave Hestera (1981-83)	91	1,057	11.6	2
20	Tony Jones (2011-14)	90	558	6.2	3
56	Bryce Bobo (2014-15)	45	391	8.7	3
60	Donovan Lee (2014-15)	39	206	5.3	1
88	Phillip Lindsay (2014-15)	35	280	8.0	0
83	Christian Powell (2012-15)	33	229	6.9	0
91	Devin Ross (2013-15)	30	344	11.5	2

RECEIVING (Yards)

Rk	Player (Seasons)	No.	Yards	Avg.	TD
1	Nelson Spruce (2012-15)	289	3,236	11.2	22
2	Michael Westbrook (1991-94)	167	2,548	15.3	19
3	Rae Carruth (1992-96)	135	2,540	18.8	20
4	Scotty McKnight (2007-10)	215	2,521	11.7	22
5	Charles E. Johnson (1990-93)	127	2,447	19.3	15
10	*Daniel Graham (1998-2001)	106	1,543	14.6	11
11	Monte Huber (1967-69)	111	1,436	12.9	5
12	Dusty Sprague (2004-07)	103	1,261	12.2	4
13	Mike Pritchard (1987-90)	47	1,241	26.4	10
14	Marcus Stiggers (1996-99)	80	1,223	15.1	10
15	Ron Brown (1981-85)	57	1,217	21.4	8
16	Darrin Chiaverini (1995-98)	97	1,199	12.4	6
17	D.J. Hackett (2002-03)	93	1,194	12.8	9
18	Toney Clemons (2010-11)	86	1,162	13.5	11
19	*Jon Embree (1983-86)	80	1,166	14.6	5
20	Loy Alexander (1983-85)	78	1,107	14.2	8
21	Tyler McCulloch (2011-14)	88	1,089	12.4	6
22	Shay Fields (2014-15)	92	1,084	11.8	8
23	Dave Logan (1972-75)	68	1,078	15.9	4
24	Patrick Williams (2005-08)	104	1,070	10.3	3
25	*Christian Fauria (1991-94)	98	1,058	10.8	11
30	James Kidd (1993-96)	58	944	16.3	9

ALL-PURPOSE YARDS

Rk	Player (Seasons)	Rush	Rec	KOR	PR	Total
1	Rodney Stewart (2008-11)	3,598	969	239	22	4,828
2	Eric Bieniemy (1987-90)	3,940	380	31	0	4,351
3	Hugh Charles (2004-07)	2,659	552	411	0	3,622
4	Byron White (1935-37)	1,864	234	506	973	3,577
5	Herchell Troutman (1994-97)	2,487	725	240	91	3,543
6	Bobby Purify (2000-04)	3,016	508	0	0	3,524
7	Nelson Spruce (2012-15)	2	3,236	63	183	3,484
8	Rashaan Salaam (1992-94)	3,057	412	13	0	3,482
9	Charlie Davis (1971-73)	2,958	131	75	0	3,164
10	Carroll Hardy (1951-54)	1,999	38	853	225	3,115
30	Paul Richardson (2010-13)	38	2,412	0	4	2,454
34	Christian Powell (2012-15)	2,039	229	28	0	2,296
35	Eddie Dove (1956-58)	1,612	270	250	146	2,278
36	Phillip Lindsay (2014-15)	996	280	969	0	2,245

YARDS FROM SCRIMMAGE

Rk	Player (Seasons)	Rush	Rec	Total
1	Rodney Stewart (2008-11)	3,598	969	4,567
2	Eric Bieniemy (1987-90)	3,940	380	4,320
3	Bobby Purify (2000-04)	3,016	508	3,524
4	Rashaan Salaam (1992-94)	3,057	412	3,469
5	Nelson Spruce (2012-15)	2	3,236	3,238
6	Herchell Troutman (1994-97)	2,487	725	3,212
7	Hugh Charles (2004-07)	2,659	552	3,211
8	Charlie Davis (1971-73)	2,958	131	3,089
9	Lee Rouson (1981-84)	2,296	699	2,995
10	Cortlen Johnson (1998-2001)	2,199	691	2,890

SCORING

Rk	Player (Seasons)	TD	2Pt	EP-EPA	FG-FGA	PTS
1	Mason Crosby (2003-06)	0	0-0	109-117	66-88	307
2	Will Oliver (2011-14)	0	0-0	129-131	50-69	279
3	Eric Bieniemy (1987-90)	42	1-1	0-0	0-0	254
4	Jeremy Aldrich (1996-99)	0	0-0	87-95	48-64	231
5	Bobby Anderson (1967-69)	35	1-2	0-0	0-0	212
10	Mervin Hodel (1949-51)	28	0-0	0-0	0-0	168
19	James Mayberry (1975-78)	25	0-0	0-0	0-0	150
19	Rodney Stewart (2008-11)	25	0-0	0-0	0-0	150
21	Dave Haney (1968-70)	0	0-0	86-92	21-35	149
22	John Bayuk (1954-56)	24	0-0	0-0	0-0	144
23	Nelson Spruce (2012-15)	23	1-1	0-0	0-0	140
24	Bob Stransky (1955-57)	21	0-0	12-22	0-0	138
24	Lamont Warren (1991-93)	23	0-0	0-0	0-0	138
24	Scotty McKnight (2007-10)	23	0-0	0-0	0-0	138
41	Christian Powell (2012-15)	18	0-0	0-0	0-0	108
55	Diego Gonzalez (2014-15)	0	0-0	33-33	18-28	87

ACTIVE COLORADO CAREER STATISTICAL CHARTS, CONTINUED

KICK SCORING

Rk	Player (Seasons)	EP-EPA	FG-FGA	PTS
1	Mason Crosby (2003-06)	109-117	66-88	307
2	Will Oliver (2011-14)	129-131	50-69	279
3	Jeremy Aldrich (1996-99)	87-95	48-64	231
4	Tom Field (1979-83)	82-86	36-55	190
5	Aric Goodman (2008-10)	93-96	25-47	168
16	Diego Gonzalez (2014-15)	33-33	18-28	87

PUNTING

Rk	Player (Seasons)	No.	Yards	Avg.	Long	In 20
1	Mark Mariscal (1999-2002)	99	4,632	46.79	68	25
2	Barry Helton (1984-87)	153	6,873	44.92	68	44
3	Keith English (1985-88)	55	2,457	44.67	77	21
4	Zack Jordan (1950-52)	137	6,113	44.62	78	23
5	John Torp (2002-05)	205	9,145	44.61	72	65
6	Boyd Dowler (1956-58)	106	4,623	43.61	70	28
7	Tom Rouen (1989-90)	90	3,855	42.83	65	27
8	Mitch Berger (1991-93)	168	7,177	42.72	74	44
9	Darragh O'Neill (2011-14)	281	12,001	42.71	62	95
10	Homer Jenkins (1953-55)	58	2,428	41.86	70	12

INSIDE THE 20: O'Neill 95, Torp 65, DiLallo 61, Koleski 51, Berger 44, Helton 44.

KICKOFF RETURNS

Rk	Player (Seasons)	No.	Yards	Avg.	TD
1	Ben Kelly (1997-99)	64	1,798	28.1	3
2	Terrence Wheatley (2003-07)	56	1,350	24.1	0
3	Josh Smith (2007-08)	50	1,276	25.5	1
4	M.J. Nelson (1986-89)	51	1,198	23.5	0
5	Walter Stanley (1980-81)	49	1,172	23.9	1
6	Bill Symons (1962-64)	43	1,051	24.4	1
7	Phillip Lindsay (2014-15)	41	969	23.6	0
8	Brian Lockridge (2007-11)	44	968	22.0	1
9	Roman Hollowell (1998-2001)	44	914	20.8	0
10	Ryan Severson (2013-15)	40	872	21.8	0
11	Stephone Robinson (2004-07)	49	867	17.7	0
12	Carroll Hardy (1951-54)	31	853	27.5	0
13	Billy Waddy (1973-76)	32	849	26.5	2
14	Howard Ballage (1976-78)	30	764	25.5	2
15	Cliff Branch (1970-71)	30	755	25.2	2
19	Marques Mosley (2012-15)	23	604	26.3	1
21	Donovan Lee (2014-15)	23	586	25.5	0

INTERCEPTIONS

Rk	Player (Seasons)	No.	Yards	Avg.	TD
1	John Stearns (1970-72)	16	339	21.2	0
2	Chris Hudson (1991-94)	15	204	13.6	2
3	Dick Anderson (1965-67)	14	151	10.8	0
3	Terrence Wheatley (2003-07)	14	154	11.0	2
5	Tim James (1987-90)	13	120	9.2	0
9	Four tied with	10
22	Jerred Bell (2010-15)	7	165	23.6	1

TACKLES

Rk	Player (Position, Seasons)	UT	AT	—	TOT	TFL
1	Barry Remington (LB, 1982-86)	245	248	—	493	21- 60
2	Matt Russell (LB, 1993-96)	282	164	—	446	44-144
3	Greg Biekert (LB, 1989-92)	280	161	—	441	33- 73
4	Jordan Dizon (LB, 2004-07)	293	147	—	440	35-137
5	Ted Johnson (LB, 1991-94)	253	156	—	409	21- 61
6	Laval Short (DL, 1976-79)	141	231	—	372	37-239
7	Chad Brown (LB, 1989-92)	242	127	—	369	38-169
8	Michael Jones (LB, 1986-89)	218	131	—	349	13- 41
9	Thaddeus Washington (LB, 2003-06)	202	136	—	338	25- 80
10	Michael Lewis (DB, 1998-2001)	225	111	—	336	17- 73
20	Hannibal Navies (LB, 1995-98)	182	92	—	274	20- 75
30	Ruben Vaughan (DL, 1975-78)	108	145	—	253	28-115
40	Ryan Olson (DT, 1994-97)	134	108	—	242	28-107
50	Troy Archer (DL, 1974-75)	122	103	—	225	23-143
60	Bud Magrum (LB, 1971-72)	78	137	—	215	18- 99
64	Chidobe Awuzie (DB, 2013-15)	173	34	—	207	15- 56
67	Addison Gillam (LB, 2013-15)	139	65	—	204	20- 81
68	Pat Murphy (DB, 1968-70)	87	114	—	201	8- 28
69	Ken Crawley (DB, 2013-15)	164	36	—	200	8- 20
70	Gary Campbell (LB, 1974-75)	97	101	—	198	6- 32
71	Robbie Robinson (DB, 1999-2001)	137	60	—	197	4- 18

72	Terrel Smith (DB, 2010-12)	130	66	—	196	2- 8
72	Sean Tufts (LB, 2000-03)	113	83	—	196	12- 27
74	John Stearns (DB, 1970-72)	105	89	—	194	0- 0
75	Rashidi Barnes (DB, 1996-99)	122	71	—	193	10- 65
75	Mark Shoop (DL, 1980-82)	105	88	—	193	11- 39
77	Joel Steed (DL, 1988-91)	122	70	—	192	31-109
78	Ron Woolfork (LB, 1990-93)	133	57	—	190	53-303
78	Kyle Rappold (DL, 1985-87)	115	75	—	190	19- 63
80	Herb Orvis (DL, 1969-71)	79	110	—	189	32-214
80	Dave Capra (DL, 1968-70)	58	131	—	189	25- 95
100	Jalil Brown (DB, 2007-10)	113	54	—	167	5- 9
100	Tedric Thompson (DB, 2013-15)	123	44	—	167	5- 11
---	Kenneth Olughode (LB, 2013-15)	97	59	—	156	4- 7

QUARTERBACK SACKS

Rk	Player (Seasons)	No.	Yards
1	Alfred Williams (1987-90)	35	242
2	Ron Woolfork (1990-93)	33	241
3	Greg Jones (1992-96)	25	158
4	Laval Short (1976-79)	24½	192
5	Abraham Wright (2004-06)	21	151

TACKLES FOR LOSS

Rk	Player (Seasons)	No.	Yards
1	Alfred Williams (1987-90)	59	303
2	Ron Woolfork (1990-93)	53	303
3	Greg Jones (1992-96)	45	205
4	Matt Russell (1993-96)	44	144
5	Leonard Renfro (1989-92)	43	142

PASS DEFLECTIONS

Rk	Player (Seasons)	No.
1	Marcus Washington (1995-97)	42
2	Damen Wheeler (1996-99)	39
3	Greg Henderson (2011-14)	36
4	Ken Crawley (2012-15)	35
5	Ben Kelly (1997-99)	34
6	Donald Strickland (1999-2002)	33
6	Lorenzo Sims (2003-06)	33
8	Mickey Pruitt (1984-87)	32
9	Phil Jackson (2000-03)	29
9	Terrence Wheatley (2003-07)	29
11	Dalton Simmons (1992-96)	28
12	Deon Figures (1988-92)	27
13	Alfred Williams (1987-90)	25
13	Cha'pelle Brown (2006-09)	25
18	Chidobe Awuzie (2013-15)	20

SPECIAL TEAMS TACKLES

Rk	Player (Seasons)	UT	AT	—	Total
1	Ryan Sutter (1994-97)	32	32	—	64
2	Darren Fisk (1995-97)	25	23	—	48
3	Ryan Black (1994-97)	21	19	—	40
4	Paul Rose (1987-90)	14	25	—	39
5	Arthur Jaffee (2008-11)	21	13	—	34
5	Terrel Smith (2010-14)	24	10	—	34
7	Derrick Webb (2010-13)	19	14	—	33
8	Andy Peeke (1998-2001)	26	5	—	31
9	Hannibal Navies (1995-98)	15	13	—	28
10	Greg Lindsey (1990-93)	23	4	—	27
---	Ryan Severson (2013-15)	15	4	—	19
---	Jordan Murphy (2013-15)	13	4	—	17

SPECIAL TEAMS POINTS

Rk	Player (Seasons)	Points
1	Ryan Sutter (1994-97)	123
2	Arthur Jaffee (2008-11)	88
3	Darren Fisk (1995-97)	86
4	Derrick Webb (2010-13)	81
5	Travis Sandersfeld (2008-11)	72
6	Ryan Black (1994-97)	68
7	Jalil Brown (2007-10)	65
7	Terrel Smith (2010-14)	65
9	Paul Rose (1987-90)	63
10	Brady Daigh (2011-14)	61
10	Ryan Severson (2013-15)	61
13	Jordan Murphy (2013-15)	58

2015 SPECIAL WEEKENDS

The list of special weekends at Folsom Field this fall:

Sept. 12 (Massachusetts): National Buff Club Cabinet Weekend

Sept. 26 (Nicholls State): C Day

Oct. 3 (Oregon): Living Legends

Oct. 17 (Arizona): Homecoming/Back to Boulder & Ski Ball

Nov. 7 (Stanford): CU Athletic Hall of Fame

Nov. 13 (USC): Honorary C & Zimmer Tribute

LATE BIOGRAPHY ADDITIONS

(after media guide went to print)

63 J.T. BALE, SN

6-2, 205, Fr., HS, La Mirada, Calif. (La Mirada)

AT COLORADO: This Season (Fr.)—He is projected as a long snapper on special teams in this, his true freshman year in college. He joined the team as a recruited walk-on just prior to the start of August camp.

HIGH SCHOOL—As a senior, he was a first-team All-Suburban League performer at defensive end, when he was in on 35 tackles (14 solo), with four for losses including two quarterback sacks. He had five tackles in four different games and also forced two fumbles. He lettered three times (sophomore through senior years), also playing tight end on offense and as the long snapper on special teams. Under coach Mike Moschetti, the former CU quarterback (1998-99), La Mirada was 9-2 his sophomore and senior seasons, 4-7 his junior year and 8-5 his

freshman year; LMHS won the Suburban League title his freshman, sophomore and senior seasons (going 20-3 in league during his four years as a member of the team).

ACADEMICS—He is interested in majoring in Environmental Design at Colorado.

PERSONAL—He was born December 18, 1996 in Long Beach, Calif. His hobbies include fishing and wakeboarding. Two cousins played college football at smaller schools in California, Matt Griffin at the University of La Verne and Jack Rulon at Redlands University.

37 LUCAS COOPER, DB

5-10, 175, Fr., HS, Palos Verdes, Calif. (Palos Verdes)

AT COLORADO: This Season (Fr.)—He is projected as a defensive back in this, his true freshman year in college. He joined the team as a recruited walk-on just prior to the start of August camp.

HIGH SCHOOL—As a senior, he was a first-team All-Area performer at defensive back, along with earning first-team All-CIF Southern Section and All-Bay League honors for a second straight season (he was second-team All-Area as a junior, when he was Palos Verdes defensive player of the year). At his strong safety position, he was in on a team-high 130 tackles (83 solo, three for losses), with eight passes broken up and an interception. He had seven games with 10 or more tackles, including a career-high 22 (13 unassisted) in a 37-12 win over Inglewood. On offense, he had three rushes for 26 yards, and on special teams, he returned two kickoffs, also for 26 yards. As a junior, he recorded 105 tackles, second-most on the team (63 solo, one for a loss), with eight pass deflections, an interception, a forced fumble and a recovery. He had double-figure tackles on five occasions, including a high of 14 twice (against Dominguez and Righetti). Offensively, he caught four passes for 66 yards and a touchdown (long of 34). Under coach Guy Gardner, Palos Verdes was 11-3 in senior season, winning the

CIF Southern Section Western Division title, 9-3 his junior year and 11-3 his sophomore campaign (claiming the CIFSS Northern Division crown). He was on an undefeated freshman team (10-0) and called up to the varsity for the playoffs and thus was a member of the four-time Bay League champion team (PVHS was 15-0 in league play when he was on the varsity). He also lettered four years in basketball, with per game averages as a senior of 10 points, five rebounds, four assists and two steals. He was a captain of both the football and basketball teams his senior year, when he was Palos Verdes' Athlete of the Year.

ACADEMICS—He is interested in majoring in Business at Colorado. In high school, he was a frequent member of the Principal's Honor Roll. He has aspirations of working in the front office for a professional sports team after college.

PERSONAL—He was born September 5, 1997 in Los Angeles, Calif. His hobbies include playing basketball, video games (FIFA in particular), going to the beach and doing charity work. A cousin, Tori Cooper, just completed her career (in 2014) as a member of CU's women's soccer team.

2015 COLORADO FOOTBALL STAFF

Head Coach

Mike MacIntyre (Georgia Tech '89)

Offensive Coordinator / Quarterbacks

Brian Lindgren (Idaho '04)

Offensive Line

Gary Bernardi (Cal State-Northridge '76)

Receivers / Recruiting Coordinator

Troy Walters (Stanford '99)

Running Backs / Tight Ends

Klayton Adams (Boise State '05)

Defensive Coordinator / Linebackers

Jim Leavitt (Missouri '78)

Cornerbacks (Nickelbacks)

Charles Clark (Mississippi '07)

Defensive Line

Jim Jeffcoat (Arizona State '82)

Safeties (Nickelbacks)

Joe Tumpkin (Michigan Tech '94)

Special Teams Coordinator

Toby Neinas (Missouri '95)

Offensive Graduate Assistant

Nathan Emert (Arkansas '08)

Offensive Graduate Assistant

Patrick Williams (Colorado '08)

Defensive Graduate Assistant

Tyrone McKenzie (South Florida '09)

Assistant to the Head Coach

Sheryl Voth

Director of Football Operations

Bryan McGinnis (San Jose State '07)

Director of Recruiting

Adam Toyama (Hawaii '04)

Director of Player Development

Darian Hagan (Colorado '96)

Director of Player Personnel

Mike Murphy (William Jewell '89)

Director of Quality Control

Joe Bleymaier (Delaware '05)

Assistant Director of Quality Control

Nate Taye (San Jose State '13)

Assistant Director of Recruiting

A.J. Baer (Washington State '11)

Director of Football Academics

Katie Bason (Wake Forest '05)

Operations & Recruiting Assistant

Scott Unrein (Colorado '11)

Intern

Erik Aunese (Palomar '13)

Intern

Cory Edsall (Maryland '15)

Intern

Chidera Uzo-Diribe (Colorado '14)

Director of Sports Performance

Dave Forman (James Madison '02)

Asst. Director of Sports Performance

MT Eisner (Fairfield '08)

Asst. Director of Sports Performance

Lucius Jordan (East Carolina '09)

Asst. Director of Sports Performance

Jeremy Layport (Cal Lutheran '02)

UNIFORM CHANGES/ADDITIONS FOR 2015

On May 1, the Buffaloes in partnership with NIKE, unveiled new looks for the Colorado football uniform. The uniforms will be in traditional black, white and silver/gray, with pants in gold, black, white and silver/gray. In addition, CU will now have four helmet colors: traditional metallic gold, black, silver (new) and white (new). The seniors met in August and selected what they will wear each game, but the list will remain private to the team and fans will be surprised every week (per NCAA rules, the team must wear white jerseys for all road games).

ALL-BLACK UNIFORMS

Colorado has worn its all black uniforms on 48 occasions, when the Buffaloes wear both black jerseys and black pants; the Buffs have also added black helmets to the look, having worn black top-to-bottom on five occasions (CU will also sport black helmets on the road occasionally). A little history on the all-black look: the brainchild of then-head coach Bill McCartney, CU first wore the garb on Nov. 28, 1987 for a game after Thanksgiving at the time; the opponent was CU's old Big 8 rival, Nebraska. The Buffs came out and warmed up in gold pants, and upon returning to the locker room at the conclusion of warm-ups, the players found black pants hanging in their lockers. "It was something we thought about a long time ago," Mac said at the time. "You couldn't do this overnight. We didn't tell the kids, and they were real excited." He went on to say that it was planned a month or so out to give the team a shot of adrenaline prior to kickoff.

COLORADO / ALL-BLACK UNIFORMS (21-26-1)

Year	Opponent	Result	Year	Opponent	Result	Year	Opponent	Result	Year	Opponent	Result
1987	Nebraska	L 7-24		Missouri	L 31-41	2004	Colorado State	W 27-24		Texas	L 14-38
1988	Oklahoma	L 14-17	1998	Kansas State	L 9-16		Texas	L 7-31		Oklahoma State	L 17-30
1990	Iowa State	W 28-12	1999	Nebraska (OT)	L 30-33		Kansas State	W 38-31	2009	Colorado State	L 17-23
1991	Missouri	W 55- 7	2000	Iowa State	L 27-35	2005	Nebraska	L 3-30		Nebraska	L 20-28
1992	Oklahoma	T 24-24	2001	Nebraska	W 62-36	2006	Texas Tech	W 30- 6	2011	*Southern California	L 17-42
1993	Nebraska	L 17-21	2002	Kansas State	W 35-31		Kansas State	L 21-34	2012	UCLA	L 14-42
1994	Oklahoma State	W 17- 3		Baylor	W 34- 0		Iowa State	W 33-16		*Arizona State	L 17-51
1995	Missouri	W 21- 0		Texas Tech	W 37-13	2007	c—Colorado St. (OT)	W 31-28	2013	*Arizona	L 20-44
	a—Oregon	W 38- 6		Iowa State	W 41-27		Florida State	L 6-16		Southern California	L 29-47
1996	Texas	W 28-24		b—Oklahoma	L 7-29		Nebraska	W 65-51	2014	*Arizona State	L 24-38
	Kansas State	W 12- 0	2003	Oklahoma	L 20-34	2008	c—Colorado State	W 38-17		Oregon State	L 31-36
1997	Kansas	W 42- 6		Nebraska	L 22-31		West Virginia (OT)	W 17-14	2015	*Southern California	L 24-27

a—Cotton Bowl; b—Big 12 Championship at Houston; c—in Denver (*—wore black helmets).

BLACK HELMETS: Colorado has worn black helmets on 15 occasions in its history, usually with a gold or sometimes a silver logo, but once with a pink logo; CU is 1-14 in the black headgear. The games (*—matte black; #—worn with a pink logo as part of Blackout Breast Cancer awareness):

Year	Opponent	Result	Year	Opponent	Result	Year	Opponent	Result
1998	BAYLOR	W 18-16	2013	at Arizona State	L 13-54	2014	*at Southern California	L 28-56
2011	SOUTHERN CALIFORNIA	L 17-42	2013	#ARIZONA	L 20-44	2014	*at Arizona	L 20-38
2011	at UCLA	L 6-45	2013	at UCLA	L 23-45	2014	*at Oregon	L 10-44
2012	ARIZONA STATE	L 17-51	2013	at Utah	L 17-24	2015	*OREGON	L 24-41
2012	at Arizona	L 31-56	2014	*ARIZONA STATE	L 24-38	2015	*SOUTHERN CALIFORNIA	L 24-27

OTHER UNIFORM LOOKS

LAST GOLD HELMET / WHITE UNIS/WHITE PANTS: 2013 (at Utah, L); 2010 (at Nebraska, L); 2009 (at Kansas State, L); 2008 (at Nebraska, L; at Florida State, L); 2005 (at Miami-Fla., L); 2004 (at Nebraska, W).

LAST GOLD HELMET / WHITE UNIS/GOLD PANTS: 2015 (at Oregon State, W); 2014 (at Massachusetts, W); 2013 (CSU in Denver, W; Oregon State, L; at Washington, L); 2008 (at Texas A&M, L); 2007 (at Iowa State, L; at Arizona State, L); 2006 (at Missouri, L; at Georgia, L); 2004 (UTEP, Houston Bowl, W)

LAST BLACK HELMET/WHITE UNIS/BLACK PANTS (0-5): 2014 (at USC, L); 2013 (at UCLA, L; at Arizona State, L); 2012 (at Arizona, L); 2011 (at UCLA, L)

BLACK HELMET/SILVER UNIS/BLACK PANTS (0-1): 2015 (Oregon, L).

BLACK HELMET/WHITE UNIS/GOLD PANTS (0-1): 2014 (at Arizona, L).

BLACK HELMET/WHITE UNIS/SILVER PANTS (0-0).

BLACK HELMET/WHITE UNIS/WHITE PANTS (0-2): 2014 (at Oregon, L); 2013 (at Utah, L).

SILVER HELMET/SILVER UNIS/SILVER PANTS (0-1): 2015 (Arizona, L).

SILVER HELMET/WHITE UNIS/SILVER PANTS (0-1): 2015 (at Hawai'i, L).

WHITE HELMET/BLACK UNIS/WHITE PANTS (1-0): 2015 (Nicholls State, W).

WHITE HELMET/WHITE UNIS/BLACK PANTS (0-1): 2015 (at Arizona State, L).

WHITE HELMET/WHITE UNIS/SILVER PANTS (0-1): 2015 (at UCLA, L).

WHITE HELMET/WHITE UNIS/WHITE PANTS (1-0): 2015 (CSU in Denver, W).

IN-SEASON BIRTHDAYS

Here's the list of those coaches and players who have birthdays to celebrate during the 2015 season (starting last week of August; *—denotes on a game day):

Aug. 31 Scott Unrein (27)	Sept. 21 Tyler Henington (22)	Oct. 20 Kyle Evans (20)	Nov. 22 Derek McCartney (22)	Dec. 18 J.T. Bale (23)
Sept. 1 Toby Neinas (44)	Sept. 22 Patrick Carr (20)	Oct. 25 Tim Coleman (20)	Nov. 27 Terran Hasselbach (20)	Dec. 21 Bradley Garcia (20)
Sept. 3 *Robert Orban (21)	Sept. 24 Gary Bernardi (61)	Oct. 29 Sefo Liufau (21)	Dec. 1 Alex Kelley (23)	Dec. 29 Jaleel Awini (23)
Sept. 5 *Lucas Cooper (18)	Sept. 24 Xavier Cochrane (20)	Nov. 1 Clay Norgard (22)	Dec. 5 *Jim Leavitt (59)	Dec. 29 Mike Murphy (51)
Sept. 8 Jean Onaga	Sept. 30 Isaiah Oliver (19)	Nov. 2 Hayden Jones (20)	Dec. 5 *Nelson Spruce (23)	Dec. 31 Frank Umu (19)
Sept. 8 Lyle Tuiloma (18)	Oct. 4 Colin Johnson (22)	Nov. 9 Jimmie Gilbert (21)	Dec. 5 *Joey Tuggle (21)	Dec. 31 Hunter Shaw (23)
Sept. 9 Dillon Middlemiss (19)	Oct. 5 Sam Bennion (20)	Nov. 10 Tim Lynott, Jr. (19)	Dec. 7 Garrett Gregory (21)	Jan. 2 Ryan Severson (21)
Sept. 11 Diego Gonzalez (23)	Oct. 5 Leo Jackson III (21)	Nov. 10 T.J. Patterson (21)	Dec. 7 Stephane Nembot (24)	Jan. 2 John Paul Tusso (22)
Sept. 18 Evan White (20)	Oct. 9 Shane Callahan (22)	Nov. 12 John Finch (22)	Dec. 10 Chris Graham (21)	Jan. 3 Danny Galloway (20)
Sept. 19 *Kenneth Olugbode (20)	Oct. 11 Colin Sutton (21)	Nov. 13 *Larry Zimmer (80)	Dec. 11 Tyrone McKenzie (30)	Jan. 7 De'Jon Wilson (22)
Sept. 20 Brian Boatman (21)	Oct. 15 Cameron Silzer (22)	Nov. 17 Miguel Rueda (44)	Dec. 15 Troy Walters (39)	

CU IS BLACK & GOLD, BUT FOLSOM IS "GREEN"

The University of Colorado at Boulder established a goal to move toward zero-waste at Folsom Field during the 2008 football season and invest in local carbon-reduction projects. They anticipated recycling or composting at least 90% of the waste generated at Folsom Field and met those goals. According to U.S. Environmental Protection Agency information and other sources, Folsom Field was the first major sports stadium in the nation, professional or collegiate, to collect all materials in recycling or compost containers, eliminate trash cans and transform its materials collections systems into a zero-waste process. For more information, visit Ralphie's Green Stampede at http://www.cubuffs.com/ViewArticle.dbml?&DB_OEM_ID=600&ATCLID=1549954.

OFFENSE & DEFENSE

Who will be next? Next, as in who will play on both offense and defense in the same game? **George Frazier**, that's who. He appeared for 14 snaps at defensive end for the first time against Arizona State, while lining up for five plays per game at fullback. He became the first Buff to appear on both sides of the ball since 2005 in the process, and has continued to do so since. In 2008, **Eugene Goree** was on-call to do so, as the redshirt frosh was both a DT and an OG during the second half of the season; he did appear on both sides of the ball but not in the same game. Through the years, there have been a few players who wind up playing on both sides of the ball in the same game: **DT John Guydon** was the latest to so, seeing action on defense (13 snaps at tackle) and offense (3 snaps at guard) at Texas on October 15, 2005; it was the first time it happened for a complete series with no gimmicks or special situations since **WR Michael Westbrook** played a series at safety against Baylor in 1993. **DE James Garee** also trotted in on offense in 2005, catching a pass as an end at Miami. **DT Sam Wilder** had been the last before 2005, as he caught a 9-yard pass against Kansas State in 2002. **DT Justin Bannan**, did the same, catching a 12-yard TD pass on his only play at Missouri in 2000. **CB Ben Kelly** tried tailback in 1999 at Texas Tech; he finished with three yards on one carry (a nice 5-yard run was wiped out by a penalty). Between 1994 and 2005, several Buffs played on both sides of the ball, as offensive linemen often played on the goal line or short yardage defense units—**OG Heath Irwin**, **OG Clint Moore**, **OG Chris Naeole**, **OT Melvin Thomas** and **OG Brad Bedell** all did it at one time or another between 1993 and 1998. In 1990, **OLBs Alfred Williams** and **Kanavis McGhee** played some tight end in a 64-3 win over Kansas State (Williams caught a pass for 17 yards, McGhee didn't catch the one thrown his way). The last offensive skill player before Frazier in 2014 to swing over and try some defense was Westbrook (four snaps at strong safety) against Baylor in 1993.

WHY CU AND NOT UC?

A question often asked of many former Big Eight schools: Why is it the University of Colorado, but the moniker is CU and not UC? (The same applies at Kansas—KU, Missouri—MU, Nebraska—NU and Oklahoma—OU). "Midwestern casualness," said CU historian, the late Fred Casotti. It has always been this way at Colorado, for whatever reason, and at the other four—but seemingly nowhere else in the USA (except for Tulsa, but its midwest, too). In the 1950s, there was a concerted effort to eliminate the use of "CU" on the Boulder campus, both as a symbol and in speech, but Casotti said that no one would buy into it. "Nobody would change," he said. "It's easier to say than U of C, UC sounds like slang or something (as in 'you see'), and it was traditional. By trying to eliminate it, they reinforced it."

HISTORY OF THE END ZONE "COLORADO"

As in the south end zone, that is. In 1967, the stadium was lowered when the track was removed, and that area remained basically a dirt hill. Former long-time senior associate A.D. **Jon Burianek** said that we tried to grow grass and bushes there, but none took. The first artificial field was installed during the summer of 1971, and that area was then covered with asphalt and the large, block COLORADO was painted on it, then in all-white block lettering. Trim was later added, and at one time, when blue was one of the school colors, the end zone as well was painted blue instead of the familiar black.

NO. 33 IN THE WORLD

In the latest world university rankings by the *TimesHigherEducation.co.uk*, the **University of Colorado** held its previous position of being the **No. 33** ranked university in the world (which translates to the solar system, the galaxy and the universe). Unlike other rankings that are based more on cost of attendance and class sizes, this ranking is based on teaching (the learning environment, 30%), research (volume, income and reputation, 30%), citations (research influence, 30%), international outlook (staff and students, 7.5%) and industry income (innovation, 2.5%). Nine Pac-12 schools made the Top 100, led by Stanford (No. 2) and California (No. 3); Harvard came in at No. 1 with M.I.T. (No. 4) and the University of Cambridge (U.K., No. 5) rounding out the top five. UCLA (No. 12), Washington (No. 16), Colorado (No. 33, the 25th U.S. school), Southern California (No. 47), Arizona (No. 78), Arizona State (No. 79) and Utah (No. 85) completing the Pac-12 listing. The Big 10 placed 10 schools in the top 100 (Wisconsin has the highest rank – No. 19); the ACC placed four (Duke was its highest at No. 31); the SEC two (Vanderbilt at No. 49, Florida at No. 71) and the Big 12 one (Texas, No. 36).

NAEOLE A FINALIST FOR THE POLYNESIAN FOOTBALL HALL OF FAME

On Sept. 10, former Buff **Chris Naeole** was announced as a finalist for the Polynesian Football Hall of Fame Class of 2016; he is one of 20 finalists selected out of 200 nominations. Other notable nominees include Troy Polamalu and Marques Tuiasosopo. Naeole was an All-American guard for the Buffaloes, lettering from 1993-96, and went on an 11 year professional career with Jacksonville and New Orleans. This year's inductees will be announced Oct. 7.

GAME 1 HAWAII 28, COLORADO 20**SEPTEMBER 3, 2015****ALOHA STADIUM, HONOLULU**

HONOLULU — The host Hawai'i Rainbow Warriors scored early and staved off Colorado on several occasions and also benefited from a bizarre ending in dealing the Buffaloes a 28-20 defeat in the season opener for both teams.

Hoping to get off to a fast start, the Buffs fell behind in the first few minutes of the game, thanks to a blocked punt, and played catch-up all night long. Three times they pulled to within one point — 8-7, 15-14 and 18-17 — but each time, Hawai'i answered, and CU contributed to their woes by ending two potential scoring drives with turnovers deep in Hawaii territory.

The Buffs did do some things well, owning edges in total offense (371-301), rushing yards (215-99) and time of possession (33:16 to 26:44). But they also turned the ball over three times in addition to the blocked punt, which led to an easy Hawaii touchdown and two of the turnovers killed potential scoring drives deep in UH territory. Warrior quarterback Alex Wittek tossed an 11-yard touchdown pass to Quinton Pedroza on the third play after the blocked punt, and then found Pedroza again for a two-point make and an 8-0 edge.

Hawaii finally pulled away with a touchdown late in the third quarter and a field goal early in the fourth to take a 28-17 lead. Colorado managed to cut the gap to 28-20 on Diego Gonzalez's second field goal of the night, but a last-gasp drive that began with just under two minutes to play ended inside the Hawai'i 10-yard line when a chaotic final play resulted in the clock running down before the Buffs could take one last shot at the end zone.

It appeared as if the Buffs had gained a first down on the final play and that the clock should have been at least temporarily stopped, but regardless, when attempted to set the ball, the official hit a Hawaii player with the ball, enabling the ball to roll away as the clock expired.

Sefo Liufau finished with just 158 yards passing on a 23-for-40 night but failed to throw a touchdown pass for the first time in his career, a streak that stopped at 20.

After the two teams traded punts following Hawaii's opening score, Chidobe Awuzie intercepted a Wittek pass and returned it 26 yards, giving CU the ball at Hawaii's 33. But eight plays later, Liufau was intercepted to end the threat at UH 12. Two series later, Derek McCartney leapt high in the air and came down with a Wittek pass and rumbled 33 yards to the Hawaii 23, and finally, the Buffs didn't waste the opportunity.

Three plays after McCartney's interception, running back Michael Adkins slipped in from the 5 and a Gonzalez PAT pulled the Buffs to within one, 8-7. Adkins finished as CU's leading rusher with 90 yards on 22 carries.

Hawai'i answered immediately, however. Wittek reared back and lofted a deep ball to Marcus Kemp, who had a step on Ken Crawley. Crawley tried to tackle and strip the ball at the same time, but Kemp eluded the maneuver and raced 79 yards for a score and a 15-7 UH lead.

Colorado's offense answered with a long drive. Phillip Lindsay's 41-yard kick return gave the Buffs good field position and nine plays later, Adkins scored his second TD of the night, this one from three yards out; Gonzalez' PAT kick pulled CU to within one again, 15-14.

After another Hawaii punt, the Buffs drove across the 50, but saw the scoring chance slip away when Christian Powell fumbled on third down. Hawaii then answered with a nine-play scoring drive in the final 1:12 of the half, culminated with a 27-yard Rigoberto Sanchez field goal as time expired to take an 18-14 lead.

COLORADO	0	14	3	3	—	20
Hawai'i	8	10	7	3	—	28

SCORING	Score	Time	Qtr
Hawai'i — Pedroza 11 pass from Wittek (Pedroza pass from Wittek)	0- 8	12:35	1Q
COLORADO — Adkins 5 run (Gonzalez kick)	7- 8	9:21	2Q
Hawai'i — Kemp 79 pass from Wittek (Sanchez kick)	7-15	8:07	2Q
COLORADO — Adkins 3 run (Gonzalez kick)	14-15	4:47	2Q
Hawai'i — Sanchez 27 FG	14-18	0:00	2Q
COLORADO — Gonzalez 40 FG	17-18	8:44	3Q
Hawai'i — Bernard 1 pass from Wittek (Sanchez kick)	17-25	1:17	3Q
Hawai'i — Sanchez 27 FG	17-28	12:45	4Q
COLORADO — Gonzalez 40 FG	20-28	3:48	4Q

Attendance: 19,511 **Time:** 3:48

Weather (81°): cloudy skies, 81% humidity, 5 mph winds from the east

TEAM STATISTICS	COLORADO	HAWAII
First Downs.....	23	14
Third Down Efficiency (Fourth).....	6-19 (1-2)	7-19 (0-1)
Rushes—Net Yards	53-215	34-99
Passing Yards	156	202
Passes (Att-Comp-Int).....	40-23-1	38-19-2
Total Offense.....	371	301
Return Yards	74	21
Punts: No-Average.....	8-31.5	9-44.4
Fumbles: No-Lost.....	2-2	2-0
Penalties/Yards	5/70	9/50
Quarterback Sacks—Yards	2-16	4-22
Time of Possession	33:16	26:44
Drives/Average Field Position	16/C31	17/H36
Red Zone: Scores-Attempts (Points).....	2-4 (12)	4-4 (21)

INDIVIDUAL STATISTICS

Rushing—Colorado: Adkins 22-90, Liufau 18-81, Lindsay 8-35, Powell 5-9. **Hawai'i:** Harris 17-68, Lakalaka 11-30, Pedroza 2-19, Wittek 4-minus 18.

Passing—Colorado: Liufau 39-23-1, 156, 0 td; Team 1-0-0, 0. **Hawai'i:** Wittek 38-19-2, 202, 3 td.

Receiving—Colorado: Spruce 8-69, Fields 6-60, Ross 3-18, Lindsay 3-2, Adkins 2-3, Irwin 1-4. **Hawai'i:** Kemp 6-116, Pedroza 5-41, Collie 2-21, Unga 2-19, Bernard 2-4, Haynes 1-2, Harris 1-minus 1.

Punting—Colorado: Kinney 7-36.0 (42 long, 1 In20); Team 1-0. **Hawai'i:** Sanchez 9-44.4 (53 long, 2 In20).

Punt Returns—Colorado: Spruce 4-14, Fields 2-1. **Hawai'i:** Ewaliko 1-15, Pedroza 2-3. **Kickoff Returns—Colorado:** Lindsay 2-64. **Hawai'i:** Harris 4-72.

Tackle Leaders—Colorado: Moeller 7,1—8; Witherspoon 6,0—6; McCartney 5,1—6; Carrell 4,2—6; Olugbode 3,3—6; Thompson 3,3—6; Franke 4,1—5; Gillam 4,1—5; Awuzie 4,0—4; Solis 1,3—4; Crawley 3,0—3; Gamboa 2,1—3; Jackson 2,1—3; Kafovalu 2,0—2. **Hawai'i:** Shawley 8,6—14; Nelson 10,1—11; Williams 5,2—7; Phillips 6,0—6; three with 5.

Quarterback Sacks—Colorado: Franke 1-16, Gamboa 1-0. **Hawai'i:** Shawley 1½-9, Kema 1-7, Tulimasealii 1-5, Garcia 1½-1.

Interceptions—Colorado: McCartney 1-33, Awuzie 1-26. **Hawai'i:** Gener 1-3. **Passes Broken Up—Colorado:** Awuzie 2, Crawley, Gillam, Moeller, Olugbode, Witherspoon. **UH:** Nelson 3.

GAME NOTES

The game ended at 2:57 a.m. Colorado time (MDT), the latest any CU sporting event has ever ended (four hours difference between Colorado and Hawai'i) ... Despite threats from three hurricanes in the Pacific the week prior to the game, none reached the islands and expected residual rainfall never materialized and the game was played under cloudy skies, though it was rather humid ... Colorado debuted a new look for the game, wearing silver (gray) helmets and pants with white uniforms; the Buffs wore silver helmets in the 50s and off and on in the 60s, but never the pant in this color before ... Colorado is **77-44-5** in season openers (**9-5-2** in season openers in the third year of a head coach's tenure) ... The **99** rushing yards by Hawai'i marked the 16th time in the last 31 season openers the Buffaloes held the opponent to 100 or fewer on the ground ... Hawai'i's **301** total on 72 plays were hard earned (4.2 per play), but 79 came on one play, lowering the average for the other 71 to 3.1; it was the Warriors' only play of 20 yards or longer (CU allowed 72 in 2014) ... **Chidobe Awuzie's** second quarter interception ended a streak of **262** passes by the opponent dating back to 2014 (CU's last pick was on the first play of the game at Cal on Sept. 27, 2014) ... Colorado had **215** yards rushing, its most in a season opener since having 255 against Colorado State in the 2004 opener (Sept. 4); the Buffs had two games with 200+ yards last year (against Arizona State and at UCLA).

GAME 2 COLORADO 48, MASSACHUSETTS 14**SEPTEMBER 12, 2015****FOLSOM FIELD, BOULDER**

BOULDER — Colorado enjoyed its best effort on the ground in eight years and literally ran away from Massachusetts, as the Buffaloes defeated the Minutemen, 48-14, in CU's home opener at Folsom Field.

Recent home openers hadn't been that kind to the home team either; CU had lost six of its past nine. But this Saturday was different. The Buffs, said coach Mike MacIntyre, "physically dominated" an opponent for the second consecutive week in snapping a nine-game losing streak dating back to the previous September. The Buffs got their win and then some, with their 48 points the most in a CU home opener since the 1999 team scored 63 against San Jose State.

Now 1-1 on the year, the Buffs turned an early shootout with UMass (0-1) into a basic ground war — and CU's stable of backs overpowered the UMass defense. The Buffs rushed for 390 yards of their 558 in total offense and scored five rushing touchdowns, with Michael Adkins II and Christian Powell each topping 100 yards. The last time CU could boast a pair of 100-yard rushers in the same game was in 2010, and easily could have had a third if CU didn't call off the dogs in the fourth quarter.

Adkins carried 19 times for 119 yards and a touchdown, while Powell ran eight times for 105 yards and two TDs; Phillip Lindsay added 73 yards on 10 attempts with his first career score. None of the three played in the fourth quarter, and all the first-teamers exited the game as well.

The game had the appearance of being a shootout, much like the meeting between the two in Foxborough a year earlier, when the Buffs won, 41-38. The teams swapped two touchdowns apiece in the first 18 minutes, with Powell and quarterback Sefo Liufau providing CU scoring runs on 15 and seven yards,

respectively. With 10:29 left in the half, Adkins scored on a nifty 21-yard run to put the Buffs ahead, 21-14.

The game would then turn on the next two possessions. CU held UMass to one first down on the next possession, but when Minutemen punter Logan Laurent retrieved the center snap, his knee touched the ground before he kicked the ball and Colorado took over at the UMass 28. Diego Gonzalez converted the miscue into a 31-yard field goal for a 24-14 CU lead. Massachusetts got up off the ground and drove to the CU10, where on third-and-goal, Jimmie Gilbert pressured quarterback Blake Frohnapfel into a hurried throw with Ryan Moeller picking the ball off in the end zone to end the threat. UMass did not threaten to score the remainder of the game.

Colorado added another score before halftime, Lindsay capping an eight-play, 80-yard drive with a two-yard burst for his first career TD; he had the pivotal play on the drive, a 37-yard gallop that set the Buffs up on the UMass 11.

Gonzalez nailed a 30-yard field goal on CU's opening possession of the second half, and Liufau soon followed with an 18-yard TD pass to Nelson Spruce, who earlier in the game became the school's all-time reception leader when he caught his 216th career pass (he needed three coming into the game to pass Scotty McKnight). Powell then closed the day's scoring with an impressive 35-yard run around the left side, aided by some tremendous blocks, including a great downfield one from receiver Lee Walker that cleared the final path to end zone.

The Buffs hadn't rushed for over 300 yards in a game since rolling up 359 against Miami-Ohio in 2007, and nearly had 400 for the first time since 2002. For the 17th time in school history, CU did not commit a turnover or allow a quarterback sack as the offensive line played one of its finest games in years.

Massachusetts	7	7	0	0	—	14
COLORADO	14	17	17	0	—	48

SCORING	Score	Time	Qtr
COLORADO — Powell 15 run (Gonzalez kick)	7- 0	11:45	1Q
Massachusetts — Wilson 2 run (Lucas kick)	7- 7	7:40	1Q
COLORADO — Liufau 7 run (Gonzalez kick)	14- 7	0:11	1Q
Massachusetts — Michel 18 pass from Frohnapfel (Lucas kick)	14-14	12:22	2Q
COLORADO — Adkins 21 run (Gonzalez kick)	21-14	10:29	2Q
COLORADO — Gonzalez 31 FG	24-14	6:18	2Q
COLORADO — Lindsay 2 run (Gonzalez kick)	31-14	1:23	2Q
COLORADO — Gonzalez 30 FG	34-14	10:33	3Q
COLORADO — Spruce 18 pass from Liufau (Gonzalez kick)	41-14	8:41	3Q
COLORADO — Powell 35 run (Gonzalez kick)	48-14	1:32	3Q

Attendance: 19,511 **Time:** 3:48

Weather (77°): sunny skies, 28% humidity, 3 mph winds from the southeast

TEAM STATISTICS	COLORADO	UMASS
First Downs.....	32	20
Third Down Efficiency (Fourth).....	9-15 (0-0)	6-16 (2-4)
Rushes—Net Yards	59-390	29-147
Passing Yards	168	250
Passes (Att-Comp-Int).....	24-15-0	42-24-1
Total Offense.....	558	397
Return Yards	1	0
Punts: No-Average.....	4-29.2	5-41.0
Fumbles: No-Lost.....	0-0	2-1
Penalties/Yards	7/65	4/50
Quarterback Sacks—Yards.....	3-15	0-0
Time of Possession	35:57	24:03
Drives/Average Field Position	12/C30	13/M27
Red Zone: Scores-Attempts (Points).....	6-6 (34)	2-4 (14)

INDIVIDUAL STATISTICS

Rushing—Colorado: Adkins 19-119, Powell 8-105, Lindsay 10-73, Carr 10-55, Liufau 8-36, Evans 3-4, Gehrke 1-minus 2. **Massachusetts:** Young 7-62, Abrokwhah 9-56, Michel 1-22, Wilson 5-21, Comis 1-8, Long 1-6, Woodley 1-1, Frohnapfel 3-minus 15, Team 1-minus 14.

Passing—Colorado: Liufau 24-15-0, 168, 1 td. **Massachusetts:** Frohnapfel 34-20-1, 225, 1 td; Comis 8-4-0, 25, 0 td.

Receiving—Colorado: Spruce 6-64, Lindsay 2-48, Fields 2-16, Bobo 1-13, Ross 1-12, S.Irwin 1-8, Adkins 1-4, Frazier 1-3. **Massachusetts:** Sharpe 11-138, Michel 4-60, Young 2-21, Custis 2-16, Wilson 2-minus 5, Long 1-9, Porter 1-7, Lemieux 1-4.

Punting—Colorado: Kinney 4-29.2 (46 long, 1 In20). **Massachusetts:** Laurent 5-41.0 (56 long, 1 In20).

Punt Returns—Colorado: MacIntyre 1-2, Spruce 1-minus 1. **Massachusetts:** none. **Kickoff Returns—Colorado:** Lindsay 1-18. **Massachusetts:** Bailey-Smith 3-54, Oliphant 1-28.

Tackle Leaders—Colorado: Crawley 8,2—10; Moeller 4,2—6; Thompson 4,1—5; Awuzie 4,0—4; Solis 3,1—4; Olugbode 1,3—4; Carrell 3,0—3; Gilbert 3,0—3; McCartney 2,1—3; Falo 2,0—2; Mathewes 2,0—2; Oliver 2,0—2; fourth with 1,1—2. **Massachusetts:** Bailey-Smith 12,0—12; Colton 7,0—7; Huber 4,3—7; Santos-Knox 5,1—6; Jette 5,0—5; Giles 5,0—5.

Quarterback Sacks—Colorado: Awuzie 1-7, Solis 1-5, McCartney 1-3. **Massachusetts:** none.

Interceptions—Colorado: Moeller 1-0. **Massachusetts:** none. **Passes Broken Up—Colorado:** Crawley, Gillam, Mathewes, Oliver, Thompson. **Massachusetts:** Bailey-Smith 2, Jette 1.

GAME NOTES

Colorado dressed **78** players for the game and played **71**, including 10 who saw their first game action in a CU uniform ... The 34-point margin of victory was the most in the MacIntyre Era (topping a 43-10 win over Charleston Southern in 2013) ... This was CU's **1,200th** all-time game, the Buffs also won numbers 100, 200, 300, 400, 500, 700, 800, 900 and 1,000 ... Moeller's interception was CU's third in two games, matching its entire total for the 2014 season ... The **558** yards were the second-most in the Mac Era to the 630 at Cal last year, but that was a double OT game ... The offensive line was honored as the state's "player of the week" by the Colorado Chapter of the National Football Foundation; Colorado averaged **9.1** yards per first down rushing play — picking up five or more yards 19 times in 28 tries ... Powell enjoyed his fifth career 100-yard rushing game while Adkins had his fourth ... Spruce ended the game with 219 career catches, as well as closing in on the yardage and touchdown records ... This was the second of a three-game series with Massachusetts; the third contest is several years out, as the Minutemen will return to Boulder to open the 2021 season.

GAME 3 COLORADO 27, COLORADO STATE 24 (OT) SEPTEMBER 19, 2015 SAF AT MILE HIGH, DENVER

DENVER — DENVER — Colorado kicker Diego Gonzalez made the most of a second chance, calmly booting a 32-yard field goal in overtime to lift the Buffaloes to a 27-24 victory over in-state rival Colorado State at Sports Authority Field.

The winning kick came just minutes after Gonzalez had missed a 48-yard attempt on the last play of regulation.

Gonzalez's game winner was his fourth field goal attempt of the night. After hitting a 52-yarder in the second quarter, he had a 36-yard try blocked just before halftime. He didn't get another chance until his potential game winner near the end of regulation, then received his second chance on the Buffs' fifth play in OT.

The game winner was set up by safety Tedric Thompson, whose block of CSU kicker Wyatt Bryan's 27-yard attempt in the extra period put CU in position for the win.

CSU struck first, taking a commanding 14-0 first-quarter lead on a 13-yard run from Dalyn Dawkins and a 25-yard scoring pass from Nick Stevens to Rashard Higgins.

But after the Rams bottled up the Buffs' rushing attack early, CU turned to the air and the arm of quarterback Sefo Liufau.

CU opened the second quarter by marching to the CSU 28 before having an apparent touchdown pass from Liufau to tight end Dylan Keeney nullified by a penalty. The Buffs then settled for a 52-yard field goal to cut the deficit to 14-3.

Roughly nine minutes later, the Buffs got their first touchdown. Following a missed CSU field goal, Liufau connected with Shay Fields for a 65-yard touchdown to reduce the Rams' lead to 14-10. CU had a chance to pull even closer late in the quarter, but couldn't take advantage of a Ken Crawley interception and went into the locker room at half still trailing, 14-10.

The Buffs finally took their first lead of the game early in the third quarter by taking

the opening possession and driving 75 yards in nine plays for a touchdown. Liufau connected with wide receiver Devin Ross for a 24-yard strike and Colorado held a 17-14 lead with 11:28 left in the third quarter.

The Rams responded with a drive of their own, reaching CU's 7-yard line before the Buff defense stiffened, forcing CSU to settle for a field goal to knot the game at 17-17 with 4:34 left in the third.

The Buffs took the lead once again midway through the fourth quarter when junior linebacker Kenneth Olugbode returned an interception 60 yards for a touchdown. The interception, Olugbode's first of his career, came on his 20th birthday, and was assisted by linebacker Rick Gamboa, whose hit on CSU running back Dalyn Dawkins popped the ball loose.

Trailing 24-17, the Rams then drove 75 yards to tie the game again on a 1-yard scoring run from Jason Oden with 4:21 remaining.

That set the stage for a last-gasp drive by the Buffs at the end of regulation. CU reached the CSU 30, setting the stage for Gonzalez's attempt to win it in regulation.

Liufau completed 15-of-28 for 228 yards, two touchdowns and no interceptions. Fields ended the night with three receptions for 79 yards; Ross two for 36. Nelson Spruce had six catches for 63 yards.

CU's leading rusher heading into the game, Michael Adkins II, was injured early, but Christian Powell picked up some of the slack with 58 yards on the ground.

The Buffs did not commit a turnover or allowing a quarterback sack for the second week in a row — the first-ever such back-to-back performances for the Buffs, and only the 18th such effort in CU history. It was also the first time since 1989 that CU did not throw an interception or allow a sack in two consecutive games.

COLORADO	0	10	7	7	3	-	27
Colorado State	14	0	3	7	0	-	24

SCORING	Score	Time	Qtr
Colorado State — Dawkins 13 run (Bryan kick)	0-7	7:47	1Q
Colorado State — Higgins 25 pass from Stevens (Bryan kick)	0-14	2:44	1Q
COLORADO — Gonzalez 52 FG	3-14	13:06	2Q
COLORADO — Fields 65 pass from Liufau (Gonzalez kick)	10-14	4:44	2Q
COLORADO — Ross 24 pass from Liufau (Gonzalez kick)	17-14	11:28	3Q
Colorado State — Bryan 24 FG	17-17	6:54	3Q
COLORADO — Olugbode 60 interception return (Gonzalez kick)	24-17	8:50	3Q
Colorado State — Oden 1 run (Bryan kick)	24-24	4:29	4Q
COLORADO — Gonzalez 32 FG	27-24	OT1

Attendance: 66,253 **Time:** 3:45

Weather (78°): sunny skies, 22% humidity, 3 mph winds from the northeast

TEAM STATISTICS	COLORADO	CSU
First Downs	18	27
Third Down Efficiency (Fourth)	3-13 (1-1)	8-18 (1-2)
Rushes—Net Yards	32-125	49-218
Passing Yards	220	282
Passes (Att-Comp-Int)	29-15-0	39-25-2
Total Offense	345	500
Return Yards	72	27
Punts: No-Average	7-39.1	3-44.3
Fumbles: No-Lost	0-0	0-0
Penalties/Yards	6/65	8/65
Quarterback Sacks—Yards	0-0	0-0
Time of Possession	23:17	36:43
Drives/Average Field Position	13/C31	14/CS33
Red Zone: Scores-Attempts (Points)	1-2 (3)	3-4 (17)

INDIVIDUAL STATISTICS

Rushing—Colorado: Powell 15-58, Lindsay 8-22, Fields 1-17, Liufau 3-15, Lee 1-12, Adkins 1-3, Ross 1-3, Carr 1-minus 2, Team 1-minus 3. **CSU:** Dawkins 20-118, Oden 25-80, Stevens 3-11, Gaines 1-9.

Passing—Colorado: Liufau 28-15-0, 220, 2 td; Spruce 1-0-0, 0. **CSU:** Stevens 39-25-2, 282, 1 td.

Receiving—Colorado: Spruce 6-63, Fields 3-79, Ross 2-36, Keeney 1-23, Lindsay 1-9, Powell 1-6, Walker 1-4. **CSU:** Higgins 8-125, Dawkins 6-59, Hansley 3-23, Long 2-17, Oden 2-7, Gaines 1-33, Cartwright 1-12, Williams 1-4, Johnson 1-2.

Punting—Colorado: Kinney 7-39.1 (48 long, 3 In20). **CSU:** Hunt 3-44.3 (54 long, 1 In20).

Punt Returns—Colorado: none. **CSU:** Hansley 3-27. **Kickoff Returns—Colorado:** Lee 2-58. **CSU:** Gaines 3-91.

Tackle Leaders—Colorado: Olugbode 7, 10—17; Moeller 8, 3—11; Gamboa 4, 7—11; McCartney 5, 5—10; Solis 2, 8—10; Awuzie 5, 1—6; Crawley 5, 1—6; Jackson 2, 4—6; Gilbert 5, 0—5; Moeller 4, 2—6; Thompson 4, 1—5; Witherspoon 4, 0—4; Carrell 2, 2—4. **CSU:** Davis 4, 5—9; James 4, 4—8; Matthews 3, 5—8; Watson 3, 3—6; Simmons 4, 1—5; Pierre-Louis 3, 2—5.

Quarterback Sacks—Colorado: none. **CSU:** none.

Interceptions—Colorado: Thompson 1-60, Crawley 1-12. **CSU:** none. **Passes Broken Up—Colorado:** Awuzie 2, Crawley 2, Thompson. **CSU:** Foster, Matthews, Simmons.

GAME NOTES

CBS College Sports let KOA's **Larry Zimmer** voice the prerecorded opening for the broadcast of the game (it was Zimmer's 480th CU football game) ... Colorado sold **31,796** tickets (**7,145** student) for the game, CSU sold 31,601 and the Broncos 2,856; that despite 30 percent of CU's season ticket holders opted not to take their tickets for the game and received an equal value in number for a Pac-12 game (and yet most of the difference was made up by single game sales) ... Colorado improved to **7-2** in non-conference games under Mike MacIntyre (2-1 vs. CSU), **6-7** in overtime games and now leads the series **63-22-2 (9-6)** in Denver) ... CSU opened the scoring 7:13 into the game, snapping a **49:35** scoreless run by the CU defense—the longest since the 2010 opener when Colorado held CU scoreless the first 50:24 (and a 57:07 run counting the '90 finale) ... Colorado rallied from **14** points down for the win, tying its eighth largest comeback in its history; it eclipsed its largest deficit ever against the Rams to come back for a victory: in 1988, CSU jumped out to a 13-0 lead early in the second quarter but the Buffs rallied for a 27-23 win (on a Sal Aunese-to-Mike Pritchard 13-yard TD pass with 0:38 left) ... **SS Tedric Thompson** had CU's first block of an opponent field goal since Sept. 4, 2010, when DE Will Pericak blocked one late in the first half against CSU. It was the first blocked kick of any kind in the MacIntyre Era.

GAME 4 COLORADO 48, NICHOLLS STATE 0**SEPTEMBER 26, 2015****FOLSOM FIELD, BOULDER**

BOULDER — On a hot, cloudless early autumn Saturday, Mike MacIntyre's Colorado Buffaloes warmed up for their Pac-12 opener by taking a 48-0 win over the Nicholls Colonels at Folsom Field.

Scoring on its first three possessions, CU (3-1) won its third consecutive game for the first time since the 2008 team opened that season 3-0. Also, the Buffs' shutout was their first since 2009 — 24-0 against Wyoming — and their margin of victory was the largest of the MacIntyre Era and CU's fattest since a 66-14 rout of Northeast Louisiana in 1995.

By afternoon's end, the Buffs had amassed 636 yards in total offense (358 rushing, 278 passing) while holding the Colonels to 166 total yards. CU ran 71 of its 93 total plays in plus territory; Nicholls ran only three. The Buffs' average starting field position was their own 47; the Colonels' was their own 15.

Colorado led 21-0 after the first quarter and 24-0 at the half.

CU totaled 242 of its 636 yards in the first quarter, and driving those early offensive numbers were senior Nelson Spruce and sophomore Phillip Lindsay. Spruce's 60 first-half receiving yards pushed him ahead of Michael Westbrook as the school's career receiving leader. Westbrook totaled 2,548 yards from 1991-94; Spruce ended Saturday with 2,570.

Lindsay's 13 first-half carries netted 101 yards for his second career 100-yard rushing game. He finished with 113 yards and two TDs, and was one of two 100-yard rushers. Receiver-turned-tailback Donovan Lee ran 10 times for 103 yards, including a 59-yard scoring run.

CU quarterback Sefo Liufau finished the first two quarters 9-of-17 for 156 yards, including a 38-yard touchdown pass to redshirt freshman Jay MacIntyre.

The Buffs scored on three consecutive drives to open the game, none of them requiring more than eight plays or three minutes and the shortest march covering 50 yards (the others were 70 and 55). The running game accounted for the Buffs' first two scores — a 4-yard run by Lindsay, a 2-yarder by Christian Powell — before Liufau teamed with Jay MacIntyre for their 38-yard score. Powell's afternoon concluded after three quarters, producing 73 yards on 13 attempts and one score.

Diego Gonzalez added a 47-yard field goal that was set up by sixth-year senior Jered Bell's first interception of the season, and Bell would add another before the day was over. Liufau played three series into the third quarter before being replaced by backup Jordan Gehrke and went to the bench 13-of-21 for 227 yards and one TD. Liufau has not thrown an interception in his last 105 attempts.

Lindsay accounted for CU's first points after intermission with a 1-yard run, capping a six-play, 58-yard drive that would be Liufau's last of the afternoon. The Buffs shot ahead 31-0, but less than three minutes later Lee — a former high school running back shifted to his former position five days ago — broke free on a 59-yard scoring run that pushed CU up 38-0 with 4:22 left in the third quarter.

Gonzalez's 46-yard field goal made it 41-0 in the final minute of the third quarter and No. 3 quarterback Cade Apsay engineered a 13-play, 66-yard drive in the fourth period, handing off to Kyle Evans for his first collegiate TD — a 2-yard run to complete the scoring.

The Buffs also completed their third straight game without allowing a quarterback sack, and while they did have their first offensive turnover in three games — a fumble — they also forced three Nicholls turnovers, their third straight game leading the turnover battle.

Nicholls State	0	0	0	0	—	0
COLORADO	21	3	17	7	—	48

SCORING	Score	Time	Qtr
COLORADO — Lindsay 4 run (Gonzalez kick)	7- 0	13:25	1Q
COLORADO — Powell 1 run (Gonzalez kick)	14- 0	9:34	1Q
COLORADO — MacIntyre 38 pass from Liufau (Gonzalez kick)	21- 0	4:55	1Q
COLORADO — Gonzalez 46 FG	24- 0	2:21	2Q
COLORADO — Lindsay 1 run (Gonzalez kick)	31- 0	7:15	3Q
COLORADO — Lee 59 run (Gonzalez kick)	38- 0	4:22	3Q
COLORADO — Gonzalez 46 FG	41- 0	0:57	3Q
COLORADO — Evans 2 run (Graham kick)	48- 0	4:46	4Q

Attendance: 37,302 **Time:** 3:06

Weather (68°): sunny skies, 43% humidity, 5 mph winds from the east

TEAM STATISTICS	COLORADO	NICHOLLS
First Downs.....	33	8
Third Down Efficiency (Fourth).....	9-18 (2-3)	4-16 (0-0)
Rushes—Net Yards	62-358	34-126
Passing Yards	278	40
Passes (Att-Comp-Int).....	31-18-0	22-6-2
Total Offense.....	636	166
Return Yards	33	0
Punts: No-Average.....	2-38.0	10-41.0
Fumbles: No-Lost.....	2-1	2-1
Penalties/Yards	4/30	4/45
Quarterback Sacks—Yards	2-17	0-0
Time of Possession	35:49	24:11
Drives/Average Field Position	14/C47	14/NS15
Red Zone: Scores-Attempts (Points).....	5-9 (31)	0-0 (0)

INDIVIDUAL STATISTICS

Rushing—Colorado: Lindsay 17-113, Lee 10-103, Powell 13-73, Evans 15-48, Gehrke 1-13, Liufau 4-11, Team 2-minus 3. **Nicholls:** Henry 15-65, Figaro 8-30, Lofton 4-18, Wilson 5-18, Ledet 1-3, Klann 1-minus 8.

Passing—Colorado: Liufau 21-13-0, 168, 1 td; Apsay 6-4-0, 48, 0 td; Gehrke 4-1-0, 3. **Nicholls:** Figaro 22-6-2, 40, 0 td.

Receiving—Colorado: Spruce 5-80, MacIntyre 3-53, Powell 3-50, Fields 3-47, Walker 1-19, Bobo 1-14, Evans 1-8, Hill 1-7. **Nicholls:** Bates 2-27, LeBouef 1-5, Singleton 1-5, Lucas 1-5, Marcus 1-minus 2.

Punting—Colorado: Kinney 2-38.0 (43 long, 1 In20, 1 TB). **Nicholls:** St. Germain 9-41.3 (52 long, 0 In20, 1 TB); Sciambra 1-38.0.

Punt Returns—Colorado: MacIntyre 2-35, Spruce 1-minus 2. **Nicholls:** none. **Kickoff Returns—Colorado:** Lee 1-27. **Nicholls:** Marcus 2-30, Wilson 1-12, Lofton 2-5.

Tackle Leaders—Colorado: Gamboa 7,2—9; Mathewes 5,1—6; Olugbode 2,3—5; Awuzie 3,1—4; Coleman 2,2—4; Falu 2,2—4; Shaver 2,2—4; Crawley 3,0—3; Laguda 3,0—3; Solis 3,0—3; Oliver 2,1—3; Robbins 2,1—3; Moeler 1,2—3. **Nicholls:** White 9,2—11; Abraham 5,3—8; Adams 6,0—6; Sanders 5,1—6; three with 5,0—5.

Quarterback Sacks—Colorado: Gilbert 1-9, Mathewes 1-8. **Nicholls:** none.

Interceptions—Colorado: Bell 2-0. **Nicholls:** none. **Passes Broken Up—Colorado:** Crawley, Laguda, Oliver, Thompson, White. **Nicholls:** Dullary.

GAME NOTES

CU has won three straight games for the first time since the first three games of the 2008 season ... CU recorded its first shutout since a **24-0** blanking of Wyoming in Boulder on Sept. 19, 2009; it was also CU's largest margin of victory since a **66-14** win over NE Louisiana on Sept. 16, 1995 ... The **48-point** margin of victory is the most in the MacIntyre Era (topping a 48-14 win over UMass two weeks earlier) ... CU has **143** points in four games, its most after four games since 1999 (152; **20-plus** in all, last time accomplished in 2002 to open a season) ... Colorado did not have a negative play on offense until its 92nd and 93rd plays—the two kneel-downs at the end of the game ... Colorado ran 71 plays in plus territory (Nicholls ran 3); the only drive CU did not run a play on the Nicholls side of the field out of 14 drives was the one where Donovan Lee scored on a 59-yard run ... CU had **33** first downs, earned by **13** different players ... Nicholls' average field position was its own 15, starting 10 of 14 drives at its 20 or worse (eight inside-the-20) ... The **636** yards are the most in the Mac Era to the 630 at Cal in 2014 (in 2 OT); the regulation high was 558 against UMass two weeks ago ... With **358** yards rushing and **278** passing, it marked the 56th time the Buffs had over **200** yards in each (**48-8** in those games) ... This is the second shutout in MacIntyre's career; at San Jose State, the Spartans shutout Navy, **12-0**, in 2012 ... CU played **70** of **78** players who dressed for the game.

GAME 5 OREGON 41, COLORADO 24**OCTOBER 3, 2015****FOLSOM FIELD, BOULDER**

BOULDER — The Colorado Buffaloes twice held the lead in the first half, but Oregon used a strong ground game to break a 17-17 halftime tie and claim a 41-24 Pac-12 win at Folsom Field.

CU (3-2, 0-1) still trailed only by a touchdown with 10:29 to play. But Oregon (3-2, 1-1) reeled off 10 quick points and left with its fifth consecutive win against CU since the Buffs joined the Pac-12 in 2011. The Buffs entered the game with a 3-game winning streak, their first since 2008, while UO was out to avoid losing consecutive league games for the first time since '07.

Oregon rolled up 361 yards rushing and limited the Buffs to only 77, their lowest output of the season. CU quarterback Sefo Liufau passed for 231 yards and a touchdown, but was intercepted once and lost a fumble. The Buffs' 308 yards of total offense was their lowest output in five games.

Oregon's Royce Freeman, the Pac-12's No. 3 rusher (112.5 ypg), ran 27 times for 163 yards and two TD's, while teammate Taj Griffin added 110 yards and a score.

The game was delayed by an hour because of lightning in the area. The 9:08 p.m. kickoff was the latest ever at Folsom Field.

CU's first six plays were sabotaged by two turnovers — a Liufau interception that ended his streak of attempts without a pick at 107 and a lost Phillip Lindsay fumble.

An Ahkello Witherspoon interception in the end zone ended Oregon's first threat, but the Ducks took advantage of the fumble recovery with a 29-yard Freeman touchdown run to take a 7-0 lead.

CU, though, quickly answered with an 11-play, 63-yard scoring drive, getting a 2-yard touchdown run from Christian Powell. After Colorado's defense held, the Buffs took a 14-7 lead on an 8-yard scoring pass from Liufau to Shay Fields before the Ducks

responded with a 39-yard wide receiver pass from Bralon Addison to Charles Nelson to tie the game again.

CU grabbed its last lead of the night on a 52-yard Diego Gonzalez field goal, but the Ducks got a 39-yard field goal from Aidan Schneider to produce a 17-17 score at intermission. Liufau finished the first half 17-of-27 for 192 yards while Oregon's quarterback rotation of Jeff Lockie and Taylor Alie combined for 10 completions in 16 attempts (one pick).

Oregon immediately went back to its ground success to open the second half, running on nine of 10 plays in a 74-yard scoring drive. Freeman ran 3 yards for the touchdown. The Ducks then extended their lead to two touchdowns by capitalizing on a CU fumble. The Ducks drove 54 yards in 10 plays and Griffin's 2-yard run gave Oregon a 31-17 lead.

The Buffs, though, wouldn't quit. On the first and second plays of the fourth quarter, they halted Freeman on third-and-one and fourth-and-one at the Ducks' 45. Nine plays later, CU pulled to within 31-24 with 10:29 still left in the game. Liufau ran for 23 yards in the 45-yard march, including a 7-yard option keeper up the middle for the score.

But the Buffs couldn't contain the Ducks after that. Alie threw a 43-yard TD pass to Jalen Brown with 8:43 left in the game, boosting the lead back to two scores, 38-24.

After CU failed to move on its next possession, Schneider added a 33-yard field goal with 2:37 remaining for the game's final points. The game ended at 12:31 a.m. Sunday, the latest-ever Folsom Field finish.

Defensively, the Buffs forced just one Oregon turnover, CU's lowest takeaway total of the season.

Oregon	7	10	14	10	—	41
COLORADO	7	10	0	7	—	24

SCORING	Score	Time	Qtr
Oregon — Freeman 29 run (Schneider kick)	7- 0	9:11	1Q
COLORADO — Powell 2 run (Gonzalez kick)	7- 7	1:44	1Q
COLORADO — Fields 8 pass from Liufau (Gonzalez kick)	14- 7	13:07	2Q
Oregon — Nelson 39 pass from Addison (Schneider kick)	14-14	11:49	2Q
COLORADO — Gonzalez 52 FG	17-14	9:21	2Q
Oregon — Schneider 39 FG	17-17	1:57	2Q
Oregon — Freeman 3 run (Schneider kick)	17-24	10:03	3Q
Oregon — Griffin 2 run (Schneider kick)	17-31	2:12	3Q
COLORADO — Liufau 7 run (Gonzalez kick)	24-31	10:29	4Q
Oregon — Brown 43 pass from Taylor Alie (Schneider kick)	24-38	8:43	4Q
Oregon — Schneider 33 FG	24-41	2:37	4Q

Attendance: 46,222 **Time:** 3:23

Weather (52°): light rain/drizzle, 100% humidity, 7 mph winds from the north

TEAM STATISTICS	COLORADO	OREGON
First Downs.....	18	27
Third Down Efficiency (Fourth).....	7-17 (1-2)	7-16 (0-1)
Rushes—Net Yards	36-77	60-361
Passing Yards	231	176
Passes (Att-Comp-Int).....	42-25-1	21-13-1
Total Offense.....	308	537
Return Yards	1	6
Punts: No-Average.....	6-46.0	4-34.8
Fumbles: No-Lost.....	3-2	1-0
Penalties/Yards	6/41	4/45
Quarterback Sacks—Yards	3-6	5-38
Time of Possession.....	30:05	29:55
Drives/Average Field Position	14/C27	15/O38
Red Zone: Scores-Attempts (Points).....	3-3 (21)	3-4 (21)

INDIVIDUAL STATISTICS

Rushing—Colorado: Lindsay 12-37, Powell 10-30, Lee 1-8, Liufau 13-2. **Oregon:** Freeman 27-163, Griffin 10-109, Benoit 8-32, Alie 5-22, Lockie 5-18, Addison 2-17, Brooks-James 1-4, Team 2-minus 4.

Passing—Colorado: Liufau 42-25-1, 231, 1 td. **Oregon:** Alie 9-4-0, 83, 1 td; Lockie 11-8-1, 54, 0 td; Addison 1-1-0, 39, 1 td.

Receiving—Colorado: Spruce 6-87, Fields 5-31, Lindsay 4-60, Bobo 2-13, Ross 2-13, Powell 2-8, Lee 2-1, Irwin 1-14, MacIntyre 1-4. **Oregon:** Griffin 3-41, Freeman 3-32, Nelson 2-44, Addison 2-9, Brown 1-43, Stanford 1-7, Mundt 1-0.

Punting—Colorado: Kinney 6-46.0 (57 long, 2 In20). **Oregon:** Wheeler 4-34.8 (44 long, 2 In20).

Punt Returns—Colorado: Spruce 1-1. **Oregon:** Addison 1-6. **Kickoff Returns—Colorado:** Lee 1-24. **Oregon:** Nelson 4-124.

Tackle Leaders—Colorado: Thompson 9,3—12; Awuzie 10,0—10; Gamboa 4,5—9; Moeller 6,1—7; Olugbode 4,3—7; Witherspoon 6,0—6; Gilbert 4,1—5; Solis 4,1—5; Jackson 3,2—5; Severson 1,4—5; Carrell 4,0—4; McCartney 3,1—4; Crawley 2,1—3. **Oregon:** Hardrick 7,1—8; Ihenacho 6,0—6; Walker 4,2—6; Robinson 5,0—5; Prevot 4,1—5; Buckner 4,1—5.

Quarterback Sacks—Colorado: Jackson 1-3, Solis 1-2, Gilbert 1-1. **Oregon:** Hardrick 1-11, French 1-9, Jelks 1-7, Balducci 1-6, Mondeaux 1-5.

Interceptions—Colorado: Witherspoon 1-0. **Oregon:** Walker 1-0. **Passes Broken Up—Colorado:** McCartney. **Oregon:** Daniels, Jelks.

GAME NOTES

Oregon now leads the series by a **12-8** count, claiming the last six in a row and all five with both as members of the Pac-12 ... With ESPN sliding the kickoff back five minutes from the originally intended 8:07 p.m. start, plus the **56-minute** delay due to lightning in the area, the **9:08** kickoff and the **12:31 a.m.** finish were the latest in Folsom Field history (ESPN also televised the previous latest: Sept. 15, 2007 vs. Florida State — 8:15 p.m.; that game also was the latest to end at Folsom Field, at **11:46 p.m.**) ... Thus, this was the first game in Boulder to start on one day of the week and end on the next; in fact, on CU's 45-yard drive to cut the Oregon lead to 31-24, the Buffs gained **38** yards on Saturday and the final **7** on Sunday ... Light rain fell during a game at Folsom for the first time since 2006 (second half vs. Texas Tech) ... The **24** points CU scored against Oregon was its most in the series since a 51-43 win over the Ducks in the 1998 Aloha Bowl ... The game was tied at **17** at halftime; since joining the Pac-12, Oregon had outscored CU in the first half by **164-19** (35-0, 56-0, 43-16, 30-3) in the four previous games ... There was a moment of silence before the national anthem for the victims of the previous Thursday's shooting at **Umpqua Community College** in Roseburg, Ore.; both teams wore decals in tribute to the nine who died at the hands of the 26-year old gunman.

GAME 6 ARIZONA STATE 48, COLORADO 23**OCTOBER 10, 2015****SUN DEVIL STADIUM, TEMPE**

TEMPE, Ariz. — The Colorado Buffaloes came close to matching Arizona State in offensive yardage but couldn't keep up on the scoreboard, as the Sun Devils took a 48-23 victory at Sun Devil Stadium.

The loss dropped CU to 3-3 on the season (0-2 Pac-12), and marked the Buffs' 13th consecutive conference loss. ASU improved to 4-2 (2-1).

Colorado finished with 450 yards total offense, including 389 yards passing from quarterback Sefo Liufau. Arizona State finished with 491 yards offense, with quarterback Mike Bercovici throwing for 260 yards and five touchdowns.

While both teams moved the ball successfully, the Buffs were also victimized by a pair of bad bounces, both of which led to ASU touchdowns.

The first came early in the first quarter, when ASU's Demario Richard fumbled — and the ball bounced directly to teammate Kody Kohl, who took it 28 yards to the end zone for the first score of the game.

The second bad break for the Buffs came early in the third quarter, with the Sun Devils facing a fourth-and-2 from the CU 45-yard-line. CU cornerback Ahkello Witherspoon tipped a Bercovici pass into the air, only to see the ball land squarely in the hands of ASU's Tim White, who gathered it in and ran 45 yards to the end zone for a 31-10 ASU lead.

The Buffs also hurt themselves with turnovers, losing a fumble and an interception. An interception thrown by Liufau led to ASU's second touchdown of the night and a 14-0 lead in the first quarter, but Liufau then engineered a 75-yard scoring drive for the Buffs. Liufau threw a 42-yard pass to tight end Sean Irwin and Phillip Lindsay

ran three times for 33 yards on the march, including a 16-yard scoring run that cut the Sun Devils lead to 14-7.

CU then appeared to grab even more momentum when Witherspoon intercepted Bercovici, but the Buffs couldn't move the ball and the ensuing punt was blocked. CU's defense stiffened and held ASU to a field goal and 17-7 lead, but the Buffs never managed to cut the deficit to single digits again.

Witherspoon's interception gave the Buffs at least one interception in all six games and nine for the season. The Buffs managed just three interceptions in all of 2014.

ASU extended its lead to 24-7 on a 38-yard Bercovici pass to Tim White, but Colorado did manage to get a field goal just before the half to go into the locker room trailing 24-10 at intermission.

After the tipped pass touchdown in the third period, ASU scored again on a 10-yard Bercovici pass to Devin Lucien. Colorado cut the deficit to 38-17 when Liufau threw a 68-yard touchdown to Devin Ross — CU's longest play of the year — but ASU answered with a field goal early in the fourth period for a 41-17 lead.

Both teams scored once more in the fourth, with Lindsay tallying his second touchdown of the night on a 2-yard run.

Liufau finished with 389 yards passing on 25 completions in 40 attempts — the second-best total of his career — and one touchdown and one interception, but he was also sacked eight times. Shay Fields had his first 100-yard game as a Buff, reeling in five catches for 103 yards, and Lindsay led CU with 48 yards on 10 rushes.

Colorado also fell short in the turnover battle, forcing just one ASU turnover.

COLORADO	7	3	7	6	— 23
Arizona State	17	7	14	10	— 48

SCORING	Score	Time	Qtr
Arizona State — Kohl 28 fumble advance (Gonzalez kick)	0-7	11:02	1Q
Arizona State — Kohl 4 pass from Bercovici (Gonzalez kick)	0-14	8:33	1Q
COLORADO — Lindsay 16 run (Gonzalez kick)	7-14	7:12	1Q
Arizona State — Gonzalez 22 FG	7-17	0:46	1Q
Arizona State — White 38 pass from Bercovici (Gonzalez kick)	7-24	14:13	2Q
COLORADO — Gonzalez 27 FG	10-24	0:05	2Q
Arizona State — White 45 pass from Bercovici (Gonzalez kick)	10-31	11:39	3Q
Arizona State — Lucien 10 pass from Bercovici (Gonzalez kick)	10-38	7:28	3Q
COLORADO — Ross 68 pass from Liufau (Gonzalez kick)	17-38	6:05	3Q
Arizona State — Gonzalez 26 FG	17-41	14:52	4Q
COLORADO — Lindsay 2 run (pass failed)	23-41	13:13	4Q
Arizona State — Foster 12 pass from Bercovici (Gonzalez kick)	23-48	10:21	4Q

Attendance: 44,157 **Time:** 3:07

Weather (92°): partly cloudy, 24% humidity, 3 mph winds from the west

TEAM STATISTICS	COLORADO	ARIZONA STATE
First Downs.....	19	21
Third Down Efficiency (Fourth).....	6-16 (0-1)	10-17 (1-1)
Rushes—Net Yards	28-49	40-231
Passing Yards	401	260
Passes (Att-Comp-Int).....	41-26-1	31-20-1
Total Offense.....	450	491
Return Yards	0	48
Punts: No-Average.....	6-31.8	3-34.7
Fumbles: No-Lost.....	1-1	2-0
Penalties/Yards	9/88	3/19
Quarterback Sacks—Yards	1-7	8-42
Time of Possession	26:36	33:24
Drives/Average Field Position	13/C22	13/AS39
Red Zone: Scores-Attempts (Points).....	3-3 (16)	5-5 (27)

INDIVIDUAL STATISTICS

Rushing—Colorado: Lindsay 9-43, Carr 4-24, Lee 2-10, Powell 3-6, Liufau 10-minus 34. **Arizona State:** Foster 5-80, Ballage 15-45, Bercovici 7-40, Richard 8-21, Wilkins 2-10, Hayes 1-4, Brimhall 1-2, Wilson 1-1, Kohl 0-28.

Passing—Colorado: Liufau 40-25-1, 389, 1 td; Spruce 1-1-0, 12. **Arizona State:** Bercovici 31-20-1, 260, 5 td.

Receiving—Colorado: Spruce 6-77, Fields 5-103, Bobo 4-29, Lee 3-10, Ross 2-90, Frazier 2-11, Irwin 1-42, MacIntyre 1-18, Liufau 1-12, Carr 1-9. **Arizona State:** White 7-144, Lucien 4-39, Kohl 3-32, Foster 3-21, Chambers 2-24, Lauderdale 1-0.

Punting—Colorado: Kinney 5-38.2 (50 long, 2 In20), Team 1-0. **Arizona State:** Haack 2-35.5 (40 long, 2 In20), Bercovici 1-33.0 (1 In20).

Punt Returns—Colorado: none. **Arizona State:** Hayes 1-15, Tautalatasi 1-3. **Kickoff Returns—Colorado:** none. **Arizona State:** White 3-82, Hayes 1-8.

Tackle Leaders—Colorado: Crawley 7,0—7; Thompson 5,1—6; Awuzie 4,2—6; McCartney 4,2—6; Carrell 3,3—6; Witherspoon 4,1—5; Gamboa 3,2—5; Jackson 3,2—5; Severson 3,2—5; Robbins 4,0—4; Awini 3,1—4; Solis 1,3—4; Moeller 2,0—2. **Arizona State:** Longino 7,1—8; Brown 6,0—6; Fiso 6,0—6; Sam 5,1—6; Simone 4,2—6; Calhoun 3,3—6.

Quarterback Sacks—Colorado: Awuzie 1-7. **Arizona State:** Longino 2½-12, Calhoun 1½-8, Adams 1-7, Carrington 1-7, Smallwood 1-2, Johnson ½-3, Cherry ½-3.

Interceptions—Colorado: Witherspoon 1-0. **Arizona State:** Orr 1-30. **Passes Broken Up—Colorado:** Crawley, Gamboa, Oliver. **Arizona State:** Latu.

GAME NOTES

Arizona State now leads the series by a 7-0 count (4-0 in Tempe), with only USC reeling off more wins at the start of a series against Colorado ... CU's 24-10 halftime deficit was much different than its last two trips to Tempe, when CU trailed by a combined 76-13 (31-7 in 2011, 45-6 in 2013) ... Colorado made at least one field goal in its first six games this season, the longest streak since ending 2010 with six games and starting 2011 with two for eight overall ... **CB Ahkello Witherspoon's** second career interception (second this season) gave CU an interception for all six games this season; the last time the Buffs picked off a pass in six straight games were the final six games of the 2004 season ... CU's first down defense in the first half limited ASU to 52 yards on 14 plays ... the longest two plays being 9 yards; that was 3.7 per play. For the game, ASU ran 27 plays for 107 yards (3.96 per), earning a first down just once (an 11-yard run by Bercovici) ... Colorado improved to 10-of-10 on 3rd-&-1 this season ... Arizona State had the most sacks (eight) since Missouri and Texas A&M both had eight against the in back-to-back games against Buffs during the 2009 season ... **WR Shay Fields** (5-103, 0 TD) had his first career 100-yard game ... TE Sean Irwin's 42-yard reception in the first quarter almost doubled his previous long (22; he had 11 career receptions for 100 yards prior to the play) ... **Spruce-to-Liufau** connected in reverse for the fourth time in their careers: Liufau's four career receptions from Spruce have covered 68 yards with one TD. Spruce is 5-of-6 for 83 yards as a passer in his CU career.

GAME 7 ARIZONA 38, COLORADO 31**OCTOBER 17, 2015****FOLSOM FIELD, BOULDER**

BOULDER — The Colorado Buffaloes overcame an early 10-0 deficit to take a 24-17 lead into the fourth quarter, but couldn't withstand an Arizona onslaught in the final period and dropped a 38-31 Homecoming decision to the visiting Wildcats. The loss was CU's 14th consecutive defeat in Pac-12 play.

The Wildcats scored 21 points in the final period. Jerrard Randall replaced UA starting quarterback Anu Solomon and promptly directed touchdown drives of 97 and 94 yards that pulled the Wildcats back into the game. They hadn't scored since midway through the first quarter. Arizona (5-2, 2-2) amassed 616 yards in total offense, including 291 on the ground.

When Randall was injured and sat out one play, Solomon returned and threw a 25-yard scoring pass to running back Jared Baker, giving Arizona the lead (31-24) again. Randall returned on the next series and engineered a 35-yard scoring march to give the Wildcats a 38-24 lead.

The Buffs pulled to within 38-31 on a 30-yard Liufau-to-Shay Fields pass with 2:19 to play, and gained possession one more time with less than a minute left in the game, but could not muster one more scoring drive.

CU quarterback Sefo Liufau was 28-of-43 for 339 yards and two scoring passes to Fields. Liufau also ran for a pair of touchdowns. The Buffs finished with 467 yards in total offense, with Phillip Lindsay gaining 91 of CU's 128 rushing yards on 23 carries.

Arizona opened the scoring by putting points on the board on two possessions that required 59 and 32 seconds. UA got a 48-yard Casey Skowron field goal and 79-yard scoring run by Baker and shot ahead 10-0 in the first quarter.

But Liufau and the Buffs had a quick answer, a 72-yard TD pass to Shay Fields.

Liufau was sharp in the first quarter, completing eight of nine attempts for 146 yards and the TD to Fields. For the half he was 13-of-17 for 183 yards. And after being sacked eight times the previous week against Arizona State, Liufau wasn't hauled down once in Saturday night's first half and only twice for the game.

The Wildcats answered with a six-play, 75-yard march capped by Solomon's five-yard TD toss to tight end Josh Kern, sending the visitors up 17-7 with Skowron's PAT.

The Buffs began their comeback with a 20-yard Diego Gonzalez field goal (17-10) that was set up when defensive lineman Jordan Carrell snatched the ball from Solomon after the QB fumbled.

Late in the second quarter, a CU possession appeared to end in a three-and-out, but Alex Kinney's punt grazed Arizona's Trey Griffey and was recovered by Jaleel Awini. Five plays later, Liufau powered in from two-yard line, Gonzalez kicked the PAT and CU took a 17-17 tie to intermission.

The Buffs took the second-half kickoff and drove 75 yards to take their first lead of the night. The big play was a 47-yard Liufau-to-Sean Irwin completion to the Wildcats' 15. Liufau scored his second TD of the night on a four-yard run, and Gonzalez's point after put CU up 24-17.

The CU offense, however, went quiet after that, and the Buffs' seven-point lead lasted three plays into the final quarter. UA brought Randall in at quarterback, and he promptly engineered a pair of long scoring drives that put his team back in the lead.

The Buffs held Arizona scoreless in the second and third quarters, only the second time the Buffs had held a Pac-12 foe without a point in back-to-back periods since joining the conference.

Arizona	17	0	0	21	—	38
COLORADO	7	10	7	7	—	31

SCORING	Score	Time	Qtr
Arizona — Skowron 44 FG	0-3	14:01	1Q
Arizona — Baker 79 run (Skowron kick)	0-10	10:15	1Q
COLORADO — Fields 72 pass from Liufau (Gonzalez kick)	7-10	9:31	1Q
Arizona — Kern 5 pass from Solomon (Skowron kick)	7-17	7:53	1Q
COLORADO — Gonzalez 20 FG	10-17	13:30	2Q
COLORADO — Liufau 2 run (Gonzalez kick)	17-17	2:26	2Q
COLORADO — Liufau 4 run (Gonzalez kick)	24-17	11:51	3Q
Arizona — Baker 45 run (Skowron kick)	24-24	14:24	4Q
Arizona — Baker 25 pass from Solomon (Skowron kick)	24-31	9:17	4Q
Arizona — Randall 1 run (Skowron kick)	24-38	4:40	4Q
COLORADO — Fields 30 pass from Liufau (Gonzalez kick)	31-38	2:19	4Q

Attendance: 39,666 **Time:** 3:43

Weather (63°): cloudy skies, 32% humidity, 5 mph winds from the northwest

TEAM STATISTICS	COLORADO	ARIZONA
First Downs.....	22	26
Third Down Efficiency (Fourth).....	6-18 (2-2)	8-17 (0-0)
Rushes—Net Yards	43-128	44-291
Passing Yards	339	325
Passes (Att-Comp-Int).....	44-28-0	40-25-0
Total Offense	467	616
Return Yards	0	10
Punts: No-Average	8-42.9	7-34.6
Fumbles: No-Lost.....	4-1	5-2
Penalties/Yards	9/65	3/25
Quarterback Sacks—Yards	4-20	2-23
Time of Possession	33:02	26:58
Drives/Average Field Position	17/C28	15/A31
Red Zone: Scores-Attempts (Points).....	3-3 (17)	2-2 (14)

INDIVIDUAL STATISTICS

Rushing—Colorado: Lindsay 23-91, Carr 7-28, Liufau 10-13, Lee 1-4, Powell 1-1, Fields 1-minus 9. **Arizona:** Baker 23-207, Randall 11-81, Johnson 3-16, Solomon 6-minus 6, Team 1-minus 7.

Passing—Colorado: Liufau 43-28-0, 339, 2 td; Team 1-0-0, 0. **Arizona:** Solomon 37-22-0, 283, 2 td; Randall 3-3-0, 42.

Receiving—Colorado: Fields 8-168, Spruce 8-63, Bobo 6-51, Irwin 2-52, Lee 2-5, Lindsay 2-minus 1, Ross 0-1. **Arizona:** Phillips 6-106, Jones 6-94, Richards 3-49, Baker 3-40, Grant 3-8, Kern 2-15, Griffey 1-7, Jackson 1-6.

Punting—Colorado: Kinney 8-42.9 (54 long, 3 In20). **Arizona:** Rigglesman 7-34.6 (47 long, 3 In20, 2 TB).

Punt Returns—Colorado: none. **Arizona:** Phillips 2-13, Griffey 1-minus 3. **Kickoff Returns—Colorado:** Lee 6-129. **Arizona:** Johnson 3-66.

Tackle Leaders—Colorado: Watanabe 11,3—14; Moeller 9,1—10; Gamboa 6,4—10; Awini 3,7—10; Thompson 4,4—8; Awuzie 7,0—7; McCartney 4,3—7; Gilbert 2,4—6; Faló 4,0—4; Crawley 3,1—4; Solis 3,1—4; Witherspoon 3,1—4. **Arizona:** Whittaker 11,0—11; Matthews 10,1—11; Denson 8,0—8; Magiore 4,3—7; Jackson 4,1—5; Parks 4,0—4; Gilbert 4,0—4.

Quarterback Sacks—Colorado: Awuzie 1-13, Solis 1-4, Watanabe 1-2, McCartney 1-1. **Arizona:** Fuimaono 2-23.

Interceptions—Colorado: none. **Arizona:** none. **Passes Broken Up—Colorado:** Thompson 2, Moeller, Walker. **Arizona:** Denson.

GAME NOTES

Colorado now leads the series by a 13-5 count, though Arizona leads 4-1 with both as members of the Pac-12 ... Colorado again wore a new look from head-to-toe in the game, all silver (helmets/jersey/pant) ... The loss was CU's 14th straight in league play, tying the school mark set over the 2012-13 seasons (eight of which have been at home, snapping the old mark of seven within the previous 14 game streak) ... **ILB Grant Watanabe** (Fr.) made his first career start in his first-ever collegiate game; he is just the second Buff to start a game at inside linebacker as a true freshman since 2006 (joining Addison Gillam, who started all 12 games in 2013) ... Pac-12 opponents had scored on CU in 13 straight quarters until Arizona went scoreless in the second; with Colorado shutting out the Wildcats in the second and third quarters, it marked just the second time ever and the first since Nov. 25, 2011 at Utah, CU had shut out a Pac-12 foe in back-to-back periods (Utah was scoreless at halftime). UA also went 38:29 between scores, the longest stretch CU has held a Pac-12 opponent scoreless since that Utah game (34:31) ... CU's streak of having at least one interception ended at six straight games, but still won the turnover battle, 2-1; the Buffs converted those into 10 points ... **QB Sefo Liufau** moved into third place all-time in passing yards at CU with 6,709, as he moved by Kordell Stewart (6,481, 1991-94); the 43 attempts were the most he's ever had in a game without an interception (third most in CU history) ... **WR Nelson Spruce** continued to add to his school marks in career receptions (250) and yards (2,797). He moved into fourth all-time in the Pac-12 in receptions, moving past three players in the game including his position coach, Troy Walters (who had 248 at Stanford, 1996-99).

GAME 8

COLORADO 17 OREGON STATE 13

OCTOBER 24, 2015

RESER FIELD, CORVALLIS

CORVALLIS, Ore. — The Colorado Buffaloes used a fourth-quarter touchdown and three consecutive big defensive stands to end a 14-game Pac-12 skid and carve out a 17-13 victory over Oregon State at Reser Field.

The Buffs started what proved to be their winning drive in the third quarter and finished it in the fourth. Boosted by 31 yards in offense from Donovan Lee — 27 yards rushing and a 4-yard reception — and a 22-yard pass from Sefo Liufau to tight end Sean Irwin, the Buffs drove 85 yards in 13 plays.

After back-to-back 6-yard runs from Lee, Liufau capped the drive with a 4-yard touchdown run for a 17-10 lead with 12:31 still left in the game.

OSU answered with a Garrett Owens field goal on its next possession to cut the lead to 17-13, but from that point, Colorado's defense took over.

After the long touchdown march, CU could not put together another sustained drive, as OSU forced three consecutive three-and-outs.

But each time OSU got the ball, the Buffs defense turned away the threat. The Buffs twice recorded fourth-down stops in the fourth quarter, sandwiched around a three-and-out from the Beavers.

OSU's last possession ended with 24 seconds left on the clock when CU's Chidobe Awuzie picked off a Nick Mitchell pass on fourth down at the CU 38. The Buffs' needed just one more snap from "victory formation" to run out the clock.

OSU's 13 points were the fewest allowed by Colorado since the Buffs joined the Pac-12 in 2011, eclipsing 14 allowed against Utah in their first year in the conference.

Lee finished as CU's leading rusher, picking up 55 of CU's 188 yards on the ground on eight carries. He also caught two passes for 8 yards. Liufau carried 18 times in

the game for 44 yards and a touchdown and completed 16 of 23 passes for 140 yards and a touchdown. The Buffs did not turn the ball over once, as Liufau extended his streak of attempts without an interception to 98.

For the first time in four Pac-12 games, the Buffs scored first, taking the opening kickoff and driving 73 yards before being forced to settle for a 21-yard Diego Gonzalez field goal. Lee provided the big play on the drive, a 17-yard run.

Oregon State quickly answered CU's field goal with an eight-play, 74-yard touchdown drive. OSU quarterback Seth Collins had a 27-yard run early in the drive, then completed an 11-yard pass to fellow quarterback Nick Mitchell on a trick play to put the ball inside the CU 5. The Beavers scored two plays later on a Ryan Nall 1-yard run to take a 7-3 lead.

After punting on their next possession, the Buffs turned to their defense to come up with a stop. The Beavers drove inside the CU 35-yard line, but on fourth and 1, Buffs defensive tackle Justin Solis stopped the 260-pound Nall for no gain. Oregon State was 0-for-3 on fourth-down tries.

The Buffs took advantage of the stop and drove 67 yards in 10 plays for a go-ahead touchdown. Phillip Lindsay had a 24-yard run to spark the drive and Liufau completed six passes, including a beautiful strike to Nelson Spruce for a 15-yard touchdown as the Buffs took a 10-7 lead. Spruce finished with six catches for 60 yards and a touchdown.

OSU responded with a nine-play drive that yielded a 42-yard Garrett Owens field goal to tie the game at 10-10. Neither team scored in the third, setting the stage for the deciding fourth period.

COLORADO	3	7	0	7	—	17
Oregon State	7	3	0	3	—	13

SCORING	Score	Time	Qtr
COLORADO — Gonzalez 21 FG	3- 0	6:26	1Q
Oregon State — Nall 1 run (Garrett kick)	3- 7	2:58	1Q
COLORADO — Spruce 15 pass from Liufau (Gonzalez kick)	10- 7	9:11	2Q
Oregon State — Garrett 42 FG	10-10	5:44	2Q
COLORADO — Liufau 4 run (Gonzalez kick)	17-10	12:31	4Q
Oregon State — Garrett 42 FG	17-13	9:12	4Q

Attendance: 36,977 Time: 3:13

Weather (56°): cloudy, 64% humidity, 1 mph wind from the northwest

TEAM STATISTICS	COLORADO	OREGON STATE
First Downs.....	20	17
Third Down Efficiency (Fourth).....	5-14 (1-1)	6-15 (0-3)
Rushes—Net Yards	44-171	41-202
Passing Yards	157	199
Passes (Att-Comp-Int).....	24-17-0	32-13-1
Total Offense.....	328	401
Return Yards	0	0
Punts: No-Average.....	6-42.0	3-36.7
Fumbles: No-Lost.....	1-0	1-0
Penalties/Yards	9/80	8/65
Quarterback Sacks—Yards.....	5-31	1-9
Time of Possession.....	33:44	26:16
Drives/Average Field Position	11/C28	11/OS28
Red Zone: Scores-Attempts (Points).....	3-4 (17)	2-2 (10)

INDIVIDUAL STATISTICS

Rushing—Colorado: Lindsay 9-51, Liufau 17-50, Lee 7-38, Powell 7-33, Carr 2-7, Team 2-minus 8. **Oregon State:** Nall 20-122, Collins 9-50, Brown 5-42, Bolden 1-5, Woods 1-1, Haskins 1-0, Mitchell 4-minus 18.

Passing—Colorado: Liufau 24-17-0, 157, 1 td. **Oregon State:** Mitchell 24-9-1, 122, 0 td; Collins 7-4-0, 77; Team 1-0-0.

Receiving—Colorado: Spruce 6-60, Lee 3-25, Bobo 2-14, Lindsay 2-14, MacIntyre 2-3, Irwin 1-22, Ross 1-19. **Oregon St.:** Villamin 4-65, Guyton 4-56, Bolden 3-60, Mitchell 1-11, Lucas 1-7.

Punting—Colorado: Kinney 6-42.0 (58 long, 2 In20). **Oregon State:** Porebski 3-36.7 (40 long, 1 In20).

Punt Returns—Colorado: none. **Oregon State:** none. **Kickoff Returns—Colorado:** Lee 2-41, Hill 1-17. **Oregon State:** Bolden 4-110.

Tackle Leaders—Colorado: Awuzie 5,3—8; Bell 5,3—8; Kafovalu 5,1—6; Olugbode 3,3—6; Gamboa 1,5—6; Awini 4,0—4; Crawley 4,0—4; Gilbert 4,0—4; Witherspoon 4,0—4; Jackson 3,1—4; Solis 3,1—4; McCartney 3,0—3; Carrell 2,1—3; Thompson 2,1—3. **Oregon State:** Mageo 3,5—8; Hungalu 1,6—7; Peko 4,2—6; Saulo 2,4—6; Hill 4,1—5; Nol-Lewis 3,2—5.

Quarterback Sacks—Colorado: McCartney 1-9, Kafovalu 1-8, Gilbert 1-7, Jackson 1-4, Awuzie 1-3. **Oregon State:** Pritchard ½-5, Noland-Lewis ½-4.

Interceptions—Colorado: Awuzie 1-0. **Oregon State:** none. **Passes Broken Up—Colorado:** Awuzie 2, Olugbode, Thompson. **Oregon State:** Peko, Pritchard.

GAME NOTES

Oregon State now leads the series by a 5-3 count (1-1 in Corvallis, 3-1 in the state of Oregon where the Buffs are now 3-8 all-time; CU snapped a five-game losing streak in the state since its last win: Sept. 23, 1967 at Oregon in the first game ever at Autzen Stadium) ... CU snapped a 14-game losing streak in Pac-12 conference games and a 13-game road losing streak in league games as well (last win was a 35-34 win at Washington State on Sept. 22, 2012) ... The 13 points are the fewest CU has allowed in a Pac-12 game since joining the league in 2011; previous low came in a 17-14 win at Utah on Nov. 25, 2011 (thus ends a run of 30 straight games where Pac-12 teams scored 20 or more points) ... Colorado wore gold helmets, white uniforms and gold pants for the first time this season ... This was CU's first game as a member of the Pac-12 (out of six trips) at the Pacific Northwest schools closest to the coast (Oregon State, Oregon, Washington) where it did not rain during the game ... The game was tied for 31:47, the longest CU has been tied with an opponent in a game this season ... OSU gained 401 yards on 73 plays, but its eight plays of 20 yards or longer added to 210 yards, thus it gained 52 percent of its yards on 11 percent of its plays (the other 65 netted 191 total) ... CU now has at least one interception in seven of eight games this season and has 10 total ... CU was 13-of-13 on 3rd-&-1 this year until the run ended on its ninth possession of the game ... Colorado's first down defense was some of its best in recent memory, holding the Beavers to 3.0 (88 yards on 29 plays), including 4-of-13 passing for a net 20 yards (with two sacks) ... **WR Nelson Spruce** moved into third all-time in the Pac-12 in receptions (256) ... QB Sefo Liufau has now scored five TDs this year; that's the most scored in a season by CU quarterback since 2006 (7, Bernard Jackson).

GAME 9 COLORADO 33, UCLA 28**OCTOBER 31, 2015****ROSE BOWL, PASADENA**

PASADENA, Calif. — In a topsy-turvy affair that saw the Buffs rack up a huge statistical edge but trail 21-6 at the half before rallying to take the lead in the fourth quarter, Colorado couldn't hold on and UCLA slipped out of the Rose Bowl with a 35-31 victory.

After putting 278 yards offense on the board in the first half — and running 40 offensive snaps in the second quarter alone — the Buffs still had only six points on two Diego Gonzalez field goals to show for their efforts, and trailed 21-6 at intermission.

But after falling behind 28-13 in the third quarter, the Buffs fought back with a field goal, a fumble return for a touchdown and finally a long touchdown drive to take a 31-28 lead with 12:04 left in the game.

The Bruins, however, had enough left in their tank to retake the lead midway through the fourth period, and the Buffs couldn't muster another scoring drive on their last three possessions.

The game was full of big plays. UCLA's Ishmael Adams returned an interception of a Sefo Liufau pass 96 yards for a touchdown for a 14-0 UCLA lead. CU defensive lineman Samson Kafovalu had a 33-yard "scoop and score" of a fumble by UCLA quarterback Josh Rosen in the fourth quarter to cut UCLA's lead to 28-23. The Buffs had a 62-yard Liufau pass to Devin Ross on a two-play, 68-yard scoring drive that produce a 31-28 CU lead; the Bruins had a one-play, 82-yard scoring drive courtesy of a Paul Perkins run that put them up 21-3 in the first half.

Liufau finished with 312 yards passing and the Buffs rushed for 242. Colorado had 554 yards total offense and more than 41 minutes of time of possession on a school-

record 114 offensive snaps, and wide receiver Nelson Spruce finished with 11 catches for 90 yards to become the Pac-12's all-time receptions leader.

After the frustrating first half, the Buffs took the opening kick in the third quarter and drove 75 yards in eight plays for a touchdown to cut the lead to 28-13. Donovan Lee carried three times for 27 yards, including the 1-yard touchdown run. Freshman Patrick Carr, who finished with 100 yards rushing for his first 100-yard game as a Buff, ran three times for 34 yards on the drive.

Later in the third, the Bruins answered with an 81-yard drive, getting an 11-yard touchdown run from Nate Starks to bump the lead back to 28-13.

CU then put 18 unanswered points on the board, first getting a 45-yard Gonzalez field goal to cut UCLA's lead to 28-16 before CU's defense came up with a big play. With UCLA facing a third-and-15, CU's Jordan Carrell sacked Rosen and forced a fumble, which Kafovalu scooped up and carried 33 yards to the end zone to cut UCLA's lead to 28-23 at the 14:37 mark of the fourth quarter.

Colorado's defense then recorded another stop of the Bruins and the Buffs needed just two plays to take the lead. Liufau hit Ross with a 62-yard pass on the first play to set up a 6-yard Carr touchdown run, giving the Buffs a 31-28 lead with 12:04 left in the game.

But UCLA once again responded. Rosen completed passes of 26 and 38 yards before Soso Jamabo carried in from 3 yards out and UCLA took a 35-31 lead with 8:28 left in the game.

The Buffs then had three more possessions, but could not muster a scoring drive as the Bruins held on for the win.

COLORADO	0	6	10	15	—	31
UCLA	7	14	7	7	—	35

SCORING	Score	Time	Qtr
UCLA — Perkins 31 pass from Rosen (Fairbairn kick)	0-7	8:01	1Q
UCLA — Adams 96 interception return (Fairbairn kick)	0-14	7:01	2Q
COLORADO — Gonzalez 25 FG	3-14	3:29	2Q
UCLA — Perkins 82 run (Fairbairn kick)	3-21	3:09	2Q
COLORADO — Gonzalez 23 FG	6-21	0:00	2Q
COLORADO — Lee 1 run (Gonzalez kick)	13-21	12:06	3Q
UCLA — Starks 11 run (Fairbairn kick)	13-28	7:35	3Q
COLORADO — Gonzalez 45 FG	16-28	1:06	3Q
COLORADO — Kafovalu 33 fumble return (Gonzalez kick)	23-28	14:37	4Q
COLORADO — Carr 6 run (Spruce pass from Liufau)	31-28	12:04	4Q
UCLA — Jamabo 2 run (Fairbairn kick)	31-35	8:28	4Q

Attendance: 51,508 **Time:** 3:31

Weather (87°): sunny skies, 13% humidity, negligible wind

TEAM STATISTICS	COLORADO	UCLA
First Downs.....	34	16
Third Down Efficiency (Fourth).....	7-22 (3-4)	6-14 (0-0)
Rushes—Net Yards	56-242	26-138
Passing Yards	312	262
Passes (Att-Comp-Int).....	58-37-2	33-19-0
Total Offense	554	400
Return Yards	33	100
Punts: No-Average	5-43.2	7-46.4
Fumbles: No-Lost	0-0	2-2
Penalties/Yards	7/68	10/101
Quarterback Sacks—Yards	1-15	1-6
Time of Possession	41:05	18:55
Drives/Average Field Position	14/C28	13/U20
Red Zone: Scores-Attempts (Points).....	4-6 (21)	2-2 (14)

INDIVIDUAL STATISTICS

Rushing—Colorado: Carr 19-100, Lee 13-62, Liufau 15-45, Lindsay 6-24, Powell 3-11. **UCLA:** Perkins 12-118, Jamabo 4-20, Starks 7-17, Rosen 1-minus 15, Team 2-minus 2.

Passing—Colorado: Liufau 57-37-2, 312, 0 td; Spruce 1-0-0, 0. **UCLA:** Rosen 33-19-0, 262, 1 td.

Receiving—Colorado: Spruce 11-90, Ross 9-101, Lee 7-15, Fields 4-39, Lindsay 2-16, Bobo 2-13, Irwin 1-31, Frazier 1-7. **UCLA:** Payton 8-134, Perkins 4-41, Duarte 3-61, Andrews 2-20, Lasley 1-7, Starks 1-minus 1.

Punting—Colorado: Kinney 5-43.2 (48 long, 3 In20). **UCLA:** Mengel 7-46.4 (64 long, 0 In20).

Punt Returns—Colorado: none. **UCLA:** Adams 1-0. **Kickoff Returns—Colorado:** Lee 2-47. **UCLA:** Johnson 4-111, Adams 1-14.

Tackle Leaders—Colorado: Thompson 9,0—9; Gilbert 4,4—8; Awuzie 6,0—6; Watanabe 5,0—5; McCartney 4,1—5; Witherspoon 4,1—5; Carrell 4,0—4; Gamboa 4,0—4; Kafovalu 1,2—3; Olugbode 2,0—2; Bell 0,2—2; Crawley 1,0—1; Solis 1,0—1. **UCLA:** Brown 12,6—18; Goforth 5,4—9; Johnson 7,0—7; Rios 6,1—7; Ankou 5,2—7; Clark 5,2-7.

Quarterback Sacks—Colorado: Carrell 1-15. **UCLA:** Wallace 1-6. **Interceptions—Colorado:** none. **UCLA:** Adams 1-96, Meadors 1-4.

Passes Broken Up—Colorado: Crawley 2, Thompson 2, Awuzie, Coleman, Gamboa, Watanabe. **UCLA:** Adams, Ankou, Hollins, Johnson, Pickett, Wallace.

GAME NOTES

UCLA now leads the series by a **9-2** count (3-1 in Pasadena, 5-1 in California) ... Colorado is now **2-19-1** all-time in the state of California; the Buffs have lost nine straight in the Golden State since that last win (at UCLA in 2002) ... CU fell to **10-7-1** in games played on Halloween (5-4 on the road) ... The Bruins were the first ranked opponent CU played in 2015; the Buffs have lost **20** straight games overall against ranked teams, and have dropped **25** in a row against the ranked on the road (last win: at UCLA in 2002) ... Colorado ran a school record **114** plays from scrimmage, topping the previous marks of 110 at California in 2014 (double OT); the previous mark in regulation was 105 against Kansas State in 1992 ... CU held a **61-21** edge in plays in the first half, including a **40-4** edge in the second quarter; the 40 plays for a quarter were the most in a quarter in school history (old: 36 on two occasions); the **61** was a record for a half (old: 58 in the first half at Air Force in 1970) ... The **14:03** possession time in the second quarter was also a school best (old: 13:14 vs. Indiana in Boulder in 1980; the TOP for the game was not a record) ... Colorado has outscored UCLA **42-21** in the second half in the last two games ... This marked the 40th time since 1993 that CU has accomplished the **200/200** (at least 200 in both rushing and passing yards), and the 57th time in its history (**48-9** record in those games) ... **DT Samson Kafovalu's** 33-yard fumble return for a touchdown was the first by a CU down lineman since 2002, when Tyler Brayton returned one 14 yards in a 37-13 win over Texas Tech ... **WR Devin Ross (9-101, 0 TD)**. He had career-highs in receptions and yards, accomplishing both very close to where he played high school ball in Altadena.

GAME 10 STANFORD 42, COLORADO 10**NOVEMBER 7, 2015****FOLSOM FIELD, BOULDER**

BOULDER — For one quarter, Colorado went toe-to-toe with No. 9 Stanford, but in the end, the Buffs could not keep up and the Cardinal took a 42-10 win.

CU (4-6, 1-5) lost its 21st consecutive game to a ranked opponent while Stanford (8-1, 7-0) won for the eighth consecutive time and dropping its season opener at Northwestern.

Each team scored on its first possession. Stanford capped an 81-yard drive with a one-yard dive by Remound Wright while CU ended a 75-yard march with a four-yard run by Donovan Lee for a 7-7 tie that carried to the end of the first quarter.

Lee had three carries for 13 yards on CU's first scoring drive and quarterback Sefo Liufau completed a 36-yard pass to Nelson Spruce.

But the Cardinal roared ahead with 21 unanswered points in the second period to take a 28-7 lead into the locker room at halftime.

Stanford took a 14-7 lead on a 43-yard pass from Kevin Hogan to Michael Rector on a third-and-18 play early in the second quarter. The Buffs appeared to be in position to stop the Cardinal after a Derek McCartney sack of Hogan on second down, but Hogan connected with a streaking Rector down the left sidelines on the next play to give the Cardinal a lead they would never relinquish.

CU took the ensuing kickoff and marched deep into Stanford territory, but then missed an opportunity to narrow the gap when Diego Gonzalez was wide left on a 37-yard field goal try.

Hogan then threw a 6-yard touchdown pass to cap an 80-yard drive and extend Stanford's lead to 21-7 before running for a 1-yard touchdown just before the end of the half. Stanford's final drive of the quarter was set up by an interception of Liufau.

The Buffs struggled all day to find an answer for Stanford running back Christian McCaffrey, the nation's leader in all-purpose yardage. McCaffrey rushed 23 times for 143 yards, caught three passes for 15 yards, threw a 28-yard touchdown pass and had three returns (two kickoffs, one punt) for 58 yards.

With seven carries for 43 yards, Liufau was CU's leading rusher in a running game that netted only 83 yards. Liufau also passed for 125 yards. Spruce was the Buffs' top receiver, catching five passes for 75 yards. Spruce continued to add to his school and Pac-12 record of career receptions (272), went over the 3,000-yard career mark (3,022) and pushed his streak of consecutive games with at least one catch to 35.

CU opened the second half by driving for a Gonzalez 29-yard field goal that brought the Buffs to within 28-10. But an onside kick attempt was recovered by Stanford and on their first play of the half, the Cardinal got a 47-yard touchdown run from Bryce Love to up their lead to 35-10.

CU later got a big defensive play from safety Tedric Thompson, who returned an interception of a Hogan pass 71 yards to the Stanford 3. The Buffs, though, were unable to capitalize and turned the ball back to Stanford on downs.

Stanford's final score was McCaffrey's toss to Austin Hooper early in the fourth quarter to bump the Cardinal's lead to 42-10. Both teams then turned to reserves for much of the rest of the game, and neither team scored again.

Stanford outgained Colorado 472-231, had 25 first downs to the Buffs' 15, owned a 75-53 advantage in plays and finished with a 38:01-19:20 advantage in time of possession. The Cardinal also converted 10-of-16 third downs and both fourth-down conversion attempts to 2-of-11 and 0-for-1 for CU in the same categories.

Stanford	7	21	7	7	—	42
COLORADO	7	0	3	0	—	10

SCORING	Score	Time	Qtr
Stanford — Wright 1 run (Ukropina kick)	0- 7	7:49	1Q
COLORADO — Lee 4 run (Gonzalez kick)	7- 7	6:07	1Q
Stanford — Rector 43 pass from Hogan (Ukropina kick)	7-14	11:53	2Q
Stanford — Schultz 6 pass from Hogan (Ukropina kick)	7-21	1:51	2Q
Stanford — Hogan 1 run (Ukropina kick)	7-28	0:01	2Q
COLORADO — Gonzalez 29 FG	10-28	11:36	3Q
Stanford — Love 47 run (Ukropina kick)	10-35	11:23	3Q
Stanford — Hooper 28 pass from McCaffrey (Ukropina kick)	10-42	14:52	4Q

Attendance: 40,142 **Time:** 3:00

Weather (45°): sunny skies, 36% humidity, negligible wind

TEAM STATISTICS	COLORADO	Stanford
First Downs.....	15	25
Third Down Efficiency (Fourth).....	2-11 (0-1)	10-16 (2-2)
Rushes—Net Yards	30-83	48-275
Passing Yards	148	197
Passes (Att-Comp-Int).....	23-13-2	27-18-1
Total Offense.....	231	472
Return Yards	71	38
Punts: No-Average.....	4-45.0	4-40.2
Fumbles: No-Lost.....	0-0	3-0
Penalties/Yards	3/21	7/55
Quarterback Sacks—Yards	2-7	4-30
Time of Possession	21:59	38:01
Drives/Average Field Position	11/C30	11/S34
Red Zone: Scores-Attempts (Points).....	2-4 (10)	3-3 (21)

INDIVIDUAL STATISTICS

Rushing—Colorado: Liufau 7-43, Lee 7-17, Carr 7-16, Lindsay 5-14, Apsay 4-minus 7. **Stanford:** McCaffrey 23-147, Love 3-58, Hogan 9-40, Sanders 6-18, Burns 2-8, Wright 4-6, Chryst 1-minus 2.

Passing—Colorado: Liufau 18-10-1, 125, 0 td; Apsay 5-3-1, 23, 0 td. **Stanford:** Hogan 23-17-1, 169, 2 td; McCaffrey 1-1-0, 28, 1 td; Chryst 3-0-0, 0.

Receiving—Colorado: Spruce 5-75, Bobo 4-29, Lee 2-10, Ross 1-23, Keeney 1-11. **Stanford:** Rector 4-66, Hooper 3-62, McCaffrey 3-15, Owusu 2-12, Love 2-9, Schultz 2-8, Irwin 1-20, Marx 1-5.

Punting—Colorado: Kinney 4-45.0 (49 long, 0 In20). **Stanford:** Bailey 3-40.0 (56 long, 1 In20, 1 TB); Robinson 1-41.0 (0 In20).

Punt Returns—Colorado: MacIntyre 1-0. **Stanford:** Sanders 1-25, McCaffrey 1-12. **Kickoff Returns—Colorado:** Lee 2-55, Lindsay 2-38, Howard 1-minus 2. **Stanford:** McCaffrey 2-46.

Tackle Leaders—Colorado: Thompson 8,2—10; Olugbode 6,4—10; Gamboa 5,4—9; Awuzie 7,1—8; Watanabe 6,1—7; Bell 4,3—7; McCartney 4,2—6; Falo 3,0—3; Laguda 3,0—3; Crawley 2,1—3; Kafovalu 2,1—3; Gilbert 2,0—2; Solis 2,0—2; Franke & Jackson 1,1—2. **Stanford:** Thomas 5,0—5; Anderson 5,0—5; Tyler 4,1—5; Harris 4,0—4; Martinez 4,0—4.

Quarterback Sacks—Colorado: Gilbert 1-6, McCartney 1-1. **Stanford:** Tyler 2-17, Shober 1-8, Anderson 1-5.

Interceptions—Colorado: Thompson 1-71. **Stanford:** Reid 1-1, Lloyd 1-0. **Passes Broken Up—Colorado:** Bell 2, Witherspoon. **Stanford:** none.

GAME NOTES

Stanford now leads the series by a 6-3 count (3-0 with both as members of the Pac-12); Colorado leads 3-2 in Boulder ... The game took exactly 3 hours, the fastest this season involving CU ... **C/OG Sully Wiefels** (Jr.) made his first career start, doing so at left guard; he became the 21st different player to make his first career start for CU this season ... Colorado gained 80 yards of offense in the first quarter; in Stanford's 48-0 win in Boulder in 2012, CU had 76 for the game ... **Strength vs. Strength:** Colorado came in averaging 82.9 plays a game (fifth nationally); Stanford was allowing 68.3 (in the top 20 for the fewest allowed). And the winner was Stanford. The Cardinal held CU to a season-low 53 plays, also the fewest since 2012 when it had 44 — against Stanford ... CU did a decent job corralling Christian McCaffrey, the nation's all-purpose yards leader, when it came to post-contact rushing yards (57 of his 147 yards) ... **SS Tedric Thompson** returned a third-quarters interception 71 yards to the Stanford 3; it was the fourth pick of his career and his first this season (he became the eighth CU player to record an INT in 2015) ... **WR Nelson Spruce** continued to add to his school and Pac-12 marks in career receptions (272) and went over the 3,000-yard plateau (3,022) in adding to his CU record; the first to reach 3,000 receiving yards at Colorado, four have done it in rushing ... **TB Christian Powell** did not have a rushing attempt, the first time in his career he did not carry the ball.

GAME 11 USC 27, COLORADO 24**NOVEMBER 13, 2015****FOLSOM FIELD, BOULDER**

BOULDER — The Colorado Buffaloes built their biggest lead ever over the USC Trojans in the 10-game history of the series, but couldn't make the lead hold and dropped a 27-24 decision.

It was USC's 10th win in 10 games against Colorado.

The Buffs also lost starting quarterback Sefo Liufau to a Lisfranc foot injury, sidelining him for not only the remainder of the season, but also for spring drills as he is expected to be out 6-8 months.

The Buffs jumped out to a 17-3 lead, scoring 17 straight points after the Trojans notched a field goal on their opening possession.

Liufau directed the first scoring drive, a seven-play march that covered 61 yards. Liufau completed a 12-yard pass to Nelson Spruce and a 20-yarder to Patrick Carr to fuel the drive, with Phillip Lindsay carrying in from 4 yards out for the score.

Following a USC punt, Liufau was injured on CU's next possession and the Buffs turned to backup Cade Apsay.

After an interception of USC's Cody Kessler by CU's Jered Bell, the Buffs extended their lead to 14-3 by going 26 yards to the end zone in five plays. Apsay capped the drive with the first touchdown pass of his college career, a 9-yard toss to Spruce. The catch was the 22nd touchdown reception of Spruce's career, moving him into a tie for the all-time CU mark with Scotty McKnight.

Following yet another three-and-out by the Trojans, the Buffs drove 65 yards in 11 plays before being forced to settle for a 28-yard Diego Gonzalez field goal. The 17-3 lead was the largest by the Buffs in the history of the series, and only the second time in the series the Buffs had held the lead. Apsay completed four passes on the

drive, including a 20-yarder to Sean Irwin and an 11-yarder to Spruce, and Donovan Lee had a 13-yard run. Just before the half, the Trojans added to their total by driving 52 yards for a field goal as time ran out, cutting CU's lead to 17-6.

The Buffs defense was solid in the first half, limiting the Trojans to one third conversion in seven attempts, with three of those stops in the red zone.

But the Trojans stormed back in the second half. CU was stopped after receiving the second-half kickoff and the Trojans quickly took advantage. Kessler drove them 83 yards in 13 plays — eight of them runs — then hit fullback Jahleel Pinner with a 4-yard TD pass after the Buffs had sacked Kessler but given him another down due to lining up off-sides and the ensuing PAT cut CU's lead to 17-13.

On the first play of CU's next series, tailback Christian Powell fumbled and USC nose tackle Antwaun Woods recovered at the Buffs 34. Seven plays later, Kessler and tight end Taylor McNamara teamed for a 2-yard TD with 5:34 left in the third quarter, and Wood's PAT with gave the Trojans their first lead since their opening field goal.

The Buffs attempted to extend the lead early in the fourth quarter, driving into USC territory before stalling and sending Gonzalez on to try a 51-yard field goal. The attempt was blocked and returned it to the CU 36. On the next play, Kessler found receiver JuJu Smith-Schuster for a 36-yard touchdown to give USC a 27-17 lead.

Colorado scored once more to cut the lead to 27-24 when a 45-yard punt return from Spruce set up a 1-yard Apsay pass to tight end George Frazier with 6:13 remaining. CU gained one more possession, but it ended on downs and USC was able to run out the clock.

Southern California	3	3	14	7	—	27
COLORADO	7	10	0	7	—	24

SCORING	Score	Time	Qtr
Southern California — Wood 22 FG	0- 3	10:35	1Q
COLORADO — Lindsay 4 run (Gonzalez kick)	7- 3	5:15	1Q
COLORADO — Spruce 9 pass from Apsay (Gonzalez kick)	14- 3	9:28	2Q
COLORADO — Gonzalez 28 FG	17- 3	3:14	2Q
Southern California — Wood 22 FG	17- 6	0:00	2Q
Southern California — Pinner 4 pass from Kessler (Wood kick)	17-13	5:34	3Q
Southern California — McNamara 2 pass from Kessler (Wood kick)	17-20	2:32	3Q
Southern California — Smith-Schuster 36 pass from Kessler (Wood kick)	17-27	13:55	4Q
COLORADO — Frazier 1 pass from Apsay (Gonzalez kick)	24-27	6:13	4Q

Attendance: 37,905 **Time:** 3:06

Weather (41°): clear skies, 56% humidity, winds from the west at 3 mph

TEAM STATISTICS	COLORADO	USC
First Downs.....	21	19
Third Down Efficiency (Fourth).....	5-13 (1-2)	5-13 (1-1)
Rushes—Net Yards	36-59	37-129
Passing Yards	222	204
Passes (Att-Comp-Int).....	31-24-0	27-17-1
Total Offense.....	281	333
Return Yards	71	41
Punts: No-Average.....	4-43.2	5-38.0
Fumbles: No-Lost.....	1-1	1-0
Penalties/Yards	5/39	7/40
Quarterback Sacks—Yards	2-14	6-43
Time of Possession	31:10	28:50
Drives/Average Field Position	11/C38	12/SC32
Red Zone: Scores-Attempts (Points).....	4-4 (24)	4-4 (20)

INDIVIDUAL STATISTICS

Rushing—Colorado: Lee 7-32, Carr 7-24, Lindsay 8-24, Powell 4-11, Liufau 2-4, Apsay 8-minus 36. **USC:** Davis 14-89, Jones 19-61, Kessler 2-minus 14, Team 2-minus 3.

Passing—Colorado: Apsay 23-18-0, 128, 2 td; Liufau 8-6-0, 94, 0 td. **USC:** Kessler 27-17-1, 204, 3 td.

Receiving—Colorado: Spruce 7-94, Fields 3-24, Ross 3-7, Carr 2-29, Lee 2-23, Irwin 2-21, Frazier 2-10, Lindsay 2-8, MacIntyre 1-6. **USC:** Smith-Schuster 3-66, Mitchell 3-59, Davis 3-28, Hampton 2-19, Rogers 1-14, Petite 1-9, Pinner 1-4, Jackson 1-3, McNamara 1-2, Jones 1-0.

Punting—Colorado: Kinney 4-43.2 (49 long, 3 In20). **USC:** Albarado 5-38.0 (43 long, 0 In20).

Punt Returns—Colorado: Spruce 2-52. **USC:** Jackson 1-11. **Kickoff Returns—Colorado:** Lee 3-85, Powell 1-15. **USC:** Jackson 3-70, Davis 1-27, Ruffin 1-18.

Tackle Leaders—Colorado: Awuzie 8,2—10; McCartney 7,1—8; Bell 6,1—7; Solis 5,2—7; Kafovalu 4,2—6; Gamboa 5,0—5; Ougbode 5,0—5; Laguda 3,2—5; Thompson 4,0—4; Carrell 2,2—4; Gilbert 2,2—4; Oliver 2,0—2. **USC:** Cravens 6,2—8; Sarao 6,1—7; Plattenburg 6,0—6; Smith 5,1—6; Marshall 4,2—6.

Quarterback Sacks—Colorado: Gilbert 1-6, McCartney 1-1. **USC:** Plattenburg 1-10, Cravens 1-8, Woods 1-8, Simmons 1-7, Bigelow 1-5, Sarao 1-5.

Interceptions—Colorado: Bell 1-19. **USC:** none. **Passes Broken Up—Colorado:** Crawley, Watanabe, Witherspoon. **USC:** Jackson.

GAME NOTES

USC now leads the series by a **10-0** count (**5-0** in Boulder and with both as members of the Pac-12) ... The loss snapped a 9-game winning streak by CU on games played on November 13 (Colorado is 13-4 on the date and now 11-20 on Fridays; this was CU's first-ever football game on a "**Friday the 13th**" ... When Colorado took a 7-3 lead on Phillip Lindsay's 4-yard TD run, it marked just the second time in 10 games in the series the Buffs had a lead against USC (the other: when CU jumped out to a 7-0 lead against the Trojans in Boulder in 2011, CU's first year in the conference). That also was the biggest lead (11 points) CU had ever taken in the series ... In the first four Pac-12 games between these two, prior to tonight, USC had outscored CU 63-10 in the first quarter, 56-13 in the second quarter and 119-23 in the first half; tonight, CU won all, 7-3, 10-3 and 17-6. This season, USC had outscored its opponents **131-39** in the second quarter, but CU got the Trojans tonight (10-3) Before **QB Sefo Liufau** left the game after the first quarter with a season-ending injury (broken bone in his foot), he became CU's all-time leader in total offense (**7,842** yards; he did move into second place in career passing yards (**7,397**); the irony? Liufau, who wears No. **13**, was injured on Friday the **13th** ... **13** yards shy of becoming the school's all-time passing leader ... Following the game, **WR Nelson Spruce** was presented with the **Buffalo Heart Award** "by the fans behind the bench." The 17th annual award is coordinated by the same group of fans that initiated it in 1998; they select the player they feel best represents what it means to be a CU Buffalo.

GAME 12 WASHINGTON STATE 27, COLORADO 3**NOVEMBER 21, 2015 MARTIN STADIUM, PULLMAN**

PULLMAN, Wash. — PULLMAN, Wash. — Facing the No. 24 team in the country on the road with a freshman quarterback making his first college start, the Colorado Buffaloes needed a near-perfect effort to knock off Washington State.

They didn't get it. Instead, it was WSU quarterback Luke Falk who was near perfect in the first half while the CU made too many mistakes to keep itself in the game.

The result was the Buffs' seventh Pac-12 loss of the season, a 27-3 decision that officially eliminated hope of a postseason berth.

The Buffs had their chances in the first half, but couldn't take advantage. WSU took a 14-0 lead into the locker room at intermission, then added to the lead early in the third quarter with a field goal following an interception thrown by CU's Cade Apsay.

Apsay, making his first start as a Buff, played relatively well, especially given his inexperience. He completed 26 of his 40 pass attempts for 238 yards, but did not have a touchdown pass and threw two interceptions.

Falk, who left the game with a head injury after a sack in the third quarter, was 21-for-23 for 156 yards and a touchdown in the first half.

The Buffs kept the Cougars in check on WSU's first two possessions, forcing a punt on their opening drive, then stopping a Washington State fourth-down try.

But the Buffs couldn't take advantage either time. CU's first possession ended on a missed Diego Gonzalez field try from 47 yards out after CU drove to the WSU 30 and the second ended on its own 42 when the Buffs couldn't convert a fourth-and-1.

The Cougars didn't let that opportunity slip away. Falk completed a 29-yard pass on fourth-and-6 to keep the march alive and Keith Harrington capped a seven-play, 42-yard drive with a 1-yard touchdown run for a 7-0 Washington State lead.

CU's next possession ended after just four plays. An Alex Kinney punt pinned Washington State at its own 4, but 10 plays later, the Cougars were back in the end zone. Falk completed nine straight passes on the drive, with the score coming on an 11-yard toss to Dom Williams for a 14-0 lead.

Colorado then had one more chance to get on the board before the half ended. Starting from their own 15, the Buffs drove to the WSU 16 before a penalty stalled the drive. Gonzalez then missed a 33-yard field goal try.

Falk was injured late in the third quarter when his head slammed to the turf on a sack by Colorado defensive lineman Samson Kafovalu.

Backup Peyton Bender, however, finished the drive by putting the Cougars in position for a field goal and 17-0 lead.

Colorado finally scored late in the third period when Apsay engineered a 10-play, 66-yard drive that ended with a 24-yard Gonzalez field goal to cut WSU's lead to 17-3.

But WSU then put the game away by going 76 yards in 10 plays for a touchdown early in the fourth period. Bender tossed a 16-yard touchdown to Gabe Marks to give WSU a 24-3 lead with 14:25 left in the game.

Colorado had one more chance to score late in the game following a Tedric Thompson interception, but a bad snap led to an Apsay fumble on fourth-and-goal from the 2, and the Buffs turned it over on downs.

Washington State then drove 72 yards for a field goal and the game's final points.

Phillip Lindsay led the Buffs in rushing with 78 yards on 16 carries. Nelson Spruce had 10 catches for 120 yards, the eighth 100-yard game of his career.

COLORADO	0	0	3	0	-	3
Washington State	7	7	3	10	-	27

SCORING	Score	Time	Qtr
Washington State — Harrington 1 run (Powell kick)	0-7	1:17	1Q
Washington State — Williams 11 pass from Falk (Powell kick)	0-14	10:14	2Q
Washington State — Powell 31 FG	0-17	10:47	3Q
COLORADO — Gonzalez 24 FG	3-17	2:44	3Q
Washington State — Marks 16 pass from Bender (Powell kick)	3-24	14:25	4Q
Washington State — Powell 37 FG	3-27	3:51	4Q

Attendance: 25,121 **Time:** 3:15

Weather (31°): clear skies, winds from the east at 8-15 mph (wind chill: 20-24)

TEAM STATISTICS	COLORADO	WASH. ST.
First Downs.....	17	30
Third Down Efficiency (Fourth).....	5-16 (1-5)	3-12 (2-4)
Rushes—Net Yards	30-85	21-149
Passing Yards	238	332
Passes (Att-Comp-Int).....	41-26-2	57-40-1
Total Offense	323	481
Return Yards	27	42
Punts: No-Average	2-28.0	2-42.0
Fumbles: No-Lost	4-0	0-0
Penalties/Yards	7/61	6/40
Quarterback Sacks—Yards	1-7	4-21
Time of Possession	29:05	30:55
Drives/Average Field Position	11/C26	11/WS34
Red Zone: Scores-Attempts (Points)	1-3 (3)	5-5 (27)

INDIVIDUAL STATISTICS

Rushing—Colorado: Lindsay 16-78, Carr 2-9, Apsay 9-8, Powell 1-1, Team 2-minus 11. **Washington State:** Wicks 13-123, Morrow 4-27, Harrington 2-3, Falk 2-minus 4.

Passing—Colorado: Apsay 40-26-2, 238, 0 td; Spruce 1-0-0, 0. **Washington State:** Falk 35-27-0, 199, 1 td; Bender 22-13-1, 133, 1 td.

Receiving—Colorado: Spruce 10-120, Lee 5-39, Keeney 3-31, Fields 3-31, Lindsay 3-6, Irwin 2-11. **Washington State:** Marks 11-110, Williams 6-71, Sweet 5-32, Lewis 4-42, Harrington 3-13, Wicks 3-minus 4, Baker 2-29, Morrow 2-17, Martin 2-7, Thompson 1-11, Priester 1-4.

Punting—Colorado: Kinney 2-38.0 (40 long, 1 In20). **Washington State:** Charne 2-42.0 (54 long, 1 In20).

Punt Returns—Colorado: none. **Washington State:** none. **Kickoff Returns—Colorado:** Lee 3-74. **Washington State:** Martin 2-38.

Tackle Leaders—Colorado: Gamboa 10,2—12; Awuzie 10,1—11; Bell 5,2—7; Oliver 5,1—6; Thompson 2,4—6; Olugbode 4,1—5; Watanabe 3,1—4; Kafovalu 1,3—4; McCartney 1,2—3; Carrell 2,0—2; Witherspoon 2,0—2; Laguda 1,1—2; Solis 1,1—2. **Washington State:** Allison 7,0—7; Luani 5,0—5; Dotson 5,0—5; Taliulu 4,1—5; McLennan 4,0—4; Palacio 4,0—4.

Quarterback Sacks—Colorado: Kafovalu 1-7. **Washington State:** Vaeano 1-12, Mata'afa 1-8, McLennan 1-1, Paulo 1-0.

Interceptions—Colorado: Thompson 1-27. **Washington State:** Taliulu 1-42, White 1-0.

Passes Broken Up—Colorado: Crawley 3, Oliver 2, Awuzie, Gamboa, Olugbode, Thompson, Witherspoon. **Washington State:** Dotson, Luani, McLennan, Molton, White.

GAME NOTES

CU now leads the series by a 5-4 count (3-1 in the state of Washington, 1-1 in Pullman) ... the Buffs are 7-5-1 all-time in the state of Washington ... Colorado was shut out in the first half for the first time in 23 games, or since the 2013 finale at Utah (Nov. 30) ... The Buffs did not score a touchdown for the first time since a 38-3 loss to Washington in Boulder on Nov. 17, 2012 ... WSU had 149 rushing yards, its third most in the series, and five more than it had in the previous three games against the Buffs combined ... **QB Cade Apsay (40-26-2, 238, 0 TD)** became the 11th freshman (fifth redshirt frosh) to start a game at quarterback at Colorado; he threw for the seventh most passing yards in a starting debut by a CU quarterback (the third most by a freshman) ... **WR Nelson Spruce (10-120, 0 TD)** made his 45th career start, setting a CU record for the most starts by an offensive player (breaking a tie with **OG Joe Garten**, 1987-90, and **C Bryan Stoltenberg**, 1992-95); he also had his eighth 100-yard game of his career (and moved from 15th into 10th place in all-time on the Pac-12 receiving yards list ... **P Alex Kinney**. His first punt of the evening was downed inside-the-5, giving him CU freshman single-season records of 22 punts inside-the-20 and nine punts inside-the-10 ... **S Tedric Thompson** had his second interception of the season and the fifth of his career ... The wind chill hovered between 20 and 24 degrees for most of the game, but there was no precipitation.

"VOICE OF THE BUFFS" ZIMMER WRAPPING 42ND AND FINAL SEASON; BARNETT TO FOLLOW IN 2016

Larry Zimmer, the longtime voice of the Colorado Buffaloes, missed his first CU football games in 21 seasons, absent for the last six in 2014 after being hospitalized with an illness (he had missed just 13 games overall in 41 seasons of calling CU games on KOA-Radio). Zimmer, 79, suffered a fall in his Lookout Mountain (Golden) home on October 4 after the CU-Oregon State game and was hospitalized and then in long term care undergoing rehabilitation until returning home on February 20. His vocal chords were damaged by tubes inserted into his lungs and he had to endure therapy to heal those wounds.



On July 2, he announced that he would be healthy enough to return to the radio booth this fall, which he did for CU's home opener against Massachusetts on Sept. 12. He called all six home games and the CSU game in Denver to date and will travel to the regular season finale at Utah this Saturday. His final home game was Friday, Nov. 13 against Southern California, which was also 80th birthday. He was honored with a ceremony on the field between the first and second quarters. When all is said and done, he will have been involved in either play-by-play or commentary duties for 50 football seasons, 42 at Colorado (he also handled those chores for five years at Michigan and three for Colorado State when the Buffs and KOA parted ways from 1982-84).

"The stars have sort of aligned," Zimmer said. "Fifty years... I'll be 80 years old, plus coming back from an illness. It sort of makes sense that this is the last year; it had been in the back of my mind that it would have been anyway. I am thrilled to be healthy enough to go back into the booth and do the thing that I love. I really want to thank the CU fans for all of their letters, notes and prayers," he continued. "Without their prayers and their support, I really don't believe I'd be in the position I am today to make a comeback. I'd like to thank each one of them personally if I could. Brigitte (his wife) would bring me a stack of cards and letters every day from friends and fans, and that honestly kept me going. So many people wanted to see me come back, and to be honest, that provided me the extra motivation to get better."

A streak of **251** straight CU games as either the play-by-play voice or the color analyst unfortunately came to an end; he had last missed a game in 1993 (the Aloha Bowl) when there was a conflict with a Denver Bronco game (he was doing the play-by-play for both at the time, and Denver had a home game the next day and there was no way he could make it back in time from Honolulu). His first year was 1971, and all tallied up, he's called **483** football games for CU, not to mention well over 1,000 basketball games. He is a member of the Colorado Sports Hall of Fame and CU's Athletic Hall of Fame, as well as the 2009 recipient of the prestigious **Chris Schenkel** Award from the National Football Foundation, recognizing service and dedication to one school.

On August 21, CU and KOA announced Friday that **Gary Barnett** will join the broadcast team for Colorado football on a limited basis this fall, and in 2016, he will replace the legendary "Zim" as the full-time analyst. He will be in the radio booth for two games this fall, a road game at UCLA (Oct. 31) and the home finale against USC.

"I think it's great timing for me and hopefully for the university," Barnett said. "Going through the new facilities (at CU) just really made me want to be a part of this. I've enjoyed traveling around the country for the last 10 years, but I gave this a lot of thought and I am looking forward to it. I also appreciate Larry being in favor of it, having the support of the broadcasting icon that he is. I think we'll have a lot of fun."



"Finding someone to follow a legend like Larry Zimmer is no easy task," CU athletic director **Rick George** said. "You need the right fit. Gary not only has familiarity with our program that dates back over three decades, he's one of finest game analysts in the business today. I believe our fans will be pleased with the addition of Coach Barnett to our broadcasts and we welcome him home."

"Gary is a dear friend and our relationship goes back to when he was a young assistant coach," Zimmer said. "I couldn't be happier with Gary taking my seat on the CU broadcasts. When he took the job doing the national radio college games, we sat on my patio and went over my charts and the type of preparation that I did for a game. So, in a way, I had some input in his training to be a radio broadcaster. He has come a long way since then, and I'm looking forward to working with him for the USC game and possibly others, and listening in the future."

"You don't simply replace an iconic figure like Larry Zimmer on the broadcast," said **Mark Johnson**, KOA's sports director and CU's play-by-play man since the 2004 season, when Zimmer moved into the analyst role. "But as we celebrate Zim's final season in the booth, I'm pleased to know he'll be succeeded in 2016 by somebody who has a legendary place in Colorado football history. Along with being a great football coach, Gary has become a very good broadcaster during his time with Sports USA Radio. I look forward to working alongside Coach Barnett for many years!"

CU came calling on February 20, 1984, when **Bill McCartney** hired Barnett as CU's running backs coach. A year later, when McCartney made the dramatic announcement that the Buffaloes would switch to the wishbone offense, Barnett coached the quarterbacks and fullbacks, a position he would hold throughout his remaining tenure as a CU assistant. On December 3, 1990, he was promoted to offensive coordinator after Gerry DiNardo resigned to become head coach at Vanderbilt. His first game as OC was in the 1991 Orange Bowl against Notre Dame, a 10-9 Colorado victory that enabled CU to win the consensus national championship.

Northwestern hired him as its head coach in 1992, where he turned a moribund program around, taking just four years to lead the Wildcats to the outright Big Ten Conference title in 1995 and a shared championship in 1996. He took the Wildcats to their first bowl game in 47 years when the '95 team played USC in the Rose Bowl. His 1996 squad went to the Citrus Bowl, marking the first time Northwestern ever went bowling in back-to-back seasons. He was named the Big Ten Coach of the Year both seasons, and just this summer, it was announced he will be inducted into Northwestern's Athletic Hall of Fame.

Barnett returned to Colorado in 1999 as CU's 22nd head football coach, and in 2001, led the Buffs to the Big 12 title and nearly an appearance in the BCS Championship game. The regular season closed with two of the most memorable wins in CU history, a 62-36 rout of No. 2 Nebraska to win the Big 12 North Division and a berth into the league's title game. Playing basically a road game outside of Dallas, Barnett's Buffs continued their roll with an upset of No. 3 Texas, 39-37, when the Longhorns were playing for a spot in the national championship game, one when all was said and done, CU missed out by .005 points in the BCS Standings.

In seven years as head coach for the Buffaloes, he led the team to a 49-38 record and five bowl appearances. Since leaving the coaching profession in 2006, he has been a college football analyst in both television and radio, with several weekly shows around the nation as well as on XM College Sports.

NOTABLE PERFORMANCES: THE LAST TIME

INDIVIDUAL

Kickoff Return For A Touchdown	Colorado: Nelson Spruce vs. Cal in Boulder, Nov. 16, 2013 (onside, 46 yards; otherwise: M. Mosley vs. Utah, Nov. 23, 2012, 100 yds)
	Opponent: Reggie Dunn, Utah in Boulder, Nov. 23, 2012 (100 yards).
Punt Return For A Touchdown	Colorado: Stephone Robinson vs. Kansas in Boulder, Oct. 22, 2005 (81 yards).
	Opponent: Dante Pettis, Washington in Boulder, Nov. 1, 2014 (87 yards).
Interception Return For A Touchdown	Colorado: Kenneth Olughode vs. Colorado State in Denver, Sept. 19, 2015 (60 yards).
	Opponent: Ishmael Adams, UCLA at Pasadena, Oct. 31, 2015 (96 yards).
Fumble Return/Recovery For A Touchdown	Colorado: Samson Kafovalu vs. UCLA at Pasadena, Oct. 31, 2015 (33 yards).
	Opponent: Tra'Mayne Bondurant, Arizona at Tucson, Nov. 8, 2014 (22 yards).
Blocked Punt Return For A Touchdown	Colorado: Lawrence Vickers vs. Washington State at Seattle, Sept. 11, 2004 (0 yards).
	Opponent: Ben Wells, Texas at Austin, Oct. 10, 2009 (3 yards).
Blocked Field Goal Return For A Touchdown	Colorado: Has not occurred.
	Opponent: Max Bergen, Stanford at Palo Alto, Oct. 8, 2011 (75 yards; first-ever against Colorado)
Blocked Punt	Colorado: Doug Rippey vs. Toledo at Toledo, Sept. 11, 2009 (two blocks).
	Opponent: Dasmond Tautalatasi, Arizona State at Tempe, Oct. 10, 2015.
Blocked PAT Kick	Colorado: Nate Bonsu vs. Arizona State in Boulder, Oct. 11, 2012.
	Opponent: Tysyn Hartman, Kansas State in Boulder, Nov. 20, 2010.
Blocked Field Goal	Colorado: Tedric Thompson vs. Colorado State in Denver, Sept. 19, 2015 (in overtime).
	Opponent: Delvon Simmons, Southern California in Boulder, Nov. 13, 2015 (<i>kicker: Diego Gonzalez</i>).
Offensive Lineman To Score A Touchdown	Colorado: Heath Irwin vs. Nebraska in Boulder, Oct. 28, 1995 (recovered fumble in end zone).
	Opponent: Has not occurred.
Defensive Two-Point Conversion	Colorado: Greg Biekert vs. Nebraska in Boulder, Nov. 2, 1991.
	Opponent: Has not occurred.
300 Yards Total Offense	Colorado: 357, Sefo Liufau vs. UCLA at Pasadena, Oct. 31, 2015 (312 pass, 45 rush).
	Opponent: 300, Mike Bercovici, Arizona State at Tempe, Oct. 10, 2015 (260 pass, 40 rush).
400 Yards Total Offense	Colorado: 527, Sefo Liufau vs. California at Berkeley, Sept. 27, 2014 (455 pass, 72 rush; school record).
	Opponent: 446, Jared Goff, California at Berkeley, Sept. 27, 2014 (458 pass, -12 rush).
100 Yards Rushing	Colorado: 100, Patrick Carr vs. UCLA at Pasadena, Oct. 31, 2015 (19 attempts).
	Opponent: 123, Gerard Wicks, Washington Stat at Pullman, Nov. 21, 2015 (13 attempts).
200 Yards Rushing	Colorado: 211, Chris Brown vs. Missouri at Columbia, Nov. 9, 2002.
	Opponent: 207, Jared Baker, Arizona in Boulder, Oct. 17, 2015 (23 attempts).
300 Yards Rushing	Colorado: 309, Chris Brown vs. Kansas at Lawrence, Oct. 12, 2002.
	Opponent: 366, Ka'Deem Carey, Arizona at Tucson, Nov. 10, 2012 (25 carries).
Three Touchdowns Rushing	Colorado: 3, Christian Powell vs. Utah in Boulder, Nov. 29, 2014.
	Opponent: 4, Javorius "Buck" Allen, Southern California in Boulder, Nov. 23, 2013.
Four Touchdowns Rushing	Colorado: 4, Michael Adkins II vs. Charleston Southern in Boulder, Oct. 19, 2013.
	Opponent: 4, Ka'Deem Carey, Arizona in Boulder, Oct. 26, 2013.
Two 100-Yard Rushers	Colorado: Phillip Lindsay (17-113) and Donovan Lee (10-103) vs. Nicholls State in Boulder, Sept. 26, 2005.
	Opponent: Royce Freeman (27-163) and Taj Griffin (11-110), Oregon in Boulder, Oct. 3, 2015.
Three 100-Yard Rushers	Colorado: Jon Keyworth (18-124), Paul Arendt (23-116) and Ward Walsh (15-101), vs. Air Force at USAFA, Nov. 21, 1970.
	Opponent: David Overstreet (18-258), Darrell Shepard (3-151) and George Rhymes (9-110), Oklahoma in Boulder, Oct. 4, 1980.
300 Yards Passing	Colorado: 312, Sefo Liufau vs. UCLA at Pasadena, Oct. 31, 2015.
	Opponent: 311, Travis Wilson, Utah in Boulder, Nov. 29, 2014.
400 Yards Passing	Colorado: 455, Sefo Liufau vs. California at Berkeley, Sept. 27, 2014 (46-of-67).
	Opponent: 458, Jared Goff, California at Berkeley, Sept. 27, 2014 (24-of-42).
Three Touchdowns Passing	Colorado: 7, Sefo Liufau vs. California at Berkeley, Sept. 27, 2014 (school record).
	Opponent: 3, Cody Kessler, Southern California in Boulder, Nov. 13, 2015.
Four Touchdowns Passing	Colorado: 7, Sefo Liufau vs. California at Berkeley, Sept. 27, 2014 (school record).
	Opponent: 5, Mike Bercovici, Arizona State at Tempe, Oct. 10, 2015.
Five Touchdowns Passing	Colorado: 7, Sefo Liufau vs. California at Berkeley, Sept. 27, 2014 (school record).
	Opponent: 5, Mike Bercovici, Arizona State at Tempe, Oct. 10, 2015.
Three Interceptions Thrown	Colorado: 4, Nick Hirschman vs. Utah in Boulder, Nov. 23, 2012.
	Opponent: 3, Nick Foles, Arizona in Boulder, Nov. 12, 2011.
Four Interceptions Thrown	Colorado: 4, Nick Hirschman vs. Utah in Boulder, Nov. 23, 2012.
	Opponent: 4, Graham Harrell, Texas Tech at Lubbock, Oct. 27, 2007.
10 Receptions	Colorado: 10, Nelson Spruce vs. Washington State at Pullman, Nov. 21, 2015 (120 yards).
	Opponent: 11, Gabe Marks, Washington State at Pullman, Nov. 21, 2015 (110 yards).
100 Yards Receiving	Colorado: 120, Nelson Spruce vs. Washington State at Pullman, Nov. 21, 2015 (10 receptions).
	Opponent: 110, Gabe Marks, Washington State at Pullman, Nov. 21, 2015 (11 receptions).
200 Yards Receiving	Colorado: 209, Paul Richardson vs. Central Arkansas in Boulder, Sept. 7, 2013 (11 receptions).
	Opponent: 208, Ryan Broyles, Oklahoma at Norman, Oct. 30, 2010 (9 receptions).
Two Touchdowns Receiving	Colorado: 2, Shay Fields vs. Arizona in Boulder, Oct. 17, 2015.
	Opponent: 2, Tim White, Arizona State at Tempe, Oct. 10, 2015.
Three Touchdowns Receiving	Colorado: 3, Nelson Spruce vs. California at Berkeley, Sept. 27, 2014.
	Opponent: 3, Nelson Agholor, Southern California at Los Angeles, Oct. 18, 2014.
Two 100-Yard Receivers	Colorado: Paul Richardson (11-140) and Nelson Spruce (8-140) vs. California in Boulder, Nov. 16, 2013.
	Opponent: Nelson Agholor (6-128) and JuJu Smith (4-104), Southern California at Los Angeles, Oct. 18, 2014.
100-Yard Rusher & Receiver	Colorado: Patrick Carr (19-100 rushing) & Devin Ross (9-101 receiving) vs. UCLA at Pasadena, Oct. 31, 2015.
	Opponent: Gerard Wicks (13-123 rushing) & Gabe Marks (11-110 receiving), Washington State in Pullman, Nov. 21, 2015.
100-Yard Rusher & Receiver (<i>same player</i>)	Colorado: Cortlen Johnson (27-172 rushing; 6-105 receiving), vs. Iowa State at Ames, Nov. 10, 2001.
	Opponent: Has not occurred.

The Last Time, continued...

Four Touchdowns In A Game	Colorado:	4, Michael Adkins II vs. Charleston Southern in Boulder, Oct. 19, 2013 (4 rushing).
	Opponent:	4, Ka'Deem Carey, Arizona in Boulder, Oct. 26, 2013.
Four Field Goals In A Game	Colorado:	4, Will Oliver vs. Colorado State in Denver, Sept. 1, 2013.
	Opponent:	4, Alex Henery, Nebraska in Lincoln, Nov. 28, 2008.
50-Yard Field Goal	Colorado:	52, Diego Gonzalez vs. Oregon in Boulder, Oct. 3, 2015.
	Opponent:	52, Jared Roberts, Colorado State in Denver, Aug. 29, 2014.
Two Interceptions In A Game	Colorado:	2, Jered Bell vs. Nicholls State in Boulder, Sept. 26, 2015.
	Opponent:	2, Terrance Mitchell, Oregon in Boulder, Oct. 5, 2013.
Three Interceptions In A Game	Colorado:	3, Terrence Wheatley vs. Texas Tech at Lubbock, Oct. 27, 2007.
	Opponent:	3, Philip Thomas, Fresno State at Fresno, Sept. 15, 2012.
Four Interceptions In A Game	Colorado:	Has not occurred.
	Opponent:	4, Frank Nelson, Utah at Salt Lake City, Nov. 2, 1946.
Three Quarterback Sacks In A Game	Colorado:	3 (for 20 yards), Josh Hartigan vs. Kansas State in Boulder, Nov. 20, 2010.
	Opponent:	3 (for 11 yards), Damien Holmes, UCLA in Boulder, Sept. 29, 2012.
Four Quarterback Sacks In A Game	Colorado:	4½ (for 46), Ron Woolfork vs. Iowa in Boulder, Sept. 26, 1992.
	Opponent:	4 (for 24), Kelly Quinn, Michigan State in Boulder, Sept. 8, 1984.

TEAM

Shut Out (Defensive)	Colorado:	Game: 48-0, vs. Nicholls State in Boulder, Sept. 26, 2015. Through 3rd Qtr: 41-0, vs. Nicholls State in Boulder, Sept. 26, 2015. At Half: 24-0, vs. Nicholls State in Boulder, Sept. 26, 2015.
	Opponent:	Game: 0-48, by Stanford in Boulder, Nov. 3, 2012. Through 3rd Qtr: 0-45, by Stanford in Boulder, Nov. 3, 2012. At Half: 0-14, by Washington State at Pullman, Nov. 21, 2015.
Safety	Colorado:	vs. Oregon in Boulder, Oct. 22, 2011 (Terrel Smith tackled Cliff Harris in end zone).
	Opponent:	by Southern California in Boulder, Nov. 23, 2013 (Soma Vainuku blocked punt into end zone).
Held To No Offensive Touchdowns	Colorado:	by Washington State at Pullman, Nov. 21, 2015.
	Opponent:	vs. Nicholls State in Boulder, Sept. 26, 2015.
30 First Downs In A Game	Colorado:	34, vs. UCLA at Pasadena, Oct. 31, 2015.
	Opponent:	30, by Washington State at Pullman, Nov. 21, 2015.
Held Under 10 First Downs	Colorado:	6, by Stanford in Boulder, Nov. 3, 2012
	Opponent:	8, vs. Nicholls State in Boulder, Sept. 26, 2015.
500 Yards Total Offense In A Game	Colorado:	554, vs. UCLA at Pasadena, Oct. 31, 2015 (242 rush, 312 pass).
	Opponent:	616, by Arizona in Boulder, Oct. 17, 2015 (291 rush, 325 pass).
600 Yards Total Offense In A Game	Colorado:	636, vs. Nicholls State in Boulder, Sept. 26, 2015 (358 rush, 278 pass).
	Opponent:	616, by Arizona in Boulder, Oct. 17, 2015 (291 rush, 325 pass).
Held Under 200 Yards Total Offense In A Game	Colorado:	141, by Washington in Boulder, Nov. 17, 2012 (90 rush, 51 pass).
	Opponent:	166, vs. Nicholls State in Boulder, Sept. 26, 2015 (126 rush, 40 pass).
Held Under 100 Yards Total Offense In A Game	Colorado:	76, by Stanford in Boulder, Nov. 3, 2012 (-21 rush, 97 pass).
	Opponent:	74, vs. Baylor at Waco, Nov. 13, 1999.
300 Yards Rushing In A Game	Colorado:	358, vs. Nicholls State in Boulder, Sept. 26, 2015.
	Opponent:	361, by Oregon in Boulder, Oct. 3, 2015.
400 Yards Rushing In A Game	Colorado:	427, vs. Kansas at Lawrence, Oct. 12, 2002.
	Opponent:	405, by Arizona in Boulder, Oct. 26, 2013.
500 Yards Rushing In A Game	Colorado:	502, vs. Missouri in Boulder, Nov. 11, 2000.
	Opponent:	516, by Missouri at Columbia, Oct. 6, 1984.
Held Under 100 Yards Rushing In A Game	Colorado:	85, by Washington State at Pullman, Nov. 21, 2015 (30 attempts; 21 yards lost on four sacks).
	Opponent:	99, vs. Hawai'i at Honolulu, Sept. 3, 2013 (34 attempts).
400 Yards Passing In A Game	Colorado:	401, vs. Arizona State at Tempe, Oct. 10, 2015.
	Opponent:	458, by California at Berkeley, Sept. 27, 2014.
500 Yards Passing In A Game	Colorado:	533, vs. NE Louisiana in Boulder, Sept. 16, 1995.
	Opponent:	523, by Fresno State at Honolulu, Dec. 25, 1993 (Aloha Bowl; only time ever vs. Colorado)
Held Under 100 Yards Passing In A Game	Colorado:	51, by Washington in Boulder, Nov. 17, 2012.
	Opponent:	40, vs. Nicholls State in Boulder, Sept. 26, 2015.
Averaged Over Eight Yards Per Play	Colorado:	8.00, vs. Charleston Southern in Boulder, Oct. 19, 2013 (52-416).
	Opponent:	8.72, by Southern California at Los Angeles, Oct. 18, 2014 (61-532).
Held Under Three Yards Per Play	Colorado:	2.61, by Washington in Boulder, Nov. 17, 2012 (54-141).
	Opponent:	2.96, by Nicholls State in Boulder, Sept. 26, 2015 (56-166).
Four Interception Game	Colorado:	4, vs. Texas Tech at Lubbock, Oct. 27, 2007.
	Opponent:	4, by Utah in Boulder, Nov. 23, 2012.
Five Interception Game	Colorado:	5, vs. Texas Tech at Lubbock, Nov. 1, 2003.
	Opponent:	5, by Oklahoma in Boulder, Oct. 17, 1992.
Forced Five Lost Opponent Fumbles	Colorado:	5, vs. Nebraska in Boulder, Nov. 26, 1999.
	Opponent:	5, by Oklahoma State at Stillwater, Nov. 8, 1980.
Forced Six Lost Opponent Fumbles	Colorado:	6, vs. Kansas State in Boulder, Oct. 22, 1983.
	Opponent:	6, by Nebraska at Lincoln, Oct. 25, 1975.
Forty-Minute Time of Possession Game	Colorado:	41:05, vs. UCLA at Pasadena, Oct. 31, 2015.
	Opponent:	42:20, by Missouri in Boulder, Nov. 1, 1997.
Turnover-Free Game	Colorado:	vs. Oregon State in Denver, Oct. 24, 2015.
	Opponent:	by Utah in Boulder, Nov. 29, 2014
Did Not Punt	Colorado:	vs. Iowa State in Boulder, Nov. 19, 1994.
	Opponent:	by Washington at Seattle, Nov. 9, 2013 (just second time since 1983; Baylor in 2010).
Recovered Own Onside Kick	Colorado:	vs. Oregon at Eugene, Nov. 22, 2014 (Nelson Spruce); 0-of-last-3.
	Opponent:	by California in Boulder, Nov. 16, 2013 (1-of-last-1).

CAREER SINGLE GAME BESTS

(for those who have regularly appeared in games)

MICHAEL ADKINS, TB

Rushing Attempts—22, at Hawai'i, 9/03/15
 Rushing Yards—137, vs. Charleston Southern, 10/19/13
 Long Run—43, vs. Washington, 11/01/14
 Rushing TDs—4, vs. Charleston Southern, 10/19/13
 Receptions—2, six times (last: at Hawai'i, 9/03/15)
 Receiving Yards—63, vs. California, 11/16/13
 Long Reception—63, vs. California, 11/16/13 (TD)
 Receiving TDs—1, vs. California, 11/16/13

CADE APSAY, QB

Pass Attempts—40, at Washington State, 11/21/15
 Pass Completions—26, at Washington State, 11/21/15
 Passing Yards—238, at Washington State, 11/21/15
 TD Passes—2, vs. USC, 11/13/15
 Long Pass—38, vs. Nicholls State, 9/26/15
 Interceptions—2, at Washington State, 11/21/15
 Rating (min 10 att.)—153.7, vs. USC, 11/13/15

CHIDOBE AWUZIE, CB

Total Tackles—12, vs. Arizona, 10/26/13
 Solo Tackles—10, twice (last: at Washington State, 11/21/15)
 Pass Deflections—4, at Massachusetts, 9/06/14
 Interceptions—1, twice (last: at Oregon State, 10/24/15)
 Third Down Stops—2, 9 times (last: at Wash. St., 11/21/15)

JERED BELL, S

Total Tackles—10, vs. California, 11/16/13)
 Solo Tackles—7, thrice (last: vs. Arizona, 10/26/13)
 Interceptions—2, vs. Nicholls State, 9/26/15
 Pass Deflections—2, vs. Stanford, 11/07/15
 Third Down Stops—3, vs. Arizona, 10/26/13

BYRCE BOBO, WR

Receptions—6, vs. Arizona, 10/17/15
 Receiving Yards—54, twice (last: vs. UCLA, 10/25/14)
 Long Reception—38, vs. UCLA, 10/25/14 (TD)
 Receiving TDs—2, vs. UCLA, 10/25/14

PATRICK CARR, TB

Rushing Attempts—19, at UCLA, 10/31/15
 Rushing Yards—100, at UCLA, 10/31/15
 Long Run—36, vs. Massachusetts, 9/12/15
 Rushing TDs—1, at UCLA, 10/31/15

JORDAN CARRELL, DL

Total Tackles—6, twice (last: at Arizona State, 10/10/15)
 Solo Tackles—4, thrice (last: at UCLA, 10/31/15)
 QB Sacks—1, at UCLA, 10/31/15
 Third Down Stops—1, thrice (last: at Wash. St., 11/21/15)

TIM COLEMAN, DE

Total Tackles—2, 4 times (last: vs. Nicholls State, 9/26/15)
 Solo Tackles—2, thrice (last: vs. Nicholls State, 9/26/15)
 Third Down Stops—1, vs. Colorado State, 8/29/14
 QB Sacks—1, twice (last: vs. Oregon State, 10/04/14)
 Tackles For Loss—1, twice (last: vs. Oregon State, 10/04/14)

KEN CRAWLEY, CB

Total Tackles—10, thrice (last: last: vs. UMass, 9/12/15)
 Solo Tackles—9, twice (last: vs. Hawai'i, 9/20/14)
 Interceptions—1, thrice (last: vs. Colorado State, 9/19/15)
 Third Down Stops—4, at Hawai'i, 9/03/15
 Pass Deflections—4, at California, 9/27/14

SHAY FIELDS, WR

Receptions—8, twice (last: vs. Arizona, 10/17/15)
 Receiving Yards—168, vs. Arizona, 10/17/15
 Long Reception—75, at Arizona, 11/08/14 (TD)
 Receiving TDs—2, vs. Arizona, 10/17/15
 Long Run—17, vs. Colorado State, 9/19/15

JASE FRANKE, DT

Total Tackles—5, at Hawai'i, 9/03/15
 Solo Tackles—4, at Hawai'i, 9/03/15
 QB Sacks—1, at Hawai'i, 9/03/15
 Third Down Stops—N/A

JORDAN GEHRKE, QB

Pass Attempts—18, at Oregon, 11/22/14
 Pass Completions—9, at Oregon, 11/22/14
 Passing Yards—71, at Southern California, 10/18/14
 TD Passes—N/A
 Long Pass—21, vs. Arizona State, 9/13/14
 Interceptions—N/A
 Rating (min 10 att.)—99.7, at Southern California, 10/18/14
 Rushing Yards—19, at Southern California, 10/18/14

JIMMIE GILBERT, OLB

Total Tackles—8, at UCLA, 10/31/15
 Solo Tackles—5, vs. Colorado State, 9/19/15)
 Third Down Stops—3, at Oregon, 11/22/14
 QB Sacks—1, 8 times (last: vs. USC, 11/13/15)

ADDISON GILLAM, ILB

Total Tackles—18, vs. Oregon, 10/05/13
 Solo Tackles—14, vs. Oregon, 10/05/13
 Third Down Stops—4, twice (last: vs. Oregon, 10/05/13)
 QB Sacks—1, 5 times (last: vs. Utah, 11/29/14)

DIEGO GONZALEZ, PK

Field Goals Made—3, at UCLA, 10/31/15
 Field Goals Attempted—4, twice (last: at UCLA, 10/31/15)
 Long Field Goal—52, twice (last: vs. Oregon, 10/03/15)
 PAT Made—6, vs. Massachusetts, 9/12/15
 PAT Attempts—6, vs. Massachusetts, 9/12/15

SEAN IRWIN, TE

Receptions—2, six times (last: at Washington St., 11/21/15)
 Receiving Yards—52, vs. Arizona, 10/17/15
 Long Reception—47, vs. Arizona, 10/17/15
 Receiving TDs—1, at California, 9/27/14

LEO JACKSON, DT

Total Tackles—6, vs. Colorado State, 9/19/15
 Solo Tackles—3, twice (last: at Arizona State, 10/10/15)
 QB Sacks—1, twice (last: at Oregon State, 10/24/15)
 Third Down Stops—1, 4 times (last: at Oregon St., 10/24/15)

SAMSON KAFVALU, DT

Total Tackles—6, thrice (last: at vs. USC, 11/13/15)
 Solo Tackles—5, at Oregon State, 10/24/15
 QB Sacks—1, 6 times (last: at Washington State, 11/21/15)
 Third Down Stops—1, 4 times (last: at Oregon St., 10/24/15)

DYLAN KEENEY, TE

Receptions—3, at Washington State, 11/21/15
 Receiving Yards—31, at Washington State, 11/21/15
 Long Reception—23, vs. Colorado State, 9/19/15
 Receiving TDs—N/A

ALEX KINNEY, P

Punts—8, vs. Arizona, 10/17/15
 Average (min. 5 punts)—46.0, vs. Oregon, 10/03/15
 Long Punt—58, at Oregon State, 10/24/15
 50-Plus—2, twice (last: vs. Arizona, 10/17/15)
 Inside-the-20—3, thrice (last: at UCLA, 10/31/15)

DONOVAN LEE, WR

Receptions—7, at UCLA, 10/31/15
 Receiving Yards—39, at Washington State, 11/21/15
 Long Reception—17, at Oregon State, 10/24/15
 Receiving TDs—1, at Oregon, 11/22/14
 Rushing Yards—103, vs. Nicholls State, 9/26/15
 Long Run—59, vs. Nicholls State, 9/26/15 (TD)

PHILLIP LINDSAY, TB

Rushing Attempts—23, vs. Arizona, 10/17/15
 Rushing Yards—114, at Arizona, 11/08/14
 Long Run—37, vs. Massachusetts, 9/12/15
 Rushing TDs—2, vs. Nicholls State, 9/26/15
 Receptions—4, twice (last: vs. Oregon, 10/03/15)
 Receiving Yards—60, vs. Oregon, 10/03/15
 Long Reception—34, vs. Massachusetts, 9/12/15
 Long Kickoff Return—51, vs. Hawai'i, 9/20/14

SEFO LIUFAU, QB

Pass Attempts—67, 1, at California, 9/27/14 (school record)
 Pass Completions—46, at California, 9/27/14 (school record)
 Passing Yards—455, at California, 9/27/14
 Long Pass—75, twice (vs. Arizona, 2013 & 2014, (TD, TD)
 TD Passes—7, at California, 9/27/14 (school record)
 Interceptions—2, eight times (last: at UCLA, 10/31/15)
 Rating (min. 10 att.)—169.7, vs. Charleston So., 10/19/13
 Total Offense—527, at California, 9/27/14 (school record)
 Rushing Yards—81, at Hawai'i, 9/03/15

EDDY LOPEZ, DT

Total Tackles—2, four times (last: at Oregon, 11/22/14)
 Solo Tackles—1, five times (last: at Oregon, 11/22/14)
 QB Sacks—N/A
 Third Down Stops—N/A

JAY MacINTYRE, WR

Receptions—3, vs. Nicholls State, 9/26/15
 Receiving Yards—53, vs. Nicholls State, 9/26/15
 Long Reception—38, vs. Nicholls State, 9/26/15 (TD)
 Receiving TDs—1, vs. Nicholls State, 9/26/15

DEREK MCCARTNEY, OLB

Total Tackles—10, vs. Colorado State, 9/19/15
 Solo Tackles—7, vs. USC, 11/13/15
 Third Down Stops—2, vs. Colorado State, 9/19/15
 QB Sacks—1, 8 times (last: vs. USC, 11/13/15)
 QB Hurries—3, vs. Arizona, 10/17/15
 Tackles For Loss—2, vs. USC, 11/13/15 (one sack, one TFL)
 Interceptions—1, at Hawai'i, 9/03/15

RYAN MOELLER, S

Total Tackles—14, at Oregon, 11/22/14
 Solo Tackles—14, at Oregon, 11/22/14
 Third Down Stops—1, four times (last: vs. CSU, 9/19/15)
 Interceptions—1, vs. Massachusetts, 9/12/15
 Passes Broken Up—1, thrice (last: vs. Arizona, 10/17/15)

CLAY NORGARD, DT

Total Tackles—2, twice (last: vs. Colorado State, 9/19/15)
 Solo Tackles—2, vs. Hawai'i, 9/20/14
 QB Sacks—1, vs. Hawai'i, 9/20/14
 Third Down Stops—2, at Massachusetts, 9/06/14

KENNETH OLUGBODE, OLB

Total Tackles—17, vs. Colorado State, 9/19/15
 Solo Tackles—10, vs. Utah, 9/29/14
 QB Sacks—N/A
 Third Down Stops—3, vs. UCLA, 10/25/14

Interceptions—1, vs. Colorado State, 9/19/15 (TD)

CHRISTIAN POWELL, FB

Rushing Attempts—32, at Arizona, 11/10/12
 Rushing Yards—147, vs. Sacramento State, 9/08/12
 Long Run—64, vs. Sacramento State, 9/08/12 (TD)
 Rushing TDs—3, twice (last: vs. Utah, 11/29/14)
 Receptions—4, twice (last: vs. Arizona State, 9/13/14)
 Receiving Yards—33, at Utah, 11/30/13
 Long Reception—37, vs. Nicholls State, 9/26/15
 Receiving TDs—N/A

DEVIN ROSS, WR

Receptions—9, at UCLA, 10/31/15
 Receiving Yards—101, at UCLA, 10/31/15
 Long Reception—68, at Arizona State, 10/10/15 (TD)
 Receiving TDs—1, twice (last: at Arizona State, 10/10/15)

CHRISTIAN SHAVER, ILB

Total Tackles—4, vs. Nicholls State, 9/26/15
 Solo Tackles—2, thrice (last: vs. Nicholls State, 9/26/15)
 Third Down Stops—1, twice (last: vs. Nicholls State, 9/26/15)
 Tackles For Loss—1, vs. Arizona State, 9/13/14

JUSTIN SOLIS, DT

Total Tackles—10, vs. Colorado State, 9/19/15
 Solo Tackles—4, at UCLA, 11/02/13
 QB Sacks—1, four times (last: vs. Arizona, 10/17/15)
 Third Down Stops—1, 12 times (last: vs. USC, 11/13/15)

NELSON SPRUCE, WR

Receptions—19, at California, 9/27/14 (school record)
 Receiving Yards—179, at California, 9/27/14 (school record)
 Long Reception—71, vs. Hawai'i, 9/20/14 (TD)
 Receiving TDs—3, at California, 9/27/14 (school record)

TEDRIC THOMPSON, S

Total Tackles—12, vs. Oregon, 10/03/15
 Solo Tackles—9, twice (last: at UCLA, 10/31/15)
 Third Down Stops—2, vs. Arizona State, 9/13/14
 Interceptions—1, five times (last: at Wash. State, 11/21/15)
 Pass Deflections—3, vs. UCLA, 10/25/14

LEE WALKER, WR

Receptions—1, twice (last: vs. Nicholls State, 9/26/15)
 Receiving Yards—19, vs. Nicholls State, 9/26/15
 Long Reception—19, vs. Nicholls State, 9/26/15
 Receiving TDs—N/A

JOHN WALKER, CB

Total Tackles—5, vs. Hawai'i, 9/20/14
 Solo Tackles—4, vs. Hawai'i, 9/20/14
 Interceptions—N/A
 Pass Deflections—2, twice (last: at Arizona, 11/08/14)

EVAN WHITE, S

Total Tackles—9, at Arizona, 11/08/14
 Solo Tackles—7, at Arizona, 11/08/14
 Interceptions—N/A

DE'JON WILSON, DE

Total Tackles—5, at Washington, 11/09/13
 Solo Tackles—2, on 3 occasions (last: at Wash., 11/09/13)
 QB Sacks—½, at Washington, 11/09/13
 Third Down Stops—1, at Massachusetts, 9/06/14

AHKELLO WITHERSPOON, CB

Total Tackles—6, twice (last: vs. Oregon, 10/03/15)
 Solo Tackles—6, twice (last: vs. Oregon, 10/03/15)
 Interceptions—1, twice (last: at Arizona State, 10/10/15)
 Pass Deflections—1, six times (last: at Wash. St., 11/21/15)

YURI WRIGHT, CB

Total Tackles—7, vs. Stanford, 11/3/12
 Solo Tackles—5, vs. Stanford, 11/3/12
 Pass Deflections—N/A

PERSONNEL / DEPTH CHART

A note about CU's depth: in-season, charts reflect change and generally do not announce it unless there are long-term injuries; also, depending on the formation to start the game, there could be a second tight end or third receiver in the game in lieu of a fullback (thus 12 positions listed):

OFFENSE

(Multiple; 12 positions listed)

WIDE RECEIVER (X)

- 22 Nelson Spruce, 6-1, 205, Sr.-5***
4 Bryce Bobo, 6-2, 195, Soph.*

WIDE RECEIVER (Z)

- 5 Shay Fields, 5-11, 175, Soph.
4 Bryce Bobo, 6-2, 195, Soph.*
25 Lee Walker, 6-0, 180 Fr.-RS

WIDE RECEIVER (H)

- 2 Devin Ross, 5-9, 180, Soph.*
29 Donovan Lee, 5-9, 175, Soph.*
14 Jay MacIntyre, 5-10, 190, Fr.-RS—injured

LEFT TACKLE

- 77 Stephane Nembot, 6-7, 320, Sr.-5***
78 John Lisella II, 6-4, 290, Fr.-RS

LEFT GUARD

- 68 Gerrad Kough, 6-4, 295, Soph.*
53 Sully Wiefels, 6-3, 295, Jr.
75 Josh Kaiser, 6-5, 285, Fr.-RS

CENTER

- 74 Alex Kelley, 6-2, 315, Jr.**
53 Sully Wiefels, 6-3, 295, Jr.
65 Vincent Arvia, 5-11, 300, Sr.

RIGHT GUARD

- 70 Shane Callahan, 6-6, 305, Jr.*
66 Colin Sutton, 6-5, 285, Soph.
79 Jonathan Huckins, 6-4, 315, Soph.*—injured

RIGHT TACKLE

- 78 John Lisella II, 6-4, 290, Fr.-RS
71 Sam Kronshage, 6-6, 285, Soph.*
61 Ed Caldwell, 6-5, 300, Sr.

TIGHT END

- 81 Sean Irwin, 6-3, 245, Jr.**
86 Dylan Keeney, 6-6, 220, Fr.-RS
38 Chris Hill, 6-2, 235, Soph.
89 Hayden Jones, 6-6, 255, Fr.-RS—injured

QUARTERBACK

- 15 Cade Apsay, 6-1, 195, Fr.-RS
7 Jordan Gehrke, 6-1, 200, Jr.*

TAILBACK

- 23 Phillip Lindsay, 5-8, 180, Soph.*
46 Christian Powell, 6-0, 235, Sr.***
1 Patrick Carr, 5-8, 195, Fr.
29 Donovan Lee, 5-9, 175, Soph.*
28 Kyle Evans, 5-6, 175, Fr.-RS
19 Michael Adkins II, 5-10, 205, Jr.**—injured

FULLBACK

- 18 George Frazier, 6-2, 260, Soph.*
33 Jordan Murphy, 6-0, 230, Sr.-5**

DEFENSE

(Multiple)

SAM (OUTSIDE) LINEBACKER

- 95 Derek McCartney, 6-3, 240, Soph.*
59 Timothy Coleman, 6-3, 245, Soph.*
96 Terran Hasselbach, 6-1, 240, Fr.-RS

DEFENSIVE TACKLE

- 57 Justin Solis, 6-2, 325, Sr.***
56 Jase Franke, 6-3, 270, Fr.-RS
91 Eddy Lopez, 6-3, 295, Soph.*

DEFENSIVE TACKLE

- 92 Jordan Carrell, 6-3, 280, Jr.
54 Samson Kafovalu, 6-4, 260, Jr.**
36 Clay Norgard, 6-0, 265, Jr.**

DEFENSIVE END

- 52 Leo Jackson III, 6-3, 280, Soph.
93 Michael Mathewes, 6-4, 240, Fr.-RS
99 Aaron Howard, 6-1, 235, Jr.*

MIKE (INSIDE) LINEBACKER

- 32 Rick Gamboa, 6-0, 230, Fr.-RS
42 N.J. Faló, 6-2, 230, Fr.
47 Christian Shaver, 6-3, 230, Soph.*

JACK (INSIDE) LINEBACKER

- 31 Kenneth Olugbode, ILB, 6-1 220, Jr.**
45 Grant Watanabe, 5-11, 240, Fr.
30 Ryan Severson, 5-10, 205, Jr.**

WILL (OUTSIDE) LINEBACKER

- 98 Jimmie Gilbert, 6-5, 230, Jr.**
16 Jaleel Awini, 6-2, 220, Jr.
34 Hunter Shaw, 6-3, 225, Sr.-5

CORNERBACK

- 4 Chidobe Awuzie, 6-0, 195, Jr.** (N#1)
23 Ahkello Witherspoon, 6-3, 190, Jr.*
7 Nick Fisher, 6-0, 190, Fr.

FREE SAFETY

- 21 Jered Bell, 6-1, 205, Sr.-6***
8 Afolabi Laguda, 6-1, 205, Soph.
6 Evan White, 6-2, 200, Soph.*
25 Ryan Moeller, 6-1, 210, Soph.*—injured

STRONG SAFETY

- 9 Tedric Thompson, 6-0, 205, Jr.**
21 Jered Bell, 6-1, 205, Sr.-6***
39 Jaisen Sanchez, 6-1, 195, Fr.-RS

CORNERBACK

- 2 Ken Crawley, 6-1, 180, Sr.***
26 Isaiah Oliver, 6-1, 185, Fr.
12 John Walker, 5-9, 180, Jr.** (N#2)

SPECIALISTS

PUNTER

- 89 Alex Kinney, 6-1, 210, Fr.
15 Chris Graham, 6-3, 225, Soph.*

PLACEKICKER / KICKOFF

- 10 Diego Gonzalez, 6-0, 215, Jr.* (L)
15 Chris Graham, 6-3, 225, Soph.* (KO #1)

PUNT RETURN

- 22 Nelson Spruce, 6-1, 205, Sr.***
5 Shay Fields, 5-11, 175, Soph.*
14 Jay MacIntyre, 5-10, 190, Fr.-RS—injured

KICKOFF RETURN

- 29 Donovan Lee, 5-9, 165, Soph.* OR
23 Phillip Lindsay, 5-8, 180, Soph.*
46 Christian Powell, 6-0, 235, Sr.***
30 Ryan Severson, 5-10, 210, Jr.**

HOLDER

- 84 Colin Johnson, 6-0, 185, Sr.
82 Robert Orban, 6-6, 195, Soph.

SNAPPER (Short & Long)

- 69 Wyatt Tucker Smith, 6-3, 230, Sr.*
38 Chris Hill, 6-2, 235, Soph.

INJURED / — OUT FOR SEASON

- 94 • Tyler Henington, DT, 6-2, 250, Jr.** (*leg/ankle*)
76 • Jeromy Irwin, OT, 6-5, 295, Jr.** (*knee*)
44 • Addison Gillam, ILB, 6-3, 225, Jr.** (*knee*)
13 • Sefo Liufau, QB, 6-4, 240, Jr.** (*foot*)
27 • Travis Talianko, ILB, 6-1, 215, Jr.* (*knee*)
48 • Joey Tuggle, TB, 5-7, 185, Soph. (*knee*)

(L)—throws or kicks left-handed/footed.

Seniors (15): Listing with a (-6) indicates sixth-year senior (1), with a (-5) indicates fifth-year senior (5); the others (9) are fourth-year seniors.

OR—indicates those listed are considered even (co-first/second/third team status);

ITALICS—Players listed in *italics* either participated on a limited basis or ended spring injured.

(Heights and weights as of August 28, 2015)

*—denotes number of letters earned through 2014; *Injured players listed in italics (status questionable or doubtful—not out for an extended time; probables listed as normal).*

CAPTAINS: Four selected each game from 12-member leadership council:

- | | |
|------------------------|-------------------------|
| 4 Chidobe Awuzie, CB | 95 Derek McCartney, DE |
| 21 Jered Bell, S | 33 Jordan Murphy, FB |
| 44 Addison Gillam, ILB | 77 Stephane Nembot, OT |
| 74 Alex Kelley, C | 31 Kenneth Olugbode, LB |
| 23 Phillip Lindsay, TB | 46 Christian Powell, TB |
| 13 Sefo Liufau, QB | 22 Nelson Spruce, WR |

COLORADO FOOTBALL / ALPHABETICAL ROSTER

The Colorado alphabetical roster as of November 23 :

No.	Player	Pos.	Ht.	Wt.	Class	Exp.	Hometown (High School/Previous College)	Status
19	ADKINS II, Michael	TB	5-10	205	Jr.	2L	San Diego, Calif. (Helix)	S 3/2
15	APSAY, Cade	QB	6- 1	195	Fr.	RS	Canyon Country, Calif. (Canyon)	S 4/4
65	ARVIA, Vincent	OL	5-11	300	Sr.	VR	San Diego, Calif. (Torrey Pines)	WO 2/2
16	AWINI, Jaleel	OLB	6- 2	220	Jr.	TR	Aurora, Colo. (Rangeview/Air Force)	S 2/2
4	AWUZIE, Chidobe	DB	6- 0	195	Jr.	2L	San Jose, Calif. (Oak Grove)	S 3/2
63	BALE, J.T.	SN	6- 2	205	Fr.	HS	La Mirada, Calif. (La Mirada)	WO 5/4
40	BEEEMSTER, Cameron	DB	5-11	200	So.	JC	Colorado Springs, Colo. (Pine Creek/Santa Barbara C.C.)	WO 3/3
21	BELL, Jered	DB	6- 1	205	Sr.	3L	Ontario, Calif. (Colony)	S 1/1
41	BERGNER, Andrew	CB	5-11	165	So.	TR	Parker, Colo. (Legend/Arizona State)	WO 3/3
99	BOATMAN, Brian	TE	6- 3	230	So.	VR	Centennial, Colo. (Kent Denver)	WO 3/3
4	BOBO, Bryce	WR	6- 2	195	So.	1L	Covina, Calif. (Charter Oak)	S 3/3
43	BOUNDS, Chris	TE	6- 4	245	Fr.	HS	Thousand Oaks, Calif. (Chaminade College Prep)	S 5/4
61	CALDWELL, Ed	OL	6- 5	300	Sr.	VR	Highlands Ranch, Colo. (Highlands Ranch)	WO 2/2
70	CALLAHAN, Shane	OL	6- 6	305	Jr.	1L	Parker, Colo. (Chaparral/Auburn)	S 2/2
1	CARR, Patrick	TB	5- 8	195	Fr.	HS	The Woodlands, Texas (The Woodlands)	S 5/4
92	CARRELL, Jordan	DL	6- 3	280	Jr.	JC	Roseville, Calif. (Roseville/ American River College)	S 3/2
51	CENTER, Connor	C	6- 7	270	So.	VR	Clifton Park, N.Y. (Christian Brothers)	S 3/3
87	COCHRANE, Xavier	WR	5- 9	170	Fr.	HS	Phoenix, Ariz. (Mountain Pointe)	WO 4/4
59	COLEMAN, Timothy Jr.	DE/OLB	6- 3	245	So.	1L	Denver, Colo. (Mullen)	S 3/3
37	COOPER, Lucas	DB	5-10	175	Fr.	HS	Palos Verdes, Calif. (Palos Verdes)	WO 5/4
2	CRAWLEY, Ken	DB	6- 1	180	Sr.	3L	Washington, D.C. (H.D. Woodson)	S 2/1
48	EATON, Erik	OLB	6- 2	220	Fr.	HS	Colorado Springs, Colo. (Pine Creek)	WO 4/4
21	EVANS, Kyle	TB	5- 6	175	Fr.	RS	San Jose, Calif. (Archbishop Mitty)	WO 4/4
42	FALO, N.J.	OLB	6- 2	230	Fr.	HS	Sacramento, Calif. (Inderkum)	S 5/4
5	FIELDS, Shay	WR	5-11	175	So.	1L	Bellflower, Calif. (St. John Bosco)	S 4/3
35	FINCH, John	FB/SN	5-11	210	Sr.	VR	Park City, Utah (Park City)	WO 2/2
7	FISHER, Nick	DB	6- 0	190	Fr.	HS	Temecula, Calif. (Great Oak)	S 5/4
56	FRANKE, Jase	DT	6- 3	270	Fr.	RS	Camarillo, Calif. (St. Bonaventure)	S 4/4
18	FRAZIER, George	FB	6- 2	260	So.	1L	Monrovia, Calif. (Monrovia)	S 3/3
32	GAMBOA, Rick	ILB	6- 0	230	Fr.	RS	Sylmar, Calif. (Chaminade College Prep)	S 4/4
7	GEHRKE, Jordan	QB	6- 1	200	Jr.	1L	Scottsdale, Ariz. (Notre Dame Prep/Scottsdale CC)	S 2/2
98	GILBERT, Jimmie	DE/OLB	6- 5	230	Jr.	2L	College Station, Texas (A&M Consolidated)	S 3/2
10	GONZALEZ, Diego	P/PK	6- 0	215	Jr.	1L	Guadalupe, Nuevo Leon MEXICO (Prepa Tec/Monterrey Tech)	S 2/2
10	GORDON, Dino	TB	5-11	200	Fr.	HS	Compton, Calif. (Millikan)	S 5/4
15	GRAHAM, Chris	PK	6- 3	225	So.	1L	Burlingame, Calif. (Burlingame)	S 3/3
49	GREGORY, Garrett	DL	6- 1	235	So.	VR	Gilroy, Calif. (Valley Christian)	WO 3/3
37	GRUNDMAN, Sean	WR	6- 2	195	So.	TR	Monument, Colo. (Lewis-Palmer/Western State)	WO 3/3
64	HAIGLER, Aaron	OL	6- 7	255	Fr.	HS	Northridge, Calif. (Notre Dame)	S 5/4
27	HALL, Joseph	WR	5- 9	175	So.	VR	San Luis Obispo, Calif. (Mission Prep)	WO 3/3
96	HASSELBACH, Terran	DE/OLB	6- 1	240	Fr.	RS	Parker, Colo. (Regis)	S 4/4
43	HEADLEY, Trent	OLB	6- 2	230	So.	TR	Littleton, Colo. (Columbine/Metro State)	WO 3/3
38	HILL, Chris	TE	6- 2	235	So.	VR	Highlands Ranch, Colo. (Mountain Vista)	WO 3/3
99	HOWARD, Aaron	DE/OLB	6- 1	235	Jr.	1L	Denver, Colo. (East/Willamette)	WO 2/2
79	HUCKINS, Jonathan	OL	6- 4	315	So.	1L	The Woodlands, Texas (The Woodlands)	S 3/3
81	IRWIN, Sean	TE	6- 3	245	Jr.	2L	Cypress, Texas (Cypress Fairbanks)	S 2/2
52	JACKSON III, Leo	DL	6- 3	280	So.	JC	Decatur, Ga. (North Atlanta/Foothill College)	S 3/3
80	JAN, Justin	WR	6- 3	205	Fr.	HS	Chandler, Ariz. (Chandler)	S 5/4
84	JOHNSON, Colin	WR	6- 0	185	Sr.	VR	Saratoga, Calif. (St. Francis)	WO 2/2
89	JONES, Hayden	TE	6- 6	255	Fr.	RS	Sacramento, Calif. (Christian Brothers)	S 4/4
54	KAFOVALU, Samson	DT	6- 4	260	Jr.	2L	Riverside, Calif. (Arlington)	S 2/2
75	KAISER, Josh	OL	6- 5	285	Fr.	RS	Mission Viejo, Calif. (Mission Viejo)	S 4/4
86	KEENEY, Dylan	TE	6- 6	220	Fr.	RS	Granite Bay, Calif. (Granite Bay)	S 4/4
74	KELLEY, Alex	C	6- 2	315	Jr.	2L	Oceanside, Calif. (Vista)	S 2/2
89	KINNEY, Alex	P/PK	6- 1	210	Fr.	HS	Fort Collins, Colo. (Rocky Mountain)	S 5/4
68	KOUGH, Gerrad	OL	6- 4	295	So.	1L	Pomona, Calif. (Pomona)	S 3/3
71	KRONSHAGE, Sam	OL	6- 6	285	So.	1L	The Woodlands, Texas (The Woodlands)	S 3/3
8	LAGUDA, Afolabi	DB	6- 1	205	So.	JC	Snellville, Ga. (Brookwood/Butler CC)	S 3/3
29	LEE, Donovan	WR	5- 9	175	So.	1L	West Hills, Calif. (Chaminade College Prep)	S 4/3
23	LINDSAY, Phillip	TB	5- 8	180	So.	1L	Aurora, Colo. (Denver South)	S 3/3
78	LISELLA II, John	OL	6- 4	290	Fr.	RS	Littleton, Colo. (Columbine)	S 4/4
13	LIUFAU, Sefo	QB	6- 4	240	Jr.	2L	Tacoma, Wash. (Bellarmine Prep)	S 3/2
91	LOPEZ, Eddy	DT	6- 3	295	So.	1L	El Paso, Texas (Coronado)	S 4/3
17	LYNCH, Peter	WR	6- 3	210	Fr.	HS	Dallas, Texas (Jesuit College Prep)	WO 5/4
56	LYNOTT, Tim Jr.	OL	6- 2	300	Fr.	HS	Parker, Colo. (Regis)	S 5/4
14	MacINTYRE, Jay	WR	5-10	190	Fr.	RS	Boulder, Colo. (Monarch)	S 4/4

-continued-

Colorado Alphabetical Roster, continued...

No.	Player	Pos.	Ht.	Wt.	Class	Exp.	Hometown (High School/Previous College)	Status
93	MATHEWES, Michael	DE	6- 4	240	Fr.	RS	Mission Viejo, Calif. (Mission Viejo)	S 4/4
95	McCARTNEY, Derek	DE/OLB	6- 3	240	So.	1L	Westminster, Colo. (Faith Christian)	S 3/3
60	MIDDLEMISS, Dillon	OL	6- 5	295	Fr.	HS	Arvada, Colo. (Pomona)	S 5/4
73	MILLER, Isaac	OL	6- 7	265	Fr.	HS	Longmont, Colo. (Silver Creek)	S 5/4
25	MOELLER, Ryan	DB	6- 1	210	So.	1L	Rifle, Colo. (Rifle)	S 3/3
12	MONTEZ, Steven	QB	6- 5	220	Fr.	HS	El Paso, Texas (Del Valle)	S 5/4
17	MOSLEY, Marques	DB	6- 0	180	Sr.	3L	Upland, Calif. (Upland)	S 2/1
33	MURPHY, Jordan	FB	6- 0	230	Sr.	2L	Castle Rock, Colo. (Lutheran/Colorado State)	S 1/1
77	NEMBOT, Stephane	OT	6- 7	320	Sr.	3L	Van Nuys, Calif. (Montclair Prep)	S 1/1
36	NORGARD, Clay	DT	6- 0	265	Jr.	2L	Highlands Ranch, Colo. (Mountain Vista)	S 2/2
26	OLIVER, Isaiah	DB	6- 1	185	Fr.	HS	Goodyear, Ariz. (Brophy Prep)	S 5/4
31	OLUGBODE, Kenneth	ILB	6- 1	220	Jr.	2L	San Jose, Calif. (Bellarmine Prep)	S 3/2
82	ORBAN, Robert	WR	6- 6	195	So.	VR	Denver, Colo. (Regis)	WO 3/3
9	PATTERSON, T.J.	QB	6- 3	180	So.	TR	Boulder, Colo. (Boulder/Wyoming)	WO 3/3
83	PORTER, Nick	P/PK	6- 0	175	Fr.	HS	Louisville, Colo. (Fairview)	WO 5/4
46	POWELL, Christian	TB	6- 0	235	Sr.	3L	Upland, Calif. (Upland)	S 2/1
3	RIPPY, Deaysean	OLB	6- 2	230	Jr.	1L	McKees Rocks, Pa. (Sto-Rox/Univ. of Pittsburgh)	S 2/2
58	ROBBINS, Blake	DE	6- 5	265	Jr.	JC	Aiken, S.C. (Silver Bluff/Georgia Military College)	S 3/2
2	ROSS, Devin	WR	5- 9	180	So.	1L	Altadena, Calif. (Bishop Alemany)	S 3/3
39	SANCHEZ, Jaisen	DB	6- 1	190	Fr.	RS	Kapolei, Hawai'i (St. Louis)	S 4/4
30	SEVERSON, Ryan	ILB	5-10	205	Jr.	2L	San Jose, Calif. (Valley Christian)	S 3/2
47	SHAYER, Christian	ILB/OLB	6- 3	230	So.	1L	Sandy, Utah (Jordan)	S 4/3
34	SHAW, Hunter	OLB	6- 3	225	Sr.	1L	Atherton, Calif. (Sacred Heart Prep)	WO 1/1
28	SILZER, Cameron	P	5-11	175	Jr.	VR	Templeton, Calif. (Templeton/Grossmont/Cuesta)	WO 2/2
69	SMITH, Wyatt Tucker	LS	6- 3	230	Sr.	1L	Gulfport, Miss. (Gulfport/Mississippi Gulfport CC)	S 2/1
57	SOLIS, Justin	DL	6- 2	325	Sr.	3L	Thousand Oaks, Calif. (Westlake)	S 2/1
22	SPRUCE, Nelson	WR	6- 1	205	Sr.	3L	Westlake Village, Calif. (Westlake)	S 1/1
66	SUTTON, Colin	OL	6- 5	285	So.	VR	Foothill Ranch, Calif. (Orange Lutheran)	S 3/3
9	THOMPSON, Tedric	DB	6- 0	205	Jr.	2L	Valencia, Calif. (Valencia)	S 3/2
55	TONZ, Brett	DL	6- 3	295	Fr.	HS	Peoria, Ariz. (Centennial)	S 5/4
72	TUJLOMA, Lyle	DL	6- 3	315	Fr.	HS	Waianae, Hawai'i (Nanakuli)	S 5/4
50	UMU, Frank	DL	6- 4	295	Fr.	HS	Littleton, Colo. (Heritage)	S 5/4
12	WALKER, John	DB	5- 9	180	Jr.	2L	Washington, D.C. (H.D. Woodson)	S 2/2
25	WALKER, Lee	WR	6- 0	180	Fr.	RS	San Diego, Calif. (James Madison)	S 4/4
45	WATANABE, Grant	LB	5-11	240	Fr.	HS	San Antonio, Texas (Brennan)	S 5/4
6	WHITE, Evan	DB	6- 2	200	So.	1L	Aurora, Colo. (Cherokee Trail)	S 4/3
53	WIEFELS, Sully	OL	6- 3	295	Jr.	RS	Eagle, Idaho (Eagle/American River College)	S 2/2
90	WILSON, De'Jon	DL	6- 3	250	Jr.	2L	Washington, D.C. (H.D. Woodson)	S 2/2
23	WITHERSPOON, Ahkello	DB	6- 3	190	Jr.	1L	Sacramento, Calif. (Christian Brothers/Sacramento City CC)	S 3/2
5	WRIGHT, Yuri	DB	6- 1	165	Jr.	2L	Spring Valley, N.Y. (Ramsey [N.J.])	S 2/2
97	WYMAN, Bryan	DL	6- 1	260	So.	VR	Chula Vista, Calif. (Otay Ranch)	WO 3/3

Heights and weights recorded as of August 28, 2015. **EXPERIENCE KEY:** #L—indicates number of letters earned through 2014; HS—high school; JC—junior college transfer; RS—freshman redshirt in 2014; TR—transfer; VR—varsity reserve performer. **STATUS KEY (Fall):** S—scholarship, WO—walk-on; #/#—clock at start of 2015 season, i.e., 2/1: two years to play one in eligibility.

Inactive Roster Players (Injured/Ineligible/Etc.)

No.	Player	Pos.	Ht.	Wt.	Class	Exp.	Hometown (High School/Previous College)	Reason	Status
.....	BENNION, Sam	DE	6- 5	240	Fr.	HS	North Logan, Utah (Logan)	Serving Mormon Mission	S 5/4
88	GALLOWAY, Danny	WR	6- 0	205	So.	TR	Lone Tree, Colo. (Highlands Ranch/Willamette)	Transfer	WO 3/3
44	GILLAM, Addison	ILB	6- 3	225	Jr.	2L	Palo Cedro, Calif. (Foothill)	Injured (knee)	S 3/2
94	HENINGTON, Tyler	DL	6- 2	250	Jr.	2L	Centennial, Colo. (Mullen)	Injured (leg/ankle)	S 2/2
76	IRWIN, Jeromy	OL	96- 5	295	Jr.	2L	Cypress, Texas (Cypress Fairbanks)	Injured (knee)	S 2/2
27	TALIANKO, Travis	ILB	6- 1	215	Jr.	1L	Sierra Madre, Calif. (St. Francis/San Jose State/College of the Canyons)	Injured (knee)	S 2/2
48	TUGGLE, Joey	TB	5- 7	185	So.	VR	Aurora, Colo. (Smoky Hill)	Injured (knee)	WO 3/3
51	*TUSO, John Paul	DL	6- 3	270	Sr.	2L	Englewood, Colo. (Cherry Creek)	Injured (knee)	WO 1/1

*—is working as a student assistant coach this fall.

January Enrollment (Grayshirts/Transfers)

No.	Player	Pos.	Ht.	Wt.	Class	Exp.	Hometown (High School/Previous College)	Reason	Status
28	BALTAZAR, Aaron	TB	5-10	220	So.	TR	Chula Vista, Calif. (Eastlake/Boise State/Southwestern College)		S 3/3

Head Coach: Mike MacIntyre (third season at Colorado). **Assistant Coaches:** Jim Leavitt (DC/LB), Brian Lindgren (OC/QB), Klayton Adams (RB/TE), Gary Bernardi (OL), Charles Clark (CB), Jim Jeffcoat (DL), Toby Neinas (ST), Joe Tumpkin (S), Troy Walters (WR). **Grad Assistants:** Nathan Emert, Ben George, Tyrone McKenzie, Patrick Williams.

2015 TEAM CAPTAINS: Four are selected each game out of a dozen players who make up CU's Leadership Council: **CB Chidobe Awuzie (4), S Jered Bell (21), ILB Addison Gillam (44), C Alex Kelley (74), TB Phillip Lindsay (23), QB Sefo Liufau (13), DE Derek McCartney (95), FB Jordan Murphy (33), OT Stephane Nembot (77), ILB Kenneth Oluigbode (31), TB Christian Powell (46) and WR Nelson Spruce (22).**

2015 UNIVERSITY OF COLORADO BUFFALO FOOTBALL STATISTICS

Won 4, Lost 8 (1-7 Pac-12)

RESULTS/Attendance (◆—Pac-12 Game)					Result	Time	Attendance
S 3	at Hawai'i (N)				L 20-28	3:48	19,511
S 12	MASSACHUSETTS.....				W 48-14	3:28	35,094
S 19	Colorado State (N; <i>Denver</i>)... (OT)				W 27-24	3:45	66,253
S 26	NICHOLLS STATE.....				W 48-0	3:06	37,302
O 3	◆ OREGON (N).....				L 24-41	3:23	46,222
O 10	◆ at Arizona State (N).....				L 23-48	3:07	44,157
O 17	◆ ARIZONA (N).....				L 31-38	3:43	39,666
O 24	◆ at Oregon State (N).....				W 17-13	3:13	36,977
O 31	◆ at UCLA.....				L 31-35	3:31	51,508
N 7	◆ STANFORD.....				L 10-42	3:00	40,142
N 13	◆ SOUTHERN CALIFORNIA (N).....				L 24-27	3:06	37,905
N 21	◆ at Washington State (N).....				L 3-27	3:15	25,121
N 28	◆ at Utah.....				(PAC12)	12:37 p.m.	

SCORE-BY-QUARTERS	1	2	3	4	OT	—	Total
COLORADO.....	73	90	74	66	3	—	306
Opponents.....	101	82	69	85	0	—	337

TEAM STATISTICS	Colorado	Opponents
FIRST DOWNS.....	272	250
by rushing.....	120	103
by passing.....	134	127
by penalty.....	18	20
FIRST DOWN PLAYS/YARDS.....	407/2377	372/2141
average gain on first down.....	5.84	5.76
THIRD DOWN EFFICIENCY.....	70-192	80-189
percentage.....	36.5	42.3
FOURTH DOWN EFFICIENCY.....	13-24	9-19
percentage.....	54.2	47.4
RUSHING ATTEMPTS.....	509	463
yards gained.....	2341	2588
yards lost.....	359	221
NET RUSHING YARDS.....	1982	2367
average per rush.....	3.89	5.11
average per game.....	165.2	197.3
PASSING ATTEMPTS.....	428	409
passes completed.....	267	239
had intercepted.....	9	13
completion percentage.....	62.4	58.4
efficiency rating.....	123.0	126.7
NET PASSING YARDS.....	2870	2729
average per attempt.....	6.71	6.67
average per completion.....	10.7	11.4
average per game.....	239.2	227.4
TOTAL OFFENSIVE PLAYS.....	937	872
TOTAL NET YARDS.....	4852	5096
AVERAGE GAIN PER PLAY.....	5.18	5.84
AVERAGE PER GAME.....	404.3	424.7
FUMBLES-LOST.....	18-8	21-6
PENALTIES/YARDS.....	77/693	73/600
Offensive.....	39/325	31/230
Defensive.....	19/205	26/266
Special Teams.....	17/133	15/89
Bench/Fans/NCAA Unsportsmanlike.....	2/30	1/15
TURNOVERS (Margin: +2/+0.17).....	17	19
TOTAL RETURN YARDS.....	383	333
Punt Returns: No-Yards.....	15-102	16-127
Interceptions: No-Yards.....	13-248	9-176
Misc. (Fumble/Blk. FG) Returns.....	1-33	1-30
KICKOFF RETURNS: No-Yards.....	30-690	45-1006
average per return.....	23.0	22.4
PUNTS.....	62	62
yards.....	2426	2503
gross average.....	39.1	40.4
yard deductions: returns/touchbacks.....	127/20	102/120
net yards.....	2279	2281
net average.....	36.8	36.8
DEFENSIVE/tackles for loss.....	61-231	79-364
quarterback sacks/yards.....	26/155	35/234
quarterback hurries.....	57	79
passes broken up.....	58	28
forced fumbles (ST).....	11 (1)	10 (0)
BLOCKED KICKS (Special Teams).....	1	5
TIME OF POSSESSION.....	37:05	34:55
average per game.....	31:15	28:45
TIME SPENT IN THE LEAD (tied 147:59).....	192:47	379:14
TIMES PENETRATED OPPONENT 20.....	50	39
scores/td,fg.....	37/25,12	35/24,11
GOAL-TO-GO SITUATIONS.....	22	20
scores/td,fg.....	20/17,3	18/15,3
TOTAL DRIVES.....	157	159
drives ended by: TD.....	34	41
FG Made/FG Miss.....	18/10	14/6
Punt/Downs.....	62/10	62/8
TO/SAF/Clock.....	16/0/7	17/0/11
TOTAL POINTS.....	306	337
average per game.....	25.5	28.1

RUSHING

Player	G	Att	Gain	Loss	NET	att.	Game	TD	Long	10+	5+	game
Phillip Lindsay	12	131	628	23	605	4.61	50.4	6	37	15	45	<i>113</i>
Christian Powell	12	70	355	17	338	4.83	28.2	4	35t	10	30	<i>105</i>
Donovan Lee	10	49	303	17	286	5.83	28.6	3	59t	6	19	<i>103</i>
Sefo Liufau	11	107	420	154	266	2.49	24.2	5	25	11	38	<i>81</i>
Patrick Carr	10	59	280	19	261	4.42	26.1	1	36	8	19	<i>100</i>
Michael Adkins II.....	3	42	218	6	212	5.05	70.7	3	21t	6	18	<i>119</i>
Kyle Evans	9	18	54	2	52	2.89	5.8	1	9	0	5	<i>48</i>
Jordan Gehrke.....	2	2	13	2	11	5.50	5.5	0	13	1	1	<i>13</i>
Shay Fields	11	2	17	9	8	4.00	0.7	0	17	1	1	<i>17</i>
Devin Ross	12	1	3	0	3	3.00	0.3	0	3	0	0	<i>3</i>
Cade Apsay	4	21	50	85	- 35	- 1.67	- 8.8	0	18	2	4	<i>- 7</i>
Team (<i>k-downs, snaps</i>)	12	7	0	25	- 25	- 3.57	- 2.1	-

PASSING

Player	G	Att-Com-Int	(/7)	Pct.	Yards	att.	comp.	TD	Long	HT	Sacked	Att.	Yards	Avg.
Sefo Liufau.....	11	344-214-6	(1)	62.2	2418	7.0	11.3	9	72t	63	23/150	452	2684	5.9
Cade Apsay.....	4	74- 51- 3	(0)	68.9	437	5.9	8.6	2	29	15	12/84	95	402	4.2
Nelson Spruce.....	12	4- 1- 0	(0)	33.3	12	3.0	12.0	0	12	0	0/ 0	4	12	3.0
Jordan Gehrke.....	3	4- 1- 0	(0)	25.0	3	0.8	3.0	0	3	1	0/ 0	6	14	2.3
Team (<i>spiked passes</i>).....	2	0- 0- 0	...	0.0	0	0/ 0	9	-25	-2.8

NCAA Ratings: Liufau 126.4, Apsay 122.0, Gehrke 31.3.

Passes w/o INT: Liufau 13, Gehrke 48, Apsay 8 (T—interceptions that were tipped; HT—hurried throws)

RECEIVING

Player	G	No.	Yards	rec.	game	TD	Long	20+	10+	rec	yards
Nelson Spruce	12	84	942	11.2	78.5	3	42	8	42	11	10-120
Shay Fields	11	42	598	14.2	54.4	4	72t	7	19	8	8-168
Donovan Lee	10	26	128	4.9	12.8	0	17	0	5	7	5-39
Devin Ross	12	24	320	13.3	26.7	2	68t	5	8	9	9-101
Bryce Bobo	12	22	176	8.0	14.7	0	16	0	7	6	6-51
Phillip Lindsay	12	21	162	7.7	13.5	0	34	3	6	4	4-60
Sean Irwin.....	12	12	205	17.1	17.1	0	47	5	6	2	2-52
Jay MacIntyre.....	11	8	84	10.5	7.6	1	38t	1	3	3	3-53
Christian Powell.....	12	6	64	10.7	5.8	0	37	1	1	3	3-50
George Frazier.....	12	6	31	5.2	2.8	1	9	0	0	2	2-11
Dylan Keeney	12	5	65	13.0	5.4	0	23	1	4	3	3-31
Patrick Carr	10	3	38	12.7	3.8	0	20	1	1	2	2-29
Michael Adkins	3	3	7	2.3	2.3	0	8	0	0	2	2-3
Lee Walker	8	2	23	11.5	2.9	0	19	0	1	1	1-19
Sefo Liufau.....	11	1	12	12.0	1.1	0	12	0	1	1	1-12
Kyle Evans.....	9	1	8	8.0	0.9	0	8	0	0	1	1-8
Chris Hill.....	10	1	7	7.0	0.7	0	7	0	0	1	1-7

SCORING

Player	G	Total	Rush	Rec.	Ret.	PAT	EP-EPA	FG-FGA	Saf	DEX	PTS
Diego Gonzalez.....	12	0	0	0	0	0-0	33-33	18-28	--	--	87
Phillip Lindsay.....	12	6	6	0	0	0-0	0-0	0-0	--	--	36
Sefo Liufau.....	11	5	5	0	0	0-1	0-0	0-0	--	--	30
Shay Fields.....	11	4	0	4	0	0-0	0-0	0-0	--	--	24
Christian Powell.....	12	4	4	0	0	0-0	0-0	0-0	--	--	24
Nelson Spruce.....	12	3	0	3	0	1-1	0-0	0-0	--	--	20
Michael Adkins II.....	3	3	3	0	0	0-0	0-0	0-0	--	--	18
Donovan Lee.....	10	3	3	0	0	0-0	0-0	0-0	--	--	18
Devin Ross.....	12	2	0	2	0	0-0	0-0	0-0	--	--	12
Patrick Carr.....	10	1	1	0	0	0-0	0-0	0-0	--	--	6
Kyle Evans.....	9	1	1	0	0	0-0	0-0	0-0	--	--	6
George Frazier.....	12	1	0	1	0	0-0	0-0	0-0	--	--	6
Samson Kafovalu.....	12	1	0	0	1	0-0	0-0	0-0	--	--	6
Jay MacIntyre.....	11	1	0	1	0	0-0	0-0	0-0	--	--	6
Kenneth Olugbode.....	10	1	0	0	1	0-0	0-0	0-0	--	--	6
Chris Graham.....	12	0	0	0	0	0-0	1-1	0-0	--	--	1
COLORADO.....	12	36	23	11	2	1-2	34-34	18-28	0	0	306
Opponents.....	12	42	18	23	1	1-1	41-41	14-20	0	0	337

PUNTING

Player	G	No.	Yards	Avg.	Long	In	20	50+	had	Ret.	Net	Net
Alex Kinney.....	12	60	2426	40.43	58	22	6	1	2	109	2297	38.3
Team.....	12	2	0	0.00	0	0	0	0	-	18	-18
COLORADO.....	12	62	2426	39.13	58	22	6	1	2	127	2279	36.8
Opponents.....	12	62	2503	40.37	64	15	9	6	0	102	2281	36.8

FIELD GOALS

Player	G	10-19	20-29	30-39	40-49	50-59	60+	Total	Pct.	Long
Diego Gonzalez.....	12	0-0	8-9	3-7	5-9	2-3	0-0	18-28	64.3	52
Opponents.....	12	0-0	5-6	6-6	3-7	0-1	0-0	14-20	70.0	48

ALL-PURPOSE YARDS (Top 3)

Player	G	Plays	Rush	Rec.	PR	KOR	Total	Avg.	Avg./G
Nelson Spruce.....	12	93	0	942	64	0	1,016	10.9	84.7
Donovan Lee.....	10	97	286	128	0	540	954	9.8	95.4
Phillip Lindsay.....	12	157	605	162	0	120	887	5.6	73.9

Colorado Football Statistics / 2-2-2

DEFENSIVE

Pos	Player	G	Plays	Tackles-----				----For Loss----			Miscellaneous-----							
				UT	AT	---	TOTAL	Avg.	Sacks	Other	TZ	3DS	QBP	QCD	FR	FF	PBU	
LB	Rick Gamboa	12	649	52	33	---	85	7.1	1- 0	1- 1	5	6	3	1	0	0	3	
DB	Chidobe Awuzie	12	821	73	11	---	84	7.0	4-30	7-13	8	10	3	3	0	1	8	
DB	Tedric Thompson	12	806	56	20	---	76	6.3	0- 0	5- 9	4	6	0	0	0	0	9	
LB	Kenneth Olugbode	10	639	37	30	---	67	6.7	0- 0	2- 5	4	7	0	2	0	0	3	
LB	Derek McCartney	11	605	42	19	---	61	5.5	5-22	4- 4	4	7	15	0	0	1	1	
DT	Justin Solis	12	497	29	19	---	48	4.0	3-11	0- 0	6	5	1	0	0	0	0	
DB	Ryan Moeller	7	376	37	10	---	47	6.7	0- 0	1- 1	1	3	1	0	0	1	2	
DB	Kenneth Crawley	12	789	39	6	---	45	3.8	0- 0	1- 2	1	11	0	1	1	0	12	
DT	Jordan Carrell	12	718	30	12	---	42	3.5	1-15	5- 8	3	4	11	0	1	2	0	
LB	Jimmie Gilbert	12	344	30	11	---	41	3.4	5-29	2- 4	0	8	4	0	0	1	0	
DB	Ahkello Witherspoon ..	12	513	36	4	---	40	3.3	0- 0	0- 0	1	7	0	0	0	0	4	
LB	Jered Bell	8	308	21	11	---	32	4.0	0- 0	1- 1	2	5	2	0	0	1	2	
LB	Grant Watanabe	5	153	25	6	---	31	6.2	1- 2	1- 1	2	2	1	0	0	0	2	
DL	Leo Jackson III	11	540	16	14	---	30	2.7	2- 7	0- 0	2	4	3	2	0	1	0	
DL	Samson Kafovalu	12	310	16	13	---	29	2.4	2-15	2- 6	1	4	4	0	1	0	0	
LB	Jaleel Awini	9	139	13	8	---	21	2.3	0- 0	0- 0	0	3	3	0	0	0	0	
DB	Afolabi Laguda	11	220	16	4	---	20	1.8	0- 0	0- 0	1	2	0	0	0	0	1	
LB	N.J. Falo	6	103	12	4	---	16	2.7	0- 0	1- 2	1	0	0	0	0	0	0	
DB	Isaiah Oliver	8	174	13	2	---	15	1.9	0- 0	0- 0	1	5	0	1	0	0	5	
DT	Jase Franke	9	104	9	4	---	13	1.4	1-16	1- 2	0	0	0	0	0	1	0	
LB	Ryan Severson	5	116	4	7	---	11	2.2	0- 0	0- 0	1	1	1	0	0	0	0	
DE	Michael Mathewes	6	84	7	1	---	8	1.3	1- 8	0- 0	1	1	0	0	0	1	1	
DL	Blake Robbins	3	61	6	1	---	7	2.3	0- 0	1- 2	0	1	1	1	0	0	0	
DE	Timothy Coleman	7	75	5	2	---	7	1.0	0- 0	0- 0	0	1	0	0	0	0	1	
DE	Terran Hasselbach	7	69	4	3	---	7	1.0	0- 0	1- 5	1	0	3	0	1	0	0	
LB	Addison Gillam	2	90	5	1	---	6	3.0	0- 0	0- 0	1	1	0	0	0	0	2	
DB	John Walker	5	81	4	1	---	5	1.0	0- 0	0- 0	0	1	0	0	0	0	1	
LB	Christian Shaver	3	20	3	2	---	5	1.7	0- 0	0- 0	0	1	0	0	0	0	0	
DT	Clay Norgard	4	53	2	1	---	3	0.8	0- 0	0- 0	0	0	0	0	0	0	0	
DB	Evan White	3	45	1	1	---	2	0.7	0- 0	0- 0	0	0	0	0	0	0	1	
LB	Hunter Shaw	3	8	1	1	---	2	0.7	0- 0	0- 0	0	0	0	0	0	0	0	
DB	Nick Fisher	6	57	1	0	---	1	0.2	0- 0	0- 0	0	0	0	0	0	0	0	
DE	Aaron Howard	2	6	1	0	---	1	0.5	0- 0	0- 0	0	0	0	0	0	0	0	
DT	Eddy Lopez	3	21	0	0	---	0	0.0	0- 0	0- 0	0	0	0	1	0	0	0	
DB	Jaisen Sanchez	2	7	0	0	---	0	0.0	0- 0	0- 0	0	0	0	0	0	0	0	
DE	Garrett Gregory	1	2	0	0	---	0	0.0	0- 0	0- 0	0	0	0	0	0	0	0	

DEFENSIVE SCRIMMAGE SNAPS: 873 (includes one two-point conversion). FOURTH DOWN STOPS (7; included in 3DS): Awuzie 3, Thompson 2, Gilbert, Solis.

TOUCHDOWN SAVES (25): Bell 5, Awuzie 3, Crawley 3, Thompson 3, Gamboa 2, Laguda 2, Moeller 2, Witherspoon 2, Gilbert, McCartney, Oliver.

INTERCEPTIONS CAUSED (9): Gilbert 2, Awuzie, Gamboa, Jackson, Laguda, Olugbode, Robbins, Solis. SACKS FOR 0 (1): Gamboa; Opponents 1. SAFETIES (0): None.

SPECIAL TEAMS STATISTICS

Player	UT	UT/20	AT	AT/20	FF	FR	KSD	WB	DP	BLK	FFC	FDf	RK	OTH	POINTS
Jaleel Awini	4	2	6	1	1	1	7	0	0	0	1	3	0	1	= 27
Ryan Severson	8	4	1	0	0	0	5	0	1	0	2	3	0	0	= 24
Jordan Murphy	7	2	2	0	0	0	10	0	0	0	0	1	0	1	= 23
Jered Bell	6	0	0	0	0	1	5	0	1	0	2	2	0	2	= 19
Afolabi Laguda	6	3	2	0	0	0	6	0	1	0	0	0	0	1	= 19
John Walker	4	0	0	0	0	0	0	2	0	10	3	0	0	0	= 19
Christian Shaver	3	0	2	0	0	0	9	0	1	0	0	0	0	0	= 15
W. Tucker Smith	1	0	0	0	0	0	0	3	0	6	3	0	0	0	= 13
Evan White	3	2	1	0	0	0	1	0	1	0	2	3	0	0	= 13
Nick Fisher	0	0	3	2	0	0	3	0	0	0	0	2	0	0	= 10
Aaron Howard	0	0	0	0	0	1	9	0	0	0	0	0	0	0	= 10
Ryan Moeller	2	2	1	1	0	0	1	1	0	0	1	1	0	0	= 10
Jaisen Sanchez	0	0	0	0	0	0	7	0	1	0	0	0	0	0	= 8
Chidobe Awuzie	4	1	2	0	0	0	0	0	0	0	0	0	0	0	= 7
Isaiah Oliver	3	0	0	0	0	0	1	0	1	0	0	1	0	0	= 6
Chris Graham	4	0	1	0	0	0	0	0	0	0	0	0	0	0	= 5
Christian Powell	0	0	0	0	0	0	5	0	0	0	0	0	0	0	= 5

BLOCKED KICKS SUMMARY (1): Thompson. OTHER: Touchdown Saves: Bell 2, Awini. Snuffed Punt Fakes: None. Caused Penalties: Laguda, Murphy, Spruce.

ATTENDANCE

Site	G	Attendance	Average	High	W-L
In Boulder	6	236,331	39,388.5	46,322	2-4
On The Road ...	5	177,274	35,454.8	44,157	1-4
Neutral	1	66,253	66,253.0	66,253	1-0

PUNT RETURNS

Player	G	No.	Yards	Avg.	Long	TD
Jay MacIntyre	11	4	37	9.3	31	0
Nelson Spruce	12	9	64	7.1	45	0
Shay Fields	11	2	1	0.5	1	0

KICKOFF RETURNS

Player	G	No.	Yards	Avg.	Long	TD
Donovan Lee	10	22	540	24.5	37	0
Phillip Lindsay	12	5	120	24.0	41	0
Chris Hill	10	1	17	17.0	17	0
Christian Powell	12	1	15	15.0	15	0
Aaron Howard	11	1	-2	-2.0	-2	0

INTERCEPTION RETURNS

Player	G	No.	Yards	Avg.	Long	TD
Jered Bell	8	3	19	6.3	19	0
Tedric Thompson	12	2	98	49.0	71	0
Chidobe Awuzie	12	2	26	13.0	26	0
Ahkello Witherspoon ..	12	2	0	0.0	0	0
Kenneth Olugbode	10	1	60	60.0	60t	1
Derek McCartney	11	1	33	33.0	33	0
Ken Crawley	12	1	12	12.0	12	0
Ryan Moeller	7	1	0	0.0	0	0

FUMBLE RETURNS

Player	G	No.	Yards	Avg.	Long	TD
Samson Kafovalu	12	1	33	33.0	33t	1

KEY: UT—Unassisted Tackle; UT/20—UT Inside-the-20; AT—Assisted Tackle; AT/20—AT Inside-the-20; TZ—Tackles For Zero; 3DS—Third/Fourth Down Stops (tackles, INTs, QBPs or PBUs); QBP—Quarterback Pressure; QCD—Quarterback Chasedowns; FF—Forced Fumble; FR—Fumble/Muff Recovery (Opponent on defense or CU or Opponent on special teams); PBU—Passes Broken Up; KSD—Knockdown or Springing Block on Kick Return; WB—Wedge Break; DP—Downed Punt (meaningful); BLK—Blocked Kick; RK—Recovered Blocked Kick, Punt or On-side kick; FFC—Forced Fair Catch; FDF—First Downfield (on kickoff or punt that altered return path); CP—Caused Penalty. A defensive game played is credited only when a player is in for at least one defensive play; defensive tackles do not include special team tackles. NOTE: Defensive/special team statistics compiled from coaches' video; NCAA/Pac-12 Colorado stats are not accurate.

YARDS BY QUARTER/HALF

Game	COLORADO										OPPONENT									
	1Q	2Q	1H	3Q	4Q	2H	OT	GAME			1Q	2Q	1H	3Q	4Q	2H	OT	GAME		
Hawai'i	51	116	167	89	115	204	---	371			48	136	184	57	61	118	---	302		
Massachusetts	145	154	299	209	50	259	---	558			56	169	225	104	68	172	---	397		
Colorado State	67	106	173	94	68	162	10	345			125	97	222	130	146	276	2	500		
Nicholls State	242	97	339	208	89	297	---	636			56	88	144	7	15	22	---	166		
Oregon	69	164	233	31	44	75	---	308			79	196	275	130	132	262	---	537		
Arizona State	101	111	212	85	153	238	---	450			138	93	231	152	108	260	---	491		
Arizona	201	62	263	122	82	204	---	467			227	89	316	87	213	300	---	616		
Oregon State	101	81	182	68	78	146	---	328			78	141	219	65	117	182	---	401		
UCLA	84	194	278	140	136	276	---	554			112	85	197	115	88	203	---	400		
Stanford	80	67	147	51	33	84	---	231			93	192	285	130	57	187	---	472		
Southern California	126	72	198	34	49	83	---	281			86	82	168	113	52	165	---	333		
Washington State	76	99	175	56	92	148	---	323			126	122	248	107	126	233	---	481		
Utah																				

BIG PLAYS

COLORADO					OPPONENT				
20+	10+	5+	20+	10+	5+	20+	10+	5+	20+
2	13	36	1	10	23				
5	16	45	7	12	28				
3	10	26	5	16	32				
8	22	37	1	4	17				
3	10	29	5	20	40				
5	14	31	6	11	24				
4	15	39	8	20	39				
2	10	26	8	14	28				

AT-A-GLANCE SUMMARIES

Game	Score						First Downs				Rushing			Passing			Total Offense		Return	Punting	Fumbles	Penalties	Third Downs	QB Sacks	Avg. F.Pos.	Time of Poss.
		1	2	3	4	OT	Tot	Ru	Pa	Pn	Att	Yards	TD	Att-Com-Int	Yards	TD	Att	Yards								
COLORADO	20	0	14	3	3	-	23	14	8	1	53	215	2	40-23-1	156	0	93	371	74	8-31.5	2-2	5/70	6-19	2-16	C 31	33:16
Hawai'i	28	8	10	7	3	-	14	4	8	2	34	100	0	38-19-2	202	3	72	302	21	9-44.4	2-0	9/50	7-19	4-22	H 36	26:44
COLORADO	48	14	17	17	0	-	32	22	8	2	59	390	5	24-15-0	168	1	83	558	1	4-29.3	0-0	7/65	9-15	3-15	C 30	35:57
Massachusetts	14	7	7	0	0	-	20	6	11	3	29	147	1	42-24-1	250	1	71	397	0	5-41.0	2-1	4/50	6-16	0- 0	M 27	24:03
COLORADO	27	0	10	7	7	3	18	6	9	3	32	125	0	29-15-0	220	2	61	345	72	7-39.1	0-0	6/65	3-13	0- 0	C 31	23:17
Colorado State	24	14	0	3	7	0	27	9	16	2	49	218	2	39-25-2	282	1	88	500	27	3-44.3	0-0	8/65	8-18	0- 0	CS33	36:43
COLORADO	48	21	3	17	7	-	33	16	14	3	62	358	5	31-18-0	278	1	93	636	33	2-38.0	2-1	4/30	9-18	2-17	C 42	35:49
Nicholls State	0	0	0	0	0	-	8	4	4	0	34	126	0	22- 6-2	40	0	56	166	0	10-41.0	2-1	4/45	4-16	0- 0	NS15	24:11
COLORADO	24	7	10	0	7	-	18	5	13	0	36	77	2	42-25-1	231	1	78	308	1	6-46.0	3-2	6/41	7-17	3- 6	C 27	30:05
Oregon	41	7	10	14	10	-	27	19	6	2	60	361	3	21-13-1	176	2	81	537	6	4-34.8	1-0	4/45	7-16	5-38	O 38	29:55
COLORADO	23	7	3	7	6	-	19	5	13	1	28	49	2	41-26-1	401	1	69	450	0	6-31.8	1-1	9/88	6-16	1- 7	C 22	26:36
Arizona State	48	17	7	14	10	-	21	8	10	3	40	231	1	31-20-1	260	5	71	491	48	3-34.7	2-0	3/19	10-17	8-42	AS39	33:24
COLORADO	31	7	10	7	7	-	22	6	15	1	43	128	2	44-28-0	339	2	87	467	0	8-42.9	4-1	9/65	6-18	4-20	C 27	33:02
Arizona	38	17	0	0	21	-	26	12	14	0	44	291	3	40-25-0	325	2	84	616	10	7-34.6	5-2	3/25	8-17	2-23	A 31	26:58
COLORADO	17	3	7	0	7	-	20	10	9	1	44	171	1	24-17-0	157	1	68	328	0	6-42.0	1-0	9/80	5-14	5-31	C 28	33:44
Oregon State	13	7	3	0	3	-	17	9	7	1	41	202	1	32-13-1	199	0	73	401	0	3-36.7	1-0	8/65	6-15	1- 9	OS28	26:16
COLORADO	31	0	6	10	15	-	34	18	14	2	56	242	2	58-37-2	312	0	114	554	33	5-43.2	0-0	7/68	7-22	1-15	C 28	41:05
UCLA	35	7	14	7	7	-	16	4	10	2	26	138	3	33-19-0	262	1	59	400	100	7-43.6	2-2	10/101	6-14	1- 6	U 20	18:55
COLORADO	10	7	0	3	0	-	15	7	7	1	30	83	1	23-13-2	148	0	53	231	71	4-45.0	0-0	3/21	2-11	2- 7	C 30	21:59
Stanford	42	7	21	7	7	-	25	14	9	2	48	275	3	27-18-1	197	3	75	472	38	4-40.3	3-0	7/55	10-16	4-30	S 34	38:01
COLORADO	24	7	10	0	7	-	21	7	12	2	36	59	1	31-24-0	222	2	67	281	71	4-43.2	1-1	5/39	5-13	2-14	C 38	31:10
Southern California	27	3	3	14	7	-	19	7	11	1	37	129	0	27-17-1	204	3	64	333	41	5-38.0	1-0	7/40	5-13	6-43	SC32	28:50
COLORADO	3	0	0	3	0	-	17	4	12	1	30	85	0	41-26-2	238	0	71	323	27	2-38.0	4-0	7/61	5-16	1- 7	C 26	29:05
Washington State	27	7	7	3	10	-	30	7	21	2	21	149	1	57-30-1	332	2	78	481	42	2-42.0	0-0	6/40	4-21	4-21	WS34	30:55
COLORADO																										
Utah																										

OFFENSIVE LINE STATISTICS

Player	Play Count-----													Total Plays	PPP Pct.	Season Totals-----										High Game Grades (minimum 10 snaps)-----	
	UH	UM	CSU	NSU	UO	ASU	UA	OSU	UCLA	STAN	USC	WSU	UTAH			Plus	KD	TDB	PPTD	QBS	PRS	PEN	PPP	Overall			
V. ARVIA	—	3	—	5	—	—	—	—	—	—	—	—	—	8	50.0	4	0	0	0	0	0	0	-----	-----			
E. CALDWELL	—	3	—	5	—	—	—	—	—	—	—	—	—	8	37.5	3	0	0	0	0	0	0	-----	-----			
S. CALLAHAN.....	63	37	25	55	32	45	56	65	115	46	67	44	—	650	47.4	308	19	8	8	7½	21	2	62.2% / Arizona State	91.1% / Arizona			
J. HUCKINS	81	56	42	59	57	57	63	66	INJ	41	67	36	—	625	61.8	386	23	9	10	1	11	1	76.1% / USC	92.7% / Stanford			
J. IRWIN	79	40	INJ	INJ	INJ	INJ	INJ	INJ	INJ	INJ	INJ	INJ	—	119	48.7	58	4	2	0	0	1	0	70.0% / Massachusetts	87.5% / Massachusetts			
J. KAISER	—	6	—	21	—	—	—	—	—	—	—	—	—	27	18.5	5	0	1	0	0	0	0	19.0% / Nicholls State	71.4% / Nicholls State			
A. KELLEY	93	73	61	69	78	70	87	68	115	40	67	64	—	885	58.8	520	12	9	11	4	13	2	73.9% / Nicholls State	97.1% / Arizona State			
G. KOUGH	42	58	55	55	67	60	55	INJ	39	INJ	INJ	60	—	491	53.4	262	16	7	5	6½	14	5	61.8% / Nicholls State	87.2% / UCLA			
S. KRONSHAGE	14	42	61	50	60	INJ	87	50	42	35	22	41	—	504	56.9	287	37	6	9	1	16	1	82.0% / Nicholls State	92.0% / Nicholls State			
J. LISELLA	—	11	—	42	18	48	—	21	74	24	45	32	—	315	53.7	169	11	4	1	4	12	1	63.6% / Massachusetts	82.2% / USC			
S. NEMBOT.....	93	73	61	66	78	70	87	68	115	46	67	71	—	895	54.0	483	23	6	11	3	20	5	65.1% / Nicholls State	85.2% / Colorado State			
C. SUTTON	—	3	—	19	—	—	—	—	—	—	—	—	—	22	40.9	9	1	1	0	0	0	0	36.8% / Nicholls State	73.7% / Nicholls State			
S. WIEFELS	—	10	—	19	—	—	—	2	75	33	—	7	—	146	52.1	76	1	2	0	2	3	2	73.7% / Nicholls State	100% / Massachusetts			
Team	93	83	61	93	78	70	87	68	115	53	67	71	—	4695	54.7	2570	147	55	55	29	111	19	63.7% / Nicholls State	86.2% / Massachusetts			

Sacks/pressures allowed by others or coverage not included; sacks & pressures may exceed overall team total as two players can be awarded a pressure on the same play.

KEY: Play count in bold indicates overall grade of 80 percent or better; PPP—Plus Play Percentage (this is not a game grade; plus plays are divided by total plays; other plays are either neutral or minus); KD—Knockdown Blocks (pancakes/blown off the line/finishes); TDB—Touchdown Blocks (direct); PPTD—Perfect plays on passing touchdowns (plus on assignments); QBS—Quarterback Sacks Allowed; PRS—Pressures Allowed; PEN—Penalties. **Play counts include 2-point conversion snaps vs. Arizona State & UCLA.**

FG/PAT TEAM PLAY COUNT (62): Callahan 62, S. Irwin 62, Kaiser 62, Nembot 62, Solis 62, Frazier 47, Kough 42, Kronshage 31, Mathewes 26, Jones 19, Kelley 16, Huckins 4, Caldwell 1 (*Snappers:* W.T. Smith 62; *Holders:* Johnson 62; *Kickers:* Gonzalez 61, Graham 1). **PUNT TEAM SNAPS (62; includes fakes, roughing calls):** W.T. Smith 62.

NON-OFFENSIVE SCORES (2)

vs. Opponent	Player	Play	By Opponent (1)	Player	Play
Colorado State	Kenneth Olugbode	60 interception return	UCLA	Ishmael Adams	96 interception return
UCLA	Samson Kafovalu	33 fumble return			

MISCELLANEOUS STAT BOX

(Coin Toss: O-offense; D-Defense; d-deferred/played defense first)

	Red Zone (Scores-Att; (TD/FG); Plays-Yds)						Avg./1st Down		2nd Down Eff.		3rd Dn/Avg-to-Go		Plays (+/0/-)			Plus Territory (Plays-Yards)				Coin		
Game	Colorado		Opponent		Colo	Opp.	Colo	Opp.	Colo.	Opp.	Colorado	Opponent		Colorado	Opponent	Temp	Toss					
Hawai'i	2-4	(2/0)	12-40	4-4	(2/2)	12-25	4.3	3.6	12-32	3-23	6.2	6.7	63	22	8	43	24	5	40-161	31-126	81°	W (O)
Massachusetts	6-6	(4/2)	17-58	2-4	(2/0)	7-16	7.8	4.4	15-30	5-22	5.9	7.4	66	11	6	43	20	8	41-288	23-109	77°	W (d)
Colorado State	1-2	(0/1)	5- 6	3-4	(2/1)	13-34	7.1	5.3	5-19	12-31	7.5	5.7	41	15	5	67	18	3	21- 75	54-203	78°	L (D)
Nicholls State	5-9	(4/1)	24-86	0-0	(0/0)	0- 0	7.4	4.4	9-29	2-18	6.8	5.9	75	16	2	36	17	3	71-392	3- 5	68°	W (O)
Oregon	3-3	(3/0)	9-38	3-4	(2/1)	13-41	3.7	7.0	10-27	11-27	6.6	5.1	52	18	8	59	12	10	30-113	38-218	92°	L (D)
Arizona State	3-3	(2/1)	3-11	5-5	(3/2)	17-58	6.4	4.0	6-22	7-26	7.8	6.4	41	16	12	53	13	5	14- 52	34-240	92°	L (O)
Arizona	3-3	(2/1)	13-48	2-2	(2/0)	7-22	4.9	7.0	10-30	11-29	6.9	6.7	64	17	6	60	19	5	26-157	32-145	63°	W (d)
Oregon State	3-4	(2/1)	11-47	2-2	(1/1)	3-13	5.3	3.0	8-23	8-26	4.9	8.9	54	9	5	42	26	5	27-153	34-104	56°	L (O)
UCLA	4-6	(2/2)	19-37	2-2	(2/0)	2-13	6.4	8.1	17-40	4-21	7.1	7.1	85	24	5	33	18	8	53-195	9- 92	87°	W (d)
Stanford	2-4	(1/1)	10- 7	3-3	(3/0)	9-28	6.2	6.5	5-16	7-25	8.4	4.7	32	11	10	56	11	8	17- 97	43-276	45°	L (D)
Southern California	4-4	(3/1)	10-30	4-4	(2/2)	18-39	5.9	7.5	9-23	6-21	7.5	5.4	47	9	11	44	13	7	27- 79	36-189	41°	W (d)
Washington State	1-3	(0/1)	11-20	5-5	(3/2)	11-36	4.5	7.1	5-22	9-23	8.2	4.8	41	19	11	54	21	3	37-124	50-217	31°	W (d)
Utah																						

SCORING DRIVES (Game-By-Game)

Opponent	Plays	Yards	Time	Result	Qtr	(Down) How	PAT	Quarterback
Hawai'i	3	23	0:44	*TD	2	(1) Adkins 5 run	Gonzalez	Liufau
Hawai'i	9	57	3:12	TD	2	(1) Adkins 3 run	Gonzalez	Liufau
Hawai'i	12	47	5:07	FG	3	(4) Gonzalez 40 FG	Liufau
Hawai'i	8	42	2:37	FG	3	(4) Gonzalez 40 FG	Liufau
Massachusetts	9	60	2:46	TD	1	(1) Powell 15 run	Gonzalez	Liufau
Massachusetts	14	91	7:24	TD	1	(2) Liufau 7 run	Gonzalez	Liufau
Massachusetts	6	75	1:53	TD	2	(1) Adkins 21 run	Gonzalez	Liufau
Massachusetts	6	14	1:40	FG	2	(4) Gonzalez 31 FG	Liufau
Massachusetts	8	80	3:09	*TD	2	(2) Lindsay 2 run	Gonzalez	Liufau
Massachusetts	11	62	4:27	FG	3	(4) Gonzalez 30 FG	Liufau
Massachusetts	8	53	1:31	*TD	3	(3) Spruce 18 pass from Liufau	Gonzalez	Liufau
Massachusetts	10	79	3:27	TD	3	(1) Powell 35 run	Gonzalez	Liufau
Colorado State	12	36	4:38	FG	2	(4) Gonzalez 52 FG	Liufau
Colorado State	1	65	0:09	TD	2	(1) Fields 65 pass from Liufau	Gonzalez	Liufau
Colorado State	9	75	3:32	TD	3	(3) Ross 24 pass from Liufau	Gonzalez	Liufau
Colorado State	5	10	FG	OT1	(3) Gonzalez 32 FG	Liufau
Nicholls State	6	70	1:29	TD	1	(1) Lindsay 4 run	Gonzalez	Liufau
Nicholls State	8	50	1:53	TD	1	(1) Powell 1 run	Gonzalez	Liufau
Nicholls State	8	55	3:01	TD	1	(3) MacIntyre 38 pass from Liufau	Gonzalez	Liufau
Nicholls State	4	26	1:41	*FG	2	(4) Gonzalez 46 FG	Liufau
Nicholls State	6	58	1:49	TD	3	(1) Lindsay 1 run	Gonzalez	Liufau
Nicholls State	4	74	1:15	TD	3	(1) Lee 59 run	Gonzalez	Gehrke
Nicholls State	4	4	1:33	FG	3	(4) Gonzalez 46 FG	Gehrke
Nicholls State	13	66	6:19	TD	4	(1) Evans 2 run	Graham	Apsay
Oregon	11	63	3:36	TD	1	(1) Powell 2 run	Gonzalez	Liufau
Oregon	5	65	1:53	TD	2	(2) Fields 8 pass from Liufau	Gonzalez	Liufau
Oregon	8	40	2:38	FG	2	(4) Gonzalez 52 FG	Liufau
Oregon	9	45	3:51	TD	4	(2) Liufau 7 run	Gonzalez	Liufau
Arizona State	4	75	1:21	TD	1	(1) Lindsay 16 run	Gonzalez	Liufau
Arizona State	11	72	2:35	FG	2	(2) Gonzalez 27 FG	Liufau
Arizona State	3	75	1:23	TD	3	(3) Ross 68 pass from Liufau	Gonzalez	Liufau
Arizona State	4	75	1:39	TD	4	(1) Lindsay 2 run	(pass failed)	Liufau
Arizona	2	74	0:37	TD	1	(2) Fields 72 pass from Liufau	Gonzalez	Liufau
Arizona	12	48	5:10	*FG	2	(4) Gonzalez 20 FG	Liufau
Arizona	5	24	1:55	*TD	3	(3) Liufau 2 run	Gonzalez	Liufau
Arizona	8	75	3:04	TD	3	(1) Liufau 4 run	Gonzalez	Liufau
Arizona	11	73	2:14	TD	4	(2) Fields 30 pass from Liufau	Gonzalez	Liufau
Oregon State	13	73	8:34	FG	1	(4) Gonzalez 21 FG	Liufau
Oregon State	10	67	4:11	TD	2	(1) Spruce 15 pass from Liufau	Gonzalez	Liufau
Oregon State	13	85	4:22	TD	4	(1) Liufau 4 run	Gonzalez	Liufau
UCLA	11	57	3:26	FG	2	(4) Gonzalez 25 FG	Liufau
UCLA	13	72	3:03	FG	2	(4) Gonzalez 23 FG	Liufau
UCLA	8	75	2:54	TD	3	(2) Lee 1 run	Gonzalez	Liufau
UCLA	8	32	2:17	FG	3	(4) Gonzalez 45 FG	Liufau
UCLA	2	68	0:24	TD	4	(1) Carr 6 run	Spruce pass from Liufau	Liufau
Stanford	6	75	1:42	TD	1	(1) Lee 4 run	Gonzalez	Liufau
Stanford	8	64	3:24	FG	3	(4) Gonzalez 29 FG	Liufau
Southern California	7	61	2:09	TD	1	(2) Lindsay 4 run	Gonzalez	Liufau
Southern California	5	26	2:35	*TD	2	(3) Spruce 9 pass from Apsay	Gonzalez	Apsay
Southern California	11	65	4:45	FG	2	(4) Gonzalez 28 FG	Apsay
Southern California	2	2	0:40	TD	4	(2) Frazier 1 pass from Apsay	Gonzalez	Apsay
Washington State	10	66	4:32	FG	3	(4) Gonzalez 24 FG	Apsay

(*—scored following a turnover).

Drive Analysis

DISTANCE	COLORADO		OPPONENT	
Length	TD	FG	TD	FG
(minus)	—	0	—	0
0—9	1	1	0	1
10—19	0	2	2	0
20—29	3	1	0	1
30—39	0	1	5	1
40—49	1	4	4	2
50—59	5	1	4	5
60—69	8	4	2	3
70—79	13	3	10	1
80—89	2	0	8	0
90—99	1	0	6	0

GAME OPENING DRIVES

Game	COLORADO			OPPONENT		
	Pts	FD	Yds	Pts	FD	Yds
Hawai'i	0	0	6	8*	1	16
Massachusetts	7	4	60	0	0	0
Colorado State	0	0	6	0	0	3
Nicholls State	7	4	70	0	1	14
Oregon	0*	0	0	0	1	20
Arizona State	0	1	30	7	3	76
Arizona	0	2	12	3	1	44
Oregon State	3	4	73	7	3	74
UCLA	0	2	25	0	0	6
Stanford	7	3	75	7	6	81
Southern California	0	1	20	3	3	58
Washington State	0	3	34	0	1	24
Utah						

SECOND HALF OPENING DRIVES

Game	COLORADO			OPPONENT		
	Pts	FD	Yds	Pts	FD	Yds
Hawai'i	3	3	47	0	0	3
Massachusetts	3	4	62	0*	0	24
Colorado State	7	5	75	3	3	68
Nicholls State	0	3	66	0	0	5
Oregon	0	0	-1	7	4	74
Arizona State	0*	1	15	7	3	75
Arizona	7	3	75	0	2	34
Oregon State	0	4	46	0	1	31
UCLA	7	5	75	7	3	81
Stanford	3	4	64	1	1	47
Southern California	0	2	20	7	6	79
Washington State	0*	0	-4	3	3	32
Utah						

(*—drive ended by a turnover)

POSSESSIONS AT-A-GLANCE

	Avg. 3-Plays					
	No.	Plays	Snap	& Out*	Snap	/TD
Colorado	157	937	5.97	39	27.6	(34)
Opponent	159	872	5.48	36	21.3	(41)

(*—less if there is a turnover; must not have earned a first down or scored a touchdown.)

POINTS BY DRIVE

Drive #	COLORADO			OPPONENT		
	Pts	TD	FG	Pts	TD	FG
1 (12/12)	24	3	1	35	4	2
2 (12/12)	21	3	0	28	4	0
3 (12/12)	31	4	1	45	6	1
4 (12/12)	24	4	0	24	3	1
5 (12/12)	26	2	4	21	3	0
6 (12/12)	16	1	3	27	3	2
7 (12/12)	31	4	1	14	2	0
8 (12/12)	34	4	2	37	4	3
9 (12/12)	14	2	0	17	2	1
10 (12/12)	30	3	3	13	1	2
11 (12/12)	14	2	0	21	3	0
12 (8/9)	7	1	0	14	2	0
13 (7/7)	10	1	1	21	3	0
14 (5/5)	0	0	0	13	1	2
15 (2/3)	0	0	0	0	0	0
16 (2/1)	10	1	1	0	0	0
17 (1/1)	--	--	--	0	0	0

YARDS PER PLAY—TD Drives: 8.9 (237-2119); FG Drives: 5.2 (150-781); Non-Scoring Drives: 3.5 (550-1952).

Scrimmage

Number of plays 20-plus yards in length: 47 (32 pass, 15 rush)
Number of plays 40-plus yards in length: 9 (8 pass, 1 rush)

Returns

Returns 20+ yards in length: 30 (22 kickoff, 2 punt, 5 interception, 1 fumble, 0 misc.)
Returns 30+ yards in length: 13 (7 kickoff, 2 punt, 3 interception, 1 fumble, 0 misc.)

Scrimmage

Number of plays 20-plus yards in length: 63 (40 pass, 23 rush)
Number of plays 40-plus yards in length: 15 (7 pass, 8 rush)

Returns

Returns 20+ yards in length: 29 (24 kickoff, 1 punt, 3 interception, 0 fumble, 1 misc.)
Returns 30+ yards in length: 12 (8 kickoff, 0 punt, 3 interception, 0 fumble, 1 misc.)

DRIVE ENGINEERING[illegible]

FIRST DOWN RUSHING

Player	Att.	Yards	Avg.	FD	TD	Long
Phillip Lindsay	75	361	4.8	8	4	37
Christian Powell	41	217	5.3	6	3	35t
Donovan Lee	28	197	7.0	5	1	59t
Sefo Liufau	29	172	5.9	6	2	17
Patrick Carr	31	170	5.5	4	1	36
Michael Adkins II	22	119	5.4	3	3	21t
Kyle Evans	11	28	2.5	0	0	6
Cade Apsay	2	21	10.5	1	0	18
Shay Fields	1	17	17.0	1	0	17
Devin Ross	1	3	3.0	0	0	3
Jordan Gehrke	1	-2	-2.0	0	0	-2
Team	2	-9	-4.5	0	0	-2

FIRST DOWN PASSING

Player	Att-Com-Int	Pct.	Yards	FD	TD	Long	Sacked
Sefo Liufau	121-75- 1	62.0	973	31	1	65t	8/43
Cade Apsay	24-15- 1	62.5	161	5	0	29	3/20
Nelson Spruce	4- 1-0	25.0	12	1	0	12	0/ 0
Jordan Gehrke	2- 0-0	0.0	0	0	0	0	0/ 0
Team	1- 0-0	0.0	0	0	0	0	0/ 0

FIRST DOWN RECEIVING

Player	No.	Yards	Avg.	FD	TD	Long
Nelson Spruce	35	479	13.7	18	0	42
Shay Fields	15	179	11.9	4	1	65t
Devin Ross	11	147	13.4	3	0	62
Donovan Lee	6	40	6.7	2	0	17
Sean Irvin	5	148	29.6	4	0	47
George Frazier	5	30	6.0	0	0	9
Jay MacIntyre	4	26	6.5	1	0	12
Dylan Keeney	3	48	16.0	3	0	23
Phil Lindsay	3	19	6.3	1	0	10
Bryce Bobo	3	18	6.0	0	0	7
Sefo Liufau	1	12	12.0	1	0	12

THIRD-FOURTH DOWN RUSHING

							3/4-&-1
Player	Att.	FD	TD	Pct.	Yards	Avg.	Att.-FD
Jordan Gehrke	1	1	100.0	13	13.0	0	0-0
Phillip Lindsay	18	11	61.1	78	4.3	0	11-9
Christian Powell	5	3	60.0	17	3.4	0	2-2
Sefo Liufau	37	21	56.8	137	3.7	1	12-11
Michael Adkins II	2	1	50.0	13	6.5	0	1-1
Donovan Lee	4	2	50.0	29	7.2	0	1-1
Kyle Evans	2	1	50.0	7	3.5	0	0-0
Patrick Carr	6	2	33.3	19	3.2	0	2-1
Cade Apsay	2	0	0.0	5	2.5	0	1-0
Team	3	0	0.0	-12	-4.0	0	0-0

THIRD-FOURTH DOWN PASSING

Player	Att-Com-Int	Pct.	Yards	FD	TD	Long	Sacked
Sefo Liufau	94-53- 4	56.4	669	33	5	68t	9/76
Cade Apsay	26-16- 2	61.5	115	10	1	15	5/41
Jordan Gehrke	1- 0-0	0.0	0	0	0	0	0/ 0

THIRD-FOURTH DOWN RECEIVING

Player	No.	Yards	Avg.	FD	TD	Long
Nelson Spruce	14	134	9.6	11	3	18t
Donovan Lee	11	63	5.7	4	0	15
Phillip Lindsay	11	118	10.7	5	0	34
Shay Fields	10	167	16.7	7	0	67
Devin Ross	8	130	16.3	5	2	68t
Christian Powell	4	53	13.3	2	0	37
Bryce Bobo	3	32	10.7	3	0	16
Jay MacIntyre	2	56	28.0	2	1	38t
Sean Irvin	2	6	3.0	1	0	5
Kyle Evans	1	8	8.0	1	0	8
Chris Hill	1	7	7.0	1	0	7
Dylan Keeney	1	6	6.0	1	0	6
Michael Adkins II	1	4	4.0	0	0	4

QUARTERBACK SACKS (26-155)

Hawai'i (2-16): Franke 1-16, Gamboa 1-0. **Massachusetts (3-15):** Awuzie 1-7, Solis 1-5, McCartney 1-3. **Colorado State (0-0).** **Nicholls State (2-17):** Gilbert 1-9, Mathewes 1-8. **Oregon (3-6):** Jackson 1-3, Solis 1-2, Gilbert 1-1. **Arizona State (1-7):** Awuzie 1-7. **Arizona (4-20):** Awuzie 1-13, Solis 1-4, Watanabe 1-2, McCartney 1-1. **Oregon State (5-31):** McCartney 1-9, Kafovalu 1-8, Gilbert 1-7, Jackson 1-4, Awuzie 1-3. **UCLA (1-15):** Carrell 1-15. **Stanford (2-7):** Gilbert 1-6, McCartney 1-1. **USC (2-14):** McCartney 1-8, Gilbert 1-6. **Washington State (1-7):** Kafovalu 1-7.

SACKS BY QTR: CU 2-16-5-3 (0-OT); OPP 6-5-10-14 (0-OT)

2015 COLORADO BUFFALO SINGLE-GAME HIGHS

Individual

LONGEST SCORING RUN— 59, Donovan Lee vs. Nicholls State
LONGEST NON-SCORING RUN— 37, Phillip Lindsay vs. Massachusetts
LONGEST SCORING PASS— 72, Sefo Liufau to Shay Fields vs. Arizona
LONGEST NON-SCORING PASS— 67, Sefo Liufau to Shay Fields at Arizona State
LONGEST KICKOFF RETURN— 41, Phillip Lindsay at Hawai'i
LONGEST PUNT RETURN— 45, Nelson Spruce vs. Southern California
LONGEST INTERCEPTION RETURN— 71, Tedric Thompson vs. Stanford
LONGEST PUNT— 58, Alex Kinney at Oregon State
LONGEST FIELD GOAL— 52, Diego Gonzalez vs. Colorado State, Oregon
MOST TOUCHDOWNS— 2, on five occasions (Lindsay 2, Adkins, Fields, Powell)
MOST RUSHING ATTEMPTS— 23, Phillip Lindsay vs. Arizona
MOST RUSHING YARDS— 119, Michael Adkins vs. Massachusetts
MOST PASS ATTEMPTS— 57, Sefo Liufau at UCLA
MOST PASS COMPLETIONS— 37, Sefo Liufau at UCLA
MOST INTERCEPTIONS THROWN— 2, Sefo Liufau at UCLA; Cade Apsay at Wash. St.
MOST PASSING YARDS— 389, Sefo Liufau at Arizona State
MOST TOUCHDOWN PASSES— 2, on three occasions (Liufau 2, Apsay 1)
MOST RECEPTIONS— 11, Nelson Spruce at UCLA
MOST RECEIVING YARDS— 168, Shay Fields vs. Arizona
MOST TOTAL OFFENSIVE PLAYS— 72, Sefo Liufau at UCLA (57 pass, 15 rush)
MOST TOTAL OFFENSE— 357, Sefo Liufau at UCLA (312 pass, 45 rush)
MOST FIELD GOALS ATTEMPTED— 4, Diego Gonzalez on two occasions (CSU, UCLA)
MOST FIELD GOALS MADE— 3, Diego Gonzalez at UCLA
MOST TACKLES— 17, Kenneth Olugbode vs. Colorado State (7 UT)
MOST SOLO TACKLES— 11, Grant Watanabe vs. Arizona (14 TT)
MOST TACKLES FOR LOSS— 3, Chidobe Awuzie vs. Massachusetts
MOST QUARTERBACK SACKS— 1, on 27 occasions
MOST QUARTERBACK HURRIES— 3, on three occasions (McCartney 2, Carrell 1)
MOST INTERCEPTIONS— 2, Jered Bell vs. Nicholls State
MOST PASSES BROKEN UP— 3, Ken Crawley at Washington State
MOST THIRD/FOURTH DOWN STOPS— 4, Ken Crawley at Hawai'i
MOST KNOCKDOWN BLOCKS (OL)— 10, Sam Kronshage vs. Arizona
MOST SPECIAL TEAM POINTS— 6, Ryan Severson at Hawai'i

Team Bests/Highs

MOST FIRST DOWNS— 34, at UCLA
MOST RUSHING ATTEMPTS— 62, vs. Nicholls State
MOST RUSHING YARDS— 390, vs. Massachusetts
MOST PASS ATTEMPTS— 58, at UCLA
MOST COMPLETIONS— 37, at UCLA
MOST INTERCEPTIONS THROWN— 2, at UCLA, at Washington State
MOST PASSING YARDS— 401, at Arizona State
MOST OFFENSIVE PLAYS— 114, at UCLA (*school record*)
MOST TOTAL OFFENSE— 554, at UCLA
FEWEST FUMBLES— 0, on four occasions
MOST FUMBLES— 4, vs. Arizona (1 lost); at Washington State (0 lost)
FEWEST TURNOVERS— 0, vs. Massachusetts, vs. Colorado State, at Oregon State
MOST TURNOVERS— 3, vs. Oregon
MOST TIME OF POSSESSION— 41:05, at UCLA
LONGEST TOUCHDOWN DRIVE— 91 yards (14 plays), vs. Massachusetts
LONGEST FIELD GOAL DRIVE— 73 yards (13 plays), at Oregon State

Defensive Bests

FEWEST FIRST DOWNS ALLOWED— 8, vs. Nicholls State
FEWEST RUSHING ATTEMPTS ALLOWED— 21, by Washington State
FEWEST RUSHING YARDS ALLOWED— 100, at Hawai'i
FEWEST PASS ATTEMPTS ALLOWED— 21, vs. Oregon
FEWEST PASS COMPLETIONS ALLOWED— 6, vs. Nicholls State
FEWEST PASSING YARDS ALLOWED— 40, vs. Nicholls State
MOST INTERCEPTIONS— 2, on three occasions
FEWEST TOTAL PLAYS ALLOWED— 56, vs. Nicholls State
FEWEST TOTAL YARDS ALLOWED— 166, vs. Nicholls State
MOST FUMBLES FORCED— 2, vs. Massachusetts, at Arizona State
MOST TURNOVERS GAINED— 3, vs. Massachusetts
MOST PASSES BROKEN UP— 10, at Washington State
MOST QUARTERBACK SACKS— 5, at Oregon State
MOST QUARTERBACK HURRIES— 8, vs. Arizona, at Oregon State
MOST TACKLES FOR LOSS— 8, vs. Massachusetts, Oregon

GAME-BY-GAME INDIVIDUAL CHARTS

RUSHING

MICHAEL ADKINS II

	Att	Yds	TD
Hawai'i.....	22	90	2
Massachusetts.....	19	119	1
Colorado State.....	1	3	0
Nicholls State.....	---	---	---
Oregon.....	---	---	---
Arizona State.....	---	---	---
Arizona.....	---	---	---
Oregon State.....	---	---	---
UCLA.....	---	---	---
Stanford.....	---	---	---
USC.....	---	---	---
Washington State.....	---	---	---
Utah.....	---	---	---

PATRICK CARR

	Att	Yds	TD
Hawai'i.....	0	0	0
Massachusetts.....	10	55	0
Colorado State.....	1	-2	0
Nicholls State.....	---	---	---
Oregon.....	---	---	---
Arizona State.....	4	24	0
Arizona.....	7	28	0
Oregon State.....	2	7	0
UCLA.....	19	100	1
Stanford.....	7	16	0
USC.....	7	24	0
Washington State.....	2	9	0
Utah.....	---	---	---

DONOVAN LEE

	Att	Yds	TD
Hawai'i.....	---	---	---
Massachusetts.....	---	---	---
Colorado State.....	1	12	0
Nicholls State.....	10	103	1
Oregon.....	1	8	0
Arizona State.....	2	10	0
Arizona.....	1	4	0
Oregon State.....	7	38	0
UCLA.....	13	62	1
Stanford.....	7	17	1
USC.....	7	32	0
Washington State.....	0	0	0
Utah.....	---	---	---

PHILLIP LINDSAY

	Att	Yds	TD
Hawai'i.....	8	35	0
Massachusetts.....	10	73	1
Colorado State.....	8	22	0
Nicholls State.....	17	113	2
Oregon.....	12	37	0
Arizona State.....	9	43	2
Arizona.....	23	91	0
Oregon State.....	9	51	0
UCLA.....	6	24	0
Stanford.....	5	14	0
USC.....	8	24	1
Washington State.....	16	78	0
Utah.....	---	---	---

SEFO LIUFAU

	Att	Yds	TD
Hawai'i.....	18	81	0
Massachusetts.....	8	36	1
Colorado State.....	3	15	0
Nicholls State.....	4	11	0
Oregon.....	13	2	1
Arizona State.....	10	-34	0
Arizona.....	10	13	2
Oregon State.....	17	50	1
UCLA.....	15	45	0
Stanford.....	7	43	0
USC.....	2	4	0
Washington State.....	---	---	---
Utah.....	---	---	---

CHRISTIAN POWELL

	Att	Yds	TD
Hawai'i.....	5	9	0
Massachusetts.....	8	105	2
Colorado State.....	15	58	0
Nicholls State.....	13	73	0
Oregon.....	10	30	1
Arizona State.....	3	6	0
Arizona.....	1	1	0
Oregon State.....	7	33	0
UCLA.....	3	11	0
Stanford.....	0	0	0
USC.....	4	11	0
Washington State.....	1	1	0
Utah.....	---	---	---

PASSING

SEFO LIUFAU

	A-C-I	Yds	TD
Hawai'i.....	39-23-1	156	0
Massachusetts.....	24-15-0	168	1
Colorado State.....	28-15-0	220	2
Nicholls State.....	21-13-0	227	1
Oregon.....	42-25-1	231	1
Arizona State.....	40-25-1	389	1
Arizona.....	43-28-0	339	2
Oregon State.....	24-17-0	157	1
UCLA.....	57-37-2	312	0
Stanford.....	18-10-1	125	0
USC.....	8-6-0	94	0
Washington St.....	---	---	---
Utah.....	---	---	---

CADE APSAY

	A-C-I	Yds	TD
Hawai'i.....	---	---	---
Massachusetts.....	---	---	---
Colorado State.....	---	---	---
Nicholls State.....	6-4-0	48	0
Oregon.....	---	---	---
Arizona State.....	---	---	---
Arizona.....	---	---	---
Oregon State.....	---	---	---
UCLA.....	---	---	---
Stanford.....	5-3-1	23	0
USC.....	23-18-0	128	2
Washington St.....	40-26-2	238	0
Utah.....	---	---	---

JORDAN GEHRKE

	A-C-I	Yds	TD
Hawai'i.....	---	---	---
Massachusetts.....	0-0-0	0	0
Colorado State.....	---	---	---
Nicholls State.....	4-1-0	3	0
Oregon.....	---	---	---
Arizona State.....	---	---	---
Arizona.....	---	---	---
Oregon State.....	---	---	---
UCLA.....	---	---	---
Stanford.....	---	---	---
USC.....	---	---	---
Washington St.....	---	---	---
Utah.....	---	---	---

RECEIVING

BRYCE BOBO

	No	Yds	TD
Hawai'i.....	0	0	0
Massachusetts.....	1	13	0
Colorado State.....	0	0	0
Nicholls State.....	1	14	0
Oregon.....	2	13	0
Arizona State.....	4	29	0
Arizona.....	6	51	0
Oregon State.....	2	14	0
UCLA.....	2	13	0
Stanford.....	4	29	0
USC.....	0	0	0
Washington State.....	0	0	0
Utah.....	---	---	---

SHAY FIELDS

	No	Yds	TD
Hawai'i.....	6	60	0
Massachusetts.....	2	16	0
Colorado State.....	3	79	1
Nicholls State.....	3	47	0
Oregon.....	5	31	1
Arizona State.....	5	103	0
Arizona.....	8	168	2
Oregon State.....	---	---	---
UCLA.....	4	39	0
Stanford.....	0	0	0
USC.....	3	24	0
Washington State.....	3	31	0
Utah.....	---	---	---

SEAN IRWIN

	No	Yds	TD
Hawai'i.....	1	4	0
Massachusetts.....	1	8	0
Colorado State.....	0	0	0
Nicholls State.....	0	0	0
Oregon.....	1	14	0
Arizona State.....	1	42	0
Arizona.....	2	52	0
Oregon State.....	1	22	0
UCLA.....	1	31	0
Stanford.....	0	0	0
USC.....	2	21	0
Washington State.....	2	11	0
Utah.....	---	---	---

PHILLIP LINDSAY

	No	Yds	TD
Hawai'i.....	3	2	0
Massachusetts.....	2	48	0
Colorado State.....	1	9	0
Nicholls State.....	0	0	0
Oregon.....	4	60	0
Arizona State.....	0	0	0
Arizona.....	2	-1	0
Oregon State.....	2	14	0
UCLA.....	2	16	0
Stanford.....	0	0	0
USC.....	2	8	0
Washington State.....	3	6	0
Utah.....	---	---	---

JAY MACINTYRE

	No	Yds	TD
Hawai'i.....	0	0	0
Massachusetts.....	0	0	0
Colorado State.....	0	0	0
Nicholls State.....	3	53	1
Oregon.....	1	4	0
Arizona State.....	1	18	0
Arizona.....	0	0	0
Oregon State.....	2	3	0
UCLA.....	0	0	0
Stanford.....	0	0	0
USC.....	1	6	0
Washington State.....	---	---	---
Utah.....	---	---	---

DEVIN ROSS

	No	Yds	TD
Hawai'i.....	3	18	0
Massachusetts.....	1	12	0
Colorado State.....	2	36	1
Nicholls State.....	0	0	0
Oregon.....	2	13	0
Arizona State.....	2	90	1
Arizona.....	0	1	0
Oregon State.....	1	19	0
UCLA.....	9	101	0
Stanford.....	1	23	0
USC.....	3	7	0
Washington State.....	0	0	0
Utah.....	---	---	---

NELSON SPRUCE

	No	Yds	TD
Hawai'i.....	8	69	0
Massachusetts.....	6	64	1
Colorado State.....	6	63	0
Nicholls State.....	5	80	0
Oregon.....	6	87	0
Arizona State.....	6	77	0
Arizona.....	8	63	0
Oregon State.....	6	60	1
UCLA.....	11	90	0
Stanford.....	5	75	0
USC.....	7	94	1
Washington State.....	10	120	0
Utah.....	---	---	---

DEFENSIVE

JALEEL AWINI, OLB

	Plays	UT,AT-TT	PD	Other
Hawai'i.....	0	---	---	---
UMass.....	3	0.0-0	0-0	---
Colo. St.....	0	---	---	---
Nicholls.....	26	2.0-2	0-0	3DS,2H
Oregon.....	7	1.0-1	0-0	---
Ariz. St.....	15	3.1-3	0-0	3DS
Arizona.....	53	3.3-4	0-0	3DS,H
Oregon St.....	25	4.0-4	0-0	---
UCLA.....	2	0.0-0	0-0	---
Stanford.....	5	0.0-0	0-0	---
USC.....	3	0.0-0	0-0	---
Wash. St.....	0	---	---	---
Utah.....	---	---	---	---

CHIDOBE AWUZIE, S

	Plays	UT,AT-TT	PD	Other
Hawai'i.....	72	4.0-4	2	INT, 2-3D
UMass.....	57	4.0-4	0	3-TFL,SK
Colo. St.....	88	5.1-6	2	2-TFK,TZ
Nicholls.....	38	3.1-4	0	QBH
Oregon.....	77	10.0-10	0	2-3DS
Ariz. St.....	65	4.2-6	0	FF,QBS
Arizona.....	84	7.0-7	0	QBS
Oregon St.....	73	5.3-8	2	INT,QBS
UCLA.....	59	6.0-6	1	TZ,3DS
Stanford.....	69	7.1-8	0	2-TFL,TZ
USC.....	74	8.2-10	0	2-TZ,H
Wash. St.....	75	10.1-11	1	TZ,2-3D
Utah.....	---	---	---	---

JERED BELL, S

	Plays	UT,AT-TT	PD	Other
Hawai'i.....	0	---	---	---
UMass.....	14	1.0-1	0	---
Colo. St.....	0	---	---	---
Nicholls.....	20	0.0-0	0	2-INT,3D
Oregon.....	0	---	---	---
Ariz. St.....	6	0.0-0	0	---
Arizona.....	0	---	---	---
Oregon St.....	73	5.3-8	0	---
UCLA.....	45	0.2-2	0	2-3DS,H
Stanford.....	54	4.3-7	2	3DS,TZ
USC.....	52	6.1-7	0	INT,FF
Wash. St.....	44	5.2-7	0	TZ
Utah.....	---	---	---	---

JORDAN CARRELL, DT

	Plays	UT,AT-TT	TFL	Other
Hawai'i.....	51	4.2-6	1-1	3DS
UMass.....	47	3.0-3	1-2	QBH
Colo. St.....	85	2.2-4	0-0	2-QBH
Nicholls.....	33	1.1-2	0-0	---
Oregon.....	78	4.0-4	1-3	TZ,QBH
Ariz. St.....	55	3.3-6	1-1	FF
Arizona.....	77	3.0-3	0-0	FR,3DS
Oregon St.....	68	2.1-3	0-0	3-H, TZ
UCLA.....	51	4.0-4	2-16	QBS,FF
Stanford.....	51	0.1-1	0-0	---
USC.....	62	2.2-4	0-0	---
Wash. St.....	60	2.0-2	0-0	3DS,H
Utah.....	---	---	---	---

TIM COLEMAN, DE/OLB

	Plays	UT,AT-TT	TFL	Other
Hawai'i.....	0	---	---	---
UMass.....	0	---	---	---
Colo. St.....	4	0.0-0	0-0	---
Nicholls.....	25	2.2-4	0-0	---
Oregon.....	23	1.0-1	0-0	---
Ariz. St.....	7	1.0-1	0-0	---
Arizona.....	0	---	---	---
Oregon St.....	7	1.0-1	0-0	---
UCLA.....	4	0.0-0	0-0	PBU
Stanford.....	4	0.0-0	0-0	---
USC.....	---	---	---	---
Wash. St.....	9	1.0-1	0-0	---
Utah.....	---	---	---	---

KENNETH CRAWLEY, CB

	Plays	UT,AT-TT	PD	Other
Hawai'i.....	72	3.0-3	1	4-3DS
UMass.....	54	8.2-10	1	FR,3DS
Colo. St.....	83	5.1-6	2	INT,2-3D
Nicholls.....	38	3.0-3	1	TFL,3DS
Oregon.....	80	2.1-3	0
Ariz. St.....	65	7.0-7	1	3DS
Arizona.....	84	3.1-4	0
Oregon St.....	72	4.0-4	0	TZ
UCLA.....	59	1.0-1	2
Stanford.....	55	2.1-3	0
USC.....	62	0.0-0	1
Wash. St.....	65	1.0-1	3

DRIVE ENGINEERING

DRIVE ENGINEERING	Drives		Drives Ended By										Points	Pts./	Quarterback		**Directing Offense			
	Started	TD	FG	FGA	PNT	DWN	TRN	SAF	CLK	RPL	Yielded	Drive	Drive Efficiency*		Plays	Yards	Avg.	3 & Out		
SEFO LIUFAU.....	125	30	15	7	51	6	12	0	4	0	255	2.04	36.0%	43.0%	754	4129	5.48	30		
CADE APSAY.....	26	3	2	3	7	4	4	0	3	0	27	1.04	19.2%	34.8%	155	613	3.95	6		
JORDAN GEHRKE.....	6	1	1	0	4	0	0	0	0	0	10	1.67	33.3%	33.3%	20	135	6.75	3		
COLORADO.....	157	34	18	10	62	10	16	0	7	(0)	292	1.86	33.1%	41.3%	929	4877	5.25	39		
OPPONENTS.....	159	41	14	6	62	8	17	0	11	(0)	330	2.07	34.6%	41.2%	863	5126	5.94	36		

*—second number is the percentage the QB has put his team in position to score, allowing for missed field goals and minus drives ended by the clock.

**—excludes kneel-downs, spiked passes and fake/muffed punt plays when not actually directing offense: Liufau 4(-11), Apsay 4(-14); Opponents 9(-30).

KICKOFF ANALYSIS

KICKOFF ANALYSIS																	YARDAGE SUMMARY								
Kicker	Total	No.										Opp.		OSY		ASY		Team	Plays	20+	10+	5+	1-4	0	Neg.
		Ret.	AYBF	(Yds)	FC	MF	NA	TB	(EZ+)	In20/25	OB	OnS	SQB	OSY	Ret.	ASY	Ret.								
C. GRAHAM.....	55	39	O 3	(139)	0	0	0	16	(5)	10/ 21	0	(1)	(0)	1395	995	O 25	O 26	Colorado.....	937	47	158	390	271	187	89
D. GONZALEZ.....	1	1	O 4	(4)	0	0	0	0	(0)	0/ 0	0	(1)	(0)	34	34	O 34	O 34	Opponent	872	63	162	349	241	212	70
OPPONENTS.....	66	30	C 4	(105)	0	0	0	34	(23)	2/ 9	1	(0)	(0)	1740	833	C 26	C 28								

KICKOFF KEY: AYBF—average yardline ball fielded on return attempts; MF—muffed; NA—no attempt at a return; EZ+—through or over end zone; OSY—Opponent Starting Yardline;

ASY—Average Starting Yardline; Ret—averages using returned kicks only. Onsides (OnS), short squibs (SQB) and free kicks are omitted in figuring the above; out-of-bounds are not;

returns may not add to team totals due to those credited on on-side kicks; free kicks following safeties NOT included. **FREE KICKS:** Colorado 0, Opponents 0.

FIRST DOWN TENDENCIES

	Rushing			*Passing			OVERALL			Times Gained			Miscellaneous								Second Half		
	Plays	Yards	Avg.	Plays	Yards	Avg.	Plays	Yards	Avg.	20+	10+	5+	2-	0	Neg.	TD	QBS	TO	FD	2-&10+	Att.	Yards	Avg.
COLORADO.....	244	1294	5.3	163	1083	6.6	407	2377	5.84	29	72	176	173	82	33	18	11	6	71	103	199	1098	5.5
Opponents.....	220	1289	5.9	152	852	5.6	372	2141	5.76	22	65	163	147	74	22	17	7	3	65	98	190	1132	6.0

*—kept like the NFL in that quarterback sacks are deducted from passing to present the accurate picture.

YARDS GAINED ANALYSIS

[Third down plays replayed due to penalty but yards awarded: Colorado 0, Opponents 0.]

Team	1st Down			2nd Down			3rd Down			4th Down			Season			*By Quarter				Opp. Territory			Breakdown		
	Att.	Yards	Avg.	Att.	Yards	Avg.	Att.	Yards	Avg.	Att.	Yards	Avg.	Att.	Yards	Avg.	1st	2nd	3rd	4th	Att.	Yards	Avg.	+	0	-
COLORADO.....	407	2377	5.8	314	1458	4.6	192	940	4.9	24	77	3.2	937	4852	5.18	1343	1323	1187	989	404	1906	4.7	661	187	89
Opponents.....	372	2141	5.8	292	1711	5.9	189	1108	5.9	19	136	7.2	872	5096	5.84	1224	1490	1197	1183	387	1924	5.0	590	212	70

*—Overtime Yards: Colorado 10, Opponent 2. **Drives In Opponent Territory (minus those with 50+scores):** Colorado 82/153 (53.6%, 23.2 yards per drive); Opp. 95/156 (60.9%, 20.3 ypd)

THIRD DOWN EFFICIENCY ANALYSIS

[4th-&1: Colorado 5-7 (4-6 rush), Opponents 4-6 (3-5 rush)]

Team	3rd Down and—										Second										TOTAL		PCT.
	1	2	3	4	5	6	7	8	9	10	11-14	15-19	20+	RUSH	PASS	Half/OT							
COLORADO.....	18-22	14-22	6-17	7-17	1-8	6-12	5-14	5-17	2-11	4-21	1-13	1-12	0-6	33-68	37-124	30-96					70-192		36.5
Opponents.....	20-24	8-14	12-20	5-12	7-20	6-14	7-19	5-15	0-7	3-20	5-19	2-3	0-2	35-62	45-127	37-93					80-189		42.3

AVERAGE YARDS TO GO: Colorado 7.0 (192/1348); Opponents 6.3 (189/1190). **SECOND DOWN EFFICIENCY:** Colorado 111-314 (35.4%; 1-4 yds: 40-70); Opponent 85-292 (29.1%; 1-4 yds: 36-69).

TURNOVER ANALYSIS

Team	Opp./CU		Own Territory										Opponent Territory										By Quarter		Last 2 Min./OT**	
	TD	PTS	(TD,FG)	Pct.(Pts.)	EZ/G-10	11-20	21-30	31-40	41-50	49-40	39-30	29-20	19-10	9-G/EZ	=	Total	(TD*)	1st	2nd	3rd	4th	OT			1st-H	2nd-H
COLORADO.....	17	59	(8,1)	17.5 (337)	0	1	0	3	5	2	2	0	2	2	=	17	(1)	3	7	4	3	0	2	(2)	1	(1)
Opponents.....	19	51	(6,3)	16.7 (306)	0	0	2	1	3	7	2	2	0	2	=	19	(2)	3	7	4	5	0	0	(0)	1	(1)

First Offensive Play After Gaining TO: Colorado 17-67, 3.9 avg., 20 long, 0 TD (14-57 rush/3-1-0, 10 pass; 2 Ret TD); Opponent: 16-125, 7.8 avg., 36 long, 1 TD (11-64 rush/5-5-0, 61 pass; 1 Ret TD).

*—interception or fumble returns for a touchdown; **—number in parenthesis is number of turnovers in last 2-minutes while team is protecting lead or trying to tie or go ahead.

YARDS LOST DUE TO PENALTIES

	Colorado	Opponent
Times Penalized After Offensive Gain.....	18	6
Yards Lost Due To Penalties.....	152	79
Touchdowns Cost (Field Goals Cost).....	2 (0)	0 (0)
First Downs Lost.....	11	4

GOAL-TO-GO SITUATIONS

	Summary-----								GTG Plays-----			1-Yard Line-----	
Team	Total	TD	FG	FGA	TO	DWN	CLK	ROC	Plays	TDs	Pct.	Plays	TDs
COLORADO.....	23	17	3	0	1	2	0	(1)	48	17	35.4	4	4
OPPONENTS.....	20	15	3	0	2	0	0	(0)	42	15	35.7	11	7

EXPANDED PUNTING

Player	Punts	Yards	Avg.	Spot	Ret.	Yards	Return	Return	Returned	Avg.	In20/15/10/5	TB	FC	60+	No.	Yds.	Avg.	No.-Yds (In20)	No.	Yds.	Avg.
ALEX KINNEY	60	2426	40.43	C35	14	109	7.8	25	76.7	38.28	22/16/9/4	1	22	0	14	585	41.8	11-392 (10)	49	2038	41.6
Average Spot—yardline where punts average from: Kinney 6/2089.																					

Average Spot—yardline where punts average from: Kinney 60/2089.

AVERAGE STARTING FIELD POSITION

	Colorado	Opponent
Drives Started.....	157	159
Cumulative Starting Yardlines.....	4735	4851
Average Field Position.....	C30	O31
Drives Started In Plus Territory.....	16	25
Scores/TD,FG.....	9/6,3	14/11,3
FGA/Punts/Downs/Clock.....	1/2/2/0	2/3/0/1
Turnovers/Ran Out Clock.....	1/1	3/2
Points.....	51	87
Drives Started Inside/At Own 20.....	30 (18/12)	50 (41/9)
Points Scored (TD/FG).....	24 (3/1)	104 (14/2)

SCORING PERCENTAGE INSIDE-THE-20 (Red Zone)

	Colorado	Opponent
Times Penetrated Opponent 20.....	50	39
Total Scores.....	37	35
Touchdowns (Rush/Pass).....	25 (20/5)	24 (13/11)
Field Goals-Attempts.....	11-17	11-12
Turnovers/Downs/Punts/Clock.....	3/3/0/1	3/0/0/0
Scores From Outside The RZ/TD,FG.....	14/8.6	20/17.3
Scoring Percentage (TD Pct.).....	74.0 (50.0)	89.7 (61.5)
Total Red Zone Plays/Yards (Avg.).....	144/428 (3.0)	112/325 (2.9)
Third Down Efficiency.....	14-33/42.4	10-23/43.5
Fourth Down Efficiency.....	0-3/0.0	2-2/100.0
*Ran Out Clock Not Trying To Score.....	1	1

(*—not included in total count above; the 20 IS NOT in the Red Zone)

FIRST DOWNS EARNED

Player	Rush	Pass	Rec.	—	Total	(3/4)
SEFO LIUFAU.....	29	108	1	—	138	(54)
NELSON SPRUCE.....	0	1	54	—	55	(11)
PHILLIP LINDSAY.....	27	0	7	—	34	(15)
CADE APSAY.....	2	25	0	—	27	(10)
SHAY FIELDS.....	1	0	22	—	23	(7)
DONOVAN LEE.....	14	0	7	—	21	(6)
CHRISTIAN POWELL.....	18	0	2	—	20	(5)
PATRICK CARR.....	13	0	2	—	15	(3)
MICHAEL ADKINS II.....	13	0	1	—	14	(1)
BRYCE BOBO.....	0	0	10	—	10	(3)
DEVIN ROSS.....	0	0	9	—	9	(5)
SEAN IRWIN.....	0	0	8	—	8	(1)
DYLAN KEENEY.....	0	0	5	—	5	(1)
KYLE EVANS.....	2	0	1	—	3	(2)
JAY MacINTYRE.....	0	0	3	—	3	(2)
JORDAN GEHRKE.....	1	0	0	—	1	(1)
CHRIS HILL.....	0	0	1	—	1	(1)
LEE WALKER.....	0	0	1	—	1	(0)

FUMBLES

Player	No-Lost
APSAY.....	1-0
GEHRKE.....	1-0
LEE.....	2-0
ROSS.....	2-0
LINDSAY.....	1-1
FIELDS.....	2-2
LIUFAU.....	3-2
POWELL.....	3-3
TEAM.....	3-0
TEAM TOTAL	18-8

MISCELLANEOUS

	Colorado	Opponent
Points Scored Last 2 Minutes (Total/1st, 2nd)	13/10,3	20/7,6